

# WOODMOOR WATER AND SANITATION

## Screens Summary (Data as of 12-31-2022)

🚫 Fund Removed from Approved List    ⚠️ Fund on Watch List

Name	Ticker	Asset Class	Trailing Performance and Risk				Management			Style		Expense		ESG Metrics				
			1 Yr	3 Yr	5 Yr	10 Yr	Pass/ Fail	Std Dev 3 Yr %	Beta 3 Yr %	Tenure	Pass/ Fail	Style Box	Pass/ Fail	Exp Ratio	Pass/ Fail	Sustain. Rating	Commit. Level	Carbon Risk
															Updated	Updated	Updated	
<b>US Stock</b>																		
Vanguard 500 Index Admiral	VFIAX	Large Blend Index	-18.15	7.62	9.39	12.52	✔️	21.17	1.00	6.68	✔️	🇺🇸	✔️	0.04	✔️	3	1-Low	Low Risk
<i>percentile rank</i>			52	33	25	13												
<i># of funds in category</i>			1,379	1,247	1,137	837												
															12-31-2022	02-15-2022	12-31-2022	
MFS Growth R6	MFEKX	Large Growth	-31.08	3.96	9.72	13.08	✔️	22.34	0.93	20.76	✔️	🇺🇸	✔️	0.49	✔️	4	2-Basic	Low Risk
<i>percentile rank</i>			58	65	32	24												
<i># of funds in category</i>			1,237	1,133	1,056	807												
															12-31-2022	02-15-2022	12-31-2022	
Invesco Diversified Dividend R6	LCEFX	Large Value	-1.31	5.81	6.61	9.82	✔️	18.80	0.86	6.85	✔️	🇺🇸	✔️	0.43	✔️	2	-	Medium Risk
<i>percentile rank</i>			18	73	65	68												
<i># of funds in category</i>			1,233	1,161	1,105	825												
															12-31-2022	-	12-31-2022	
Vanguard Mid Cap Index Admiral	VIMAX	Mid-Cap Blend	-18.71	6.17	7.32	11.10	✔️	23.61	0.98	24.63	✔️	🇺🇸	✔️	0.05	✔️	4	1-Low	Medium Risk
<i>percentile rank</i>			86	56	30	17												
<i># of funds in category</i>			413	378	350	227												
															12-31-2022	02-15-2022	12-31-2022	
PGIM Jennison Small Company R6	PJSQX	Small Growth	-18.57	10.45	8.60	11.27	✔️	27.92	0.98	9.10	✔️	🇺🇸	❌	0.71	✔️	3	-	Medium Risk
<i>percentile rank</i>			10	6	19	21												
<i># of funds in category</i>			604	576	534	405												
															12-31-2022	-	12-31-2022	
DFA US Small Cap Value I	DFS VX	Small Value	-3.52	11.32	6.70	9.95	✔️	29.37	1.05	10.85	✔️	🇺🇸	✔️	0.30	✔️	2	-	Medium Risk
<i>percentile rank</i>			10	14	19	22												
<i># of funds in category</i>			483	455	428	324												
															12-31-2022	-	12-31-2022	
<b>Non-US Stock</b>																		
American Funds New World R6	RNWXG	Diversified Emerging Mkts	-21.75	1.01	3.04	4.98	✔️	20.37	0.90	23.56	✔️	🇺🇸	✔️	0.57	✔️	3	1-Low	Medium Risk
<i>percentile rank</i>			58	17	3	2												
<i># of funds in category</i>			820	736	652	397												
															12-31-2022	02-15-2022	12-31-2022	
American Funds Intl Gr and Inc R6	RIGGX	Foreign Large Blend	-15.16	0.36	2.06	4.28	✔️	21.51	1.08	14.26	✔️	🇺🇸	✔️	0.54	✔️	2	1-Low	Low Risk
<i>percentile rank</i>			44	56	22	48												
<i># of funds in category</i>			763	723	630	440												
															12-31-2022	02-15-2022	12-31-2022	
Vanguard Developed Markets Index Admiral	VTMGX	Foreign Large Blend Index	-15.32	1.33	1.67	4.92	✔️	21.45	1.08	9.86	✔️	🇺🇸	✔️	0.07	✔️	2	1-Low	Low Risk
<i>percentile rank</i>			47	28	35	20												
<i># of funds in category</i>			763	723	630	440												
															12-31-2022	02-15-2022	12-31-2022	
<b>Alternative</b>																		
Vanguard Real Estate Index Admiral	VGS LX	Real Estate	-26.20	-0.41	3.68	6.42	✔️	22.84	0.96	26.65	✔️	—	✔️	0.12	✔️	3	1-Low	Low Risk
<i>percentile rank</i>			61	57	50	34												
<i># of funds in category</i>			257	238	214	155												
															12-31-2022	02-15-2022	12-31-2022	
<b>Fixed Income</b>																		
Vanguard Inflation-Protected Secs Adm	VAIPX	Inflation-Protected Bond	-11.89	1.09	1.96	1.00	✔️	6.84	0.97	1.15	❌	—	—	0.10	✔️	3	-	-
<i>percentile rank</i>			54	53	52	43												
<i># of funds in category</i>			217	204	195	138												
															12-31-2022	-	-	

# WOODMOOR WATER AND SANITATION

## Screens Summary (Data as of 12-31-2022)

🚫 Fund Removed from Approved List    ⚠️ Fund on Watch List

Name	Ticker	Asset Class	Trailing Performance and Risk				Management			Style		Expense		ESG Metrics					
			1 Yr	3 Yr	5 Yr	10 Yr	Pass/ Fail	Std Dev 3 Yr %	Beta 3 Yr %	Tenure	Pass/ Fail	Style Box	Pass/ Fail	Exp Ratio	Sustain. Rating	Commit. Level	Carbon Risk		
																	Updated	Updated	Updated
Baird Aggregate Bond Inst <i>percentile rank</i> <i># of funds in category</i>	BAGIX	Intermediate-Term Bond	-13.35 49 471	-2.48 31 423	0.25 22 389	1.49 9 289	✔️	6.23	1.05	22.27	✔️	📦	—	0.30	✔️	3	1-Low	—	
PIMCO Income Instl <i>percentile rank</i> <i># of funds in category</i>	PIMIX	Multisector Bond	-7.81 23 344	0.03 25 295	1.69 20 258	4.00 1 152	✔️	7.35	0.92	15.77	✔️	—	—	0.51	✔️	—	—	—	
Lincoln Stable Value Account -LNGPA <i>percentile rank</i> <i># of funds in category</i>		Stable Value	— — 42	— — —	— — —	— — —	—	—	—	39.69	✔️	—	—	—	—	—	—	—	
Federated Hermes Govt Ultrashort R6 <i>percentile rank</i> <i># of funds in category</i>	FGULX	Ultrashort Bond	0.45 38 237	0.63 44 218	1.19 60 180	— — 107	✔️	0.59	0.06	25.49	✔️	—	—	0.24	✔️	—	—	—	

Target Date																		
Vanguard Target Retirement 2020 Fund <i>percentile rank</i> <i># of funds in category</i>	VTWNX	Target Date	-14.15 39 153	1.33 55 143	3.22 44 122	5.83 29 56	✔️	11.48	0.91	9.86	✔️	—	✔️	0.08	✔️	3	1-Low	—
Vanguard Target Retirement 2025 Fund <i>percentile rank</i> <i># of funds in category</i>	VTTVX	Target Date	-15.55 52 239	1.66 46 214	3.58 39 185	6.43 18 117	✔️	13.38	0.96	9.86	✔️	—	✔️	0.08	✔️	3	1-Low	Low Risk
Vanguard Target Retirement 2030 Fund <i>percentile rank</i> <i># of funds in category</i>	VTHRX	Target Date	-16.27 44 241	2.09 51 214	3.94 45 185	6.99 25 110	✔️	14.76	0.96	9.86	✔️	—	✔️	0.08	✔️	3	1-Low	Low Risk
Vanguard Target Retirement 2035 Fund <i>percentile rank</i> <i># of funds in category</i>	VTTX	Target Date	-16.62 37 232	2.64 55 207	4.34 49 182	7.57 29 114	✔️	16.04	0.95	9.86	✔️	—	✔️	0.08	✔️	3	1-Low	Low Risk
Vanguard Target Retirement 2040 Fund <i>percentile rank</i> <i># of funds in category</i>	VFORX	Target Date	-16.98 36 236	3.17 50 208	4.74 45 185	8.06 26 110	✔️	17.33	0.94	9.86	✔️	—	✔️	0.08	✔️	3	1-Low	Low Risk
Vanguard Target Retirement 2045 Fund <i>percentile rank</i> <i># of funds in category</i>	VTIVX	Target Date	-17.36 31 232	3.74 37 207	5.14 34 182	8.34 21 113	✔️	18.64	0.97	9.86	✔️	—	✔️	0.08	✔️	3	1-Low	Low Risk
Vanguard Target Retirement 2050 Fund <i>percentile rank</i> <i># of funds in category</i>	VVIFX	Target Date	-17.46 29 233	3.80 36 208	5.18 37 185	8.36 22 109	✔️	18.82	0.96	9.86	✔️	—	✔️	0.08	✔️	3	1-Low	Low Risk
Vanguard Target Retirement 2055 Fund <i>percentile rank</i> <i># of funds in category</i>	VFFVX	Target Date	-17.46 24 230	3.79 38 205	5.18 39 182	8.34 25 95	✔️	18.83	0.95	9.86	✔️	—	✔️	0.08	✔️	3	1-Low	Low Risk
Vanguard Target Retirement 2060 Fund <i>percentile rank</i> <i># of funds in category</i>	VVTSX	Target Date	-17.46 25 228	3.79 43 198	5.18 46 171	8.34 1 1	✔️	18.81	1.35	9.86	✔️	—	✔️	0.08	✔️	3	1-Low	Low Risk
Vanguard Target Retirement 2065 Fund <i>percentile rank</i> <i># of funds in category</i>	VLVX	Target Date	-17.39 16 176	3.78 47 64	5.15 49 15	— — —	❌	18.82	1.35	5.47	✔️	—	✔️	0.08	✔️	3	1-Low	Low Risk

©2023 Morningstar Investment Management LLC. All Rights Reserved. Morningstar Investment Management LLC is a registered investment adviser and subsidiary of Morningstar, Inc. The services are either performed by Morningstar Investment Management or an affiliate. The data shown represents past performance which is no guarantee of future performance. The Morningstar name and logo are registered marks of Morningstar, Inc. This report is not complete without the accompanying disclosure. Please visit [https://fiduciaryservices.morningstar.com/Disclosures/Fiduciary\\_Services\\_Report\\_Disclosure.pdf](https://fiduciaryservices.morningstar.com/Disclosures/Fiduciary_Services_Report_Disclosure.pdf) to view these disclosures.



# WOODMOOR WATER AND SANITATION

## Screens Summary (Data as of 12-31-2022)

⊖ Fund Removed from Approved List    ⚠ Fund on Watch List

Name	Ticker	Asset Class	Trailing Performance and Risk				Management			Style		Expense		ESG Metrics				
			1 Yr	3 Yr	5 Yr	10 Yr	Pass/ Fail	Std Dev 3 Yr %	Beta 3 Yr %	Tenure	Pass/ Fail	Style Box	Pass/ Fail	Exp Ratio	Pass/ Fail	Sustain. Rating	Commit. Level	Carbon Risk
Vanguard Target Retirement 2070 Fund	VSVNX	Target Date	-	-	-	-	—	-	-	0.51	+	—	✓	0.08	✓	3	-	Low Risk
<i>percentile rank</i>			-	-	-	-												
<i># of funds in category</i>			176	64	15	-										12-31-2022	-	12-31-2022
Vanguard Target Retirement Income Fund	VTINX	Target Date	-12.74	0.34	2.30	3.62	✓	8.59	0.88	9.86	✓	—	✓	0.08	✓	3	1-Low	-
<i>percentile rank</i>			54	38	36	40												
<i># of funds in category</i>			178	161	142	96										12-31-2022	02-15-2022	-

### Balanced

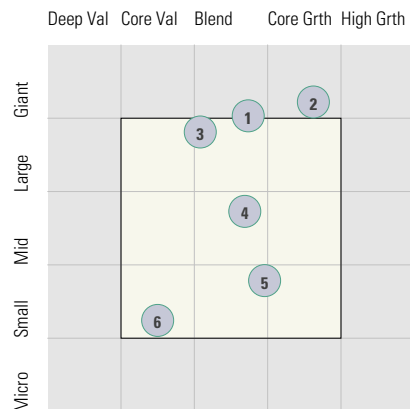
American Funds American Balanced R6	RLBGX	Moderate Allocation	-11.83	4.42	5.84	8.59	✓	13.31	0.95	24.01	✓	—	✓	0.25	✓	2	1-Low	Low Risk
<i>percentile rank</i>			24	18	17	5												
<i># of funds in category</i>			758	698	658	495										12-31-2022	02-15-2022	12-31-2022

# WOODMOOR WATER AND SANITATION

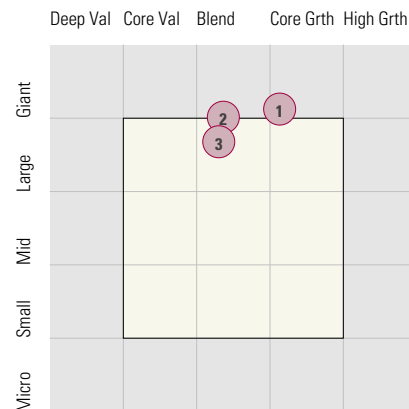
## Style Analysis (Data as of 12-31-2022)

### Style Analysis

Morningstar Style Box US Stock



Morningstar Style Box Non-US Stock



● US Stock Funds		Super Sectors %			Asset Allocation %			
	Category	Cyclical	Defensive	Sensitive	Cash	US Stock	Foreign	Avg Mkt Cap M\$
1	Vanguard 500 Index Admiral	28.67	26.71	44.61	0.33	98.54	1.12	161.35
2	MFS Growth R6	31.86	20.60	47.54	2.83	92.90	4.27	201.36
3	Invesco Diversified Dividend R6	29.50	36.42	34.07	2.27	93.72	4.01	122.00
4	Vanguard Mid Cap Index Admiral	36.29	23.70	40.00	1.15	97.41	1.44	22.38
5	PGIM Jennison Small Company R6	37.42	24.02	38.56	4.25	89.43	6.31	4.43
6	DFA US Small Cap Value I	50.60	10.08	39.30	0.90	96.50	2.53	2.38

● Non-US Stock Funds		Super Sectors %			Regional Exposure %			Market Maturity %		
	Category	Cyclical	Defensive	Sensitive	Americas	Greater Asia	Greater Europe	Developed	EM%	Avg Mkt Cap M\$
1	American Funds New World R6	40.45	23.60	35.96	36.28	39.06	24.67	60.61	39.39	52.53
2	American Funds Intl Gr and Inc R6	37.80	26.38	35.82	14.47	28.83	56.70	85.71	14.29	45.50
3	Vanguard Developed Markets Index Admiral	41.39	22.98	35.64	10.76	36.24	53.00	99.43	0.57	27.03

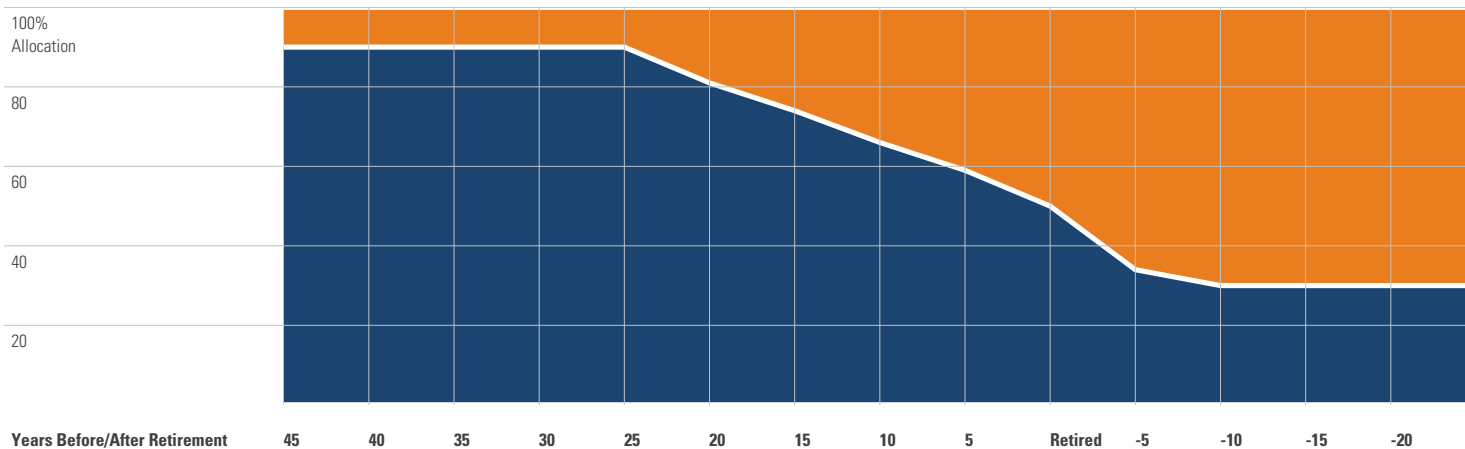
● Fixed Income Funds		Super Sectors %				Other Stats		Credit Quality %		
	Category	US Govt Debt	Mtg	US Credit	Non US	Avg Eff Duration	Inv Grade	Below Inv Grade	NR/NA	
1	Vanguard Inflation-Protected Secs Adm	95.86	0.00	0.00	0.00	6.54	95.88	0.00	4.12	
2	Baird Aggregate Bond Inst	25.92	25.01	47.20	0.00	6.17	99.70	0.30	0.00	
3	PIMCO Income Instl	27.36	2.53	12.71	0.00	3.22	71.23	28.78	0.00	
4	Lincoln Stable Value Account -LNGPA	-	-	-	0.00	-	0.00	0.00	-	
5	Federated Hermes Govt Ultrashort R6	7.01	31.43	0.00	0.00	0.30	100.00	0.00	0.00	

# WOODMOOR WATER AND SANITATION

## Target Date Analysis (Data as of 12-31-2022)

### Target Date Allocation

● Stocks ● Cash ● Bonds ● Other



### Target Date Portfolio Data

#### Asset Allocation %

	Total Stock	US Stock	Non-US Stock	Total Bond	Infl Prot Bond	HY Bond	Cash	Other	Avg Mkt Cap \$M
Vanguard Target Retirement 2020 Fund	41.82	24.85	16.97	54.88	15.54	0.18	3.27	0.03	57.23
Vanguard Target Retirement 2025 Fund	54.03	31.84	22.19	42.94	6.25	0.15	2.99	0.03	56.84
Vanguard Target Retirement 2030 Fund	62.61	36.80	25.81	34.55	0.00	0.13	2.80	0.04	56.72
Vanguard Target Retirement 2035 Fund	69.63	40.88	28.75	27.40	0.00	0.10	2.93	0.04	56.67
Vanguard Target Retirement 2040 Fund	76.99	45.29	31.70	20.13	0.00	0.08	2.84	0.03	56.76
Vanguard Target Retirement 2045 Fund	84.31	49.69	34.62	12.96	0.00	0.05	2.69	0.04	56.84
Vanguard Target Retirement 2050 Fund	88.00	51.89	36.11	9.33	0.00	0.04	2.64	0.04	56.87
Vanguard Target Retirement 2055 Fund	87.93	51.89	36.04	9.30	0.00	0.04	2.73	0.04	56.90
Vanguard Target Retirement 2060 Fund	87.82	51.88	35.94	9.27	0.00	0.04	2.86	0.04	56.95
Vanguard Target Retirement 2065 Fund	87.85	52.34	35.51	9.12	0.00	0.04	2.99	0.04	57.35
Vanguard Target Retirement 2070 Fund	88.29	53.23	35.06	9.78	0.00	0.04	1.89	0.04	57.92
Vanguard Target Retirement Income Fund	28.79	16.96	11.83	67.58	19.62	0.20	3.60	0.02	56.82