

ATAP INC RETIREMENT PLAN

Screens Summary (Data as of 12-31-2023)





🔴 Fund Removed from Approved List 🟡 Fund on Watch List

Name	Ticker	Asset Class	Trailing Performance and Risk				Management Style				Expense		ESG Metrics					
			1 Yr	3 Yr	5 Yr	10 Yr	Pass/ Fail	Std Dev 3 Yr %	Beta 3 Yr %	Tenure	Pass/ Fail	Style Box	Pass/ Fail	Exp Ratio	Sustain. Rating	Commit. Level	Carbon Risk	
US Stock																		
T. Rowe Price Dividend Growth	PRDGX	Large Blend	13.65	8.74	13.93	11.27	✔	15.62	-	23.77	✔	🇺🇸	✔	0.64	✔	4	-	Low Risk
<i>percentile rank</i>			90	56	64	38												
<i># of funds in category</i>			1,591	1,445	1,323	996												
<hr/>																		
Vanguard 500 Index Admiral	VFIAX	Large Blend Index	26.24	9.96	15.65	11.99	✔	17.54	-	6.09	✔	🇺🇸	✔	0.04	✔	3	1-Low	Low Risk
<i>percentile rank</i>			27	28	21	10												
<i># of funds in category</i>			1,591	1,445	1,323	996												
<hr/>																		
Fidelity® Contrafund®	FCNTX	Large Growth	39.33	7.52	16.46	12.82	✔	18.37	-	33.31	✔	🇺🇸	✔	0.55	✔	1	1-Low	Low Risk
<i>percentile rank</i>			45	28	40	34												
<i># of funds in category</i>			1,294	1,204	1,115	882												
<hr/>																		
American Funds Washington Mutual R6	RWMGX	Large Value	17.59	11.65	13.63	10.93	✔	15.15	-	26.52	✔	🇺🇸	✖	0.27	✔	2	1-Low	Low Risk
<i>percentile rank</i>			79	7	69	46												
<i># of funds in category</i>			1,591	1,445	1,323	996												
<hr/>																		
Neuberger Berman Mid Cap Growth Inst	NBMLX	Mid-Cap Growth	18.41	-1.57	12.26	9.27	✔	20.90	-	3.96	✔	🇺🇸	✔	0.70	✔	3	-	Medium Risk
<i>percentile rank</i>			68	65	56	54												
<i># of funds in category</i>			603	568	537	434												
<hr/>																		
American Century Mid Cap Value I	AVUAX	Mid-Cap Value	6.35	9.01	11.25	8.92	✔	16.50	-	19.76	✔	🇺🇸	✔	0.78	✔	3	1-Low	Medium Risk
<i>percentile rank</i>			94	68	57	18												
<i># of funds in category</i>			421	407	386	295												
<hr/>																		
MFS New Discovery R4	MNDJX	Small Growth	14.25	-6.55	10.80	7.50	✔	20.96	-	10.01	✔	🇺🇸	✔	1.04	✔	4	-	Medium Risk
<i>percentile rank</i>			69	78	49	62												
<i># of funds in category</i>			626	592	555	433												
<hr/>																		
Delaware Small Cap Value Instl	DEVIX	Small Value	9.50	8.87	10.31	7.00	✔	21.80	-	11.51	✔	🇺🇸	✔	0.86	✔	3	-	Medium Risk
<i>percentile rank</i>			93	76	74	48												
<i># of funds in category</i>			510	475	446	352												
<hr/>																		
Non-US Stock																		
American Funds New World R6	RNWXG	Diversified Emerging Mkts	16.22	-1.49	8.93	5.51	✔	16.09	-	24.56	✔	🇺🇸	✔	0.57	✔	3	1-Low	Medium Risk
<i>percentile rank</i>			24	34	9	4												
<i># of funds in category</i>			847	751	687	428												
<hr/>																		
American Funds Intl Gr and Inc R6	RIGGX	Foreign Large Blend	15.72	2.64	8.33	4.04	✔	16.69	-	15.26	✔	🇺🇸	✔	0.54	✔	2	1-Low	Low Risk
<i>percentile rank</i>			63	53	31	52												
<i># of funds in category</i>			837	782	710	467												
<hr/>																		
Vanguard Developed Markets Index Admiral	VTMGX	Foreign Large Blend Index	17.67	3.55	8.36	4.54	✔	17.84	-	10.86	✔	🇺🇸	✔	0.07	✔	2	1-Low	Low Risk
<i>percentile rank</i>			37	37	30	24												
<i># of funds in category</i>			837	782	710	467												
<hr/>																		
Invesco Oppenheimer International Gr Y	OIGYX	Foreign Large Growth	21.01	-0.75	9.03	4.04	✔	21.44	-	27.79	✔	🇺🇸	✔	0.83	✔	4	-	Low Risk
<i>percentile rank</i>			12	45	41	72												
<i># of funds in category</i>			450	423	365	255												
<hr/>																		
Vanguard International Value Inv	VTRIX	Foreign Large Value	16.15	3.47	7.77	3.78	✔	17.31	-	13.60	✔	🇺🇸	✖	0.38	✔	2	-	Medium Risk
<i>percentile rank</i>			71	84	42	37												
<i># of funds in category</i>			403	367	344	223												








ATAP INC RETIREMENT PLAN

Screens Summary (Data as of 12-31-2023)

 Fund Removed from Approved List  Fund on Watch List

Name	Ticker	Asset Class	Trailing Performance and Risk				Management			Style		Expense		ESG Metrics				
			1 Yr	3 Yr	5 Yr	10 Yr	Pass/Fail	Std Dev 3 Yr %	Beta 3 Yr %	Tenure	Pass/Fail	Style Box	Pass/Fail	Exp Ratio	Pass/Fail	Sustain. Rating	Commit. Level	Carbon Risk
American Funds New Perspective R6	RNPGX	Global Stock	25.01	3.17	13.90	10.10		18.45	-	23.10		-		0.42		3	2-Basic	Low Risk
<i>percentile rank</i>			37	32	15	11												
<i># of funds in category</i>			372	339	288	197									11-30-2023	02-15-2022	12-31-2022	













Alternative

PIMCO Commodity Real Return Strat I2	PCRPX	Commodities Broad Basket	-7.65	10.26	8.67	-0.71		18.04	-	5.17		-	-	1.09		3	-	-
<i>percentile rank</i>			67	67	34	60												
<i># of funds in category</i>			114	109	104	67									06-30-2023	-	-	
Vanguard Real Estate Index Admiral	VGSLX	Real Estate	11.81	5.02	7.33	7.36		21.73	-	27.65		-		0.12		3	1-Low	Low Risk
<i>percentile rank</i>			52	62	43	44												
<i># of funds in category</i>			265	249	227	166									11-30-2023	02-15-2022	12-31-2022	

Fixed Income

PIMCO International Bond (USD-Hdg) I-2	PFBPX	Global Bond	9.38	-1.09	1.93	3.35		4.97	-	9.27		-	-	0.73		3	-	-
<i>percentile rank</i>			21	9	16	3												
<i># of funds in category</i>			114	107	101	63									11-30-2023	-	-	
Eaton Vance Income Fund of Boston I	EIBIX	High Yield Bond	12.05	2.96	5.43	4.39		7.85	-	9.16		-	-	0.75		-	-	-
<i>percentile rank</i>			58	22	22	18												
<i># of funds in category</i>			706	652	619	465												
BlackRock Inflation Protected Bond Instl	BPRIX	Inflation-Protected Bond	3.73	-0.98	3.27	2.20		7.32	-	6.88		-	-	0.56		3	-	-
<i>percentile rank</i>			57	48	24	33												
<i># of funds in category</i>			234	221	214	152									11-30-2023	-	-	
Baird Aggregate Bond Inst	BAGIX	Intermediate-Term Bond	6.43	-3.14	1.56	2.25		7.38	-	23.27			-	0.30		3	1-Low	-
<i>percentile rank</i>			20	31	18	9												
<i># of funds in category</i>			566	510	457	329									11-30-2023	02-15-2022	-	
PIMCO Income I2	PONPX	Multisector Bond	9.21	1.02	3.30	4.34		6.26	-	16.77		-	-	0.72		4	-	-
<i>percentile rank</i>			35	26	41	2												
<i># of funds in category</i>			371	335	284	177									11-30-2023	-	-	
Federated Hermes Govt Ultrashort IS	FGUSX	Ultrashort Bond	5.10	1.80	1.80	1.27		0.88	-	26.49		-	-	0.26		-	-	-
<i>percentile rank</i>			81	70	77	75												
<i># of funds in category</i>			245	216	195	116												

Target Date

Vanguard Target Retirement 2020 Fund	VTWNX	Target Date	12.51	1.47	6.61	5.52		10.04	-	10.86		-		0.08		3	1-Low	-
<i>percentile rank</i>			38	48	40	19												
<i># of funds in category</i>			182	158	143	74									11-30-2023	02-15-2022	-	
Vanguard Target Retirement 2025 Fund	VTTVX	Target Date	14.55	2.03	7.56	6.10		11.60	-	10.86		-		0.08		3	1-Low	Low Risk
<i>percentile rank</i>			11	31	28	10												
<i># of funds in category</i>			278	248	216	126									11-30-2023	02-15-2022	12-31-2022	
Vanguard Target Retirement 2030 Fund	VTHRX	Target Date	16.03	2.66	8.37	6.58		12.65	-	10.86		-		0.08		3	1-Low	Low Risk
<i>percentile rank</i>			14	36	39	20												
<i># of funds in category</i>			273	247	213	133									11-30-2023	02-15-2022	12-31-2022	

ATAP INC RETIREMENT PLAN

Screens Summary (Data as of 12-31-2023)

⊖ Fund Removed from Approved List ⚠ Fund on Watch List

Name	Ticker	Asset Class	Trailing Performance and Risk				Management			Style		Expense		ESG Metrics						
			1 Yr	3 Yr	5 Yr	10 Yr	Pass/ Fail	Std Dev 3 Yr %	Beta 3 Yr %	Tenure	Pass/ Fail	Style Box	Pass/ Fail	Exp Ratio	Pass/ Fail	Sustain. Rating	Commit. Level	Carbon Risk		
															Updated	Updated	Updated			
Vanguard Target Retirement 2035 Fund	VTHX	Target Date	17.14	3.33	9.17	7.06	✓	13.48	-	10.86	✓	-	✓	0.08	✓	3	1-Low	Low Risk		
<i>percentile rank</i>			35	45	49	30														
<i># of funds in category</i>			273	236	209	123												11-30-2023	02-15-2022	12-31-2022
Vanguard Target Retirement 2040 Fund	VFORX	Target Date	18.34	4.02	9.99	7.52	✓	14.30	-	10.86	✓	-	✓	0.08	✓	3	1-Low	Low Risk		
<i>percentile rank</i>			47	57	49	33														
<i># of funds in category</i>			264	236	207	127												11-30-2023	02-15-2022	12-31-2022
Vanguard Target Retirement 2045 Fund	VTIVX	Target Date	19.48	4.68	10.76	7.91	✓	15.16	-	10.86	✓	-	✓	0.08	✓	3	1-Low	Low Risk		
<i>percentile rank</i>			46	48	39	26														
<i># of funds in category</i>			267	237	211	123												11-30-2023	02-15-2022	12-31-2022
Vanguard Target Retirement 2050 Fund	VFIFX	Target Date	20.17	4.91	10.93	7.99	✓	15.53	-	10.86	✓	-	✓	0.08	✓	3	1-Low	Low Risk		
<i>percentile rank</i>			45	41	40	23														
<i># of funds in category</i>			266	236	210	129												11-30-2023	02-15-2022	12-31-2022
Vanguard Target Retirement 2055 Fund	VFFVX	Target Date	20.16	4.92	10.92	7.97	✓	15.53	-	10.86	✓	-	✓	0.08	✓	3	1-Low	Low Risk		
<i>percentile rank</i>			49	40	43	25														
<i># of funds in category</i>			262	232	208	109												11-30-2023	02-15-2022	12-31-2022
Vanguard Target Retirement 2060 Fund	VTTSX	Target Date	20.18	4.92	10.92	7.97	✓	15.52	-	10.86	✓	-	✓	0.08	✓	3	1-Low	Low Risk		
<i>percentile rank</i>			54	44	49	1														
<i># of funds in category</i>			257	224	190	10												11-30-2023	02-15-2022	12-31-2022
Vanguard Target Retirement 2065 Fund	VLXVX	Target Date	20.15	4.95	10.91	-	✓	15.52	-	6.47	✓	-	✓	0.08	✓	3	1-Low	Low Risk		
<i>percentile rank</i>			63	45	85	-														
<i># of funds in category</i>			229	152	11	-												11-30-2023	02-15-2022	12-31-2022
Vanguard Target Retirement 2070 Fund	VSVNX	Target Date	20.24	-	-	-	-	-	-	1.51	✗	-	✓	0.08	✓	3	-	Low Risk		
<i>percentile rank</i>			58	-	-	-														
<i># of funds in category</i>			229	152	11	-												11-30-2023	-	12-31-2022
Vanguard Target Retirement Income Fund	VTINX	Target Date	10.74	0.56	4.83	4.09	✓	8.48	-	10.86	✓	-	✓	0.08	✓	3	1-Low	-		
<i>percentile rank</i>			48	42	44	26														
<i># of funds in category</i>			201	183	160	98												11-30-2023	02-15-2022	-

Balanced

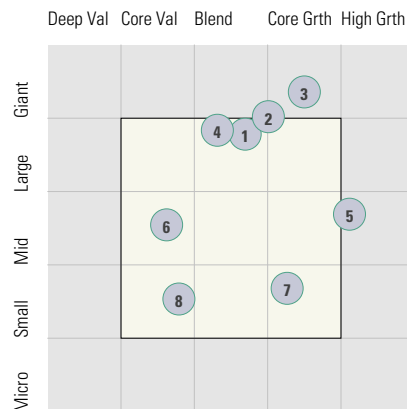
BlackRock Global Allocation Instl	MALOX	Global Allocation	12.62	0.39	7.57	4.80	✓	11.89	-	7.00	✓	☒	✓	0.84	✓	3	-	Low Risk		
<i>percentile rank</i>			36	79	21	28														
<i># of funds in category</i>			420	407	396	285												11-30-2023	-	09-30-2022

ATAP INC RETIREMENT PLAN

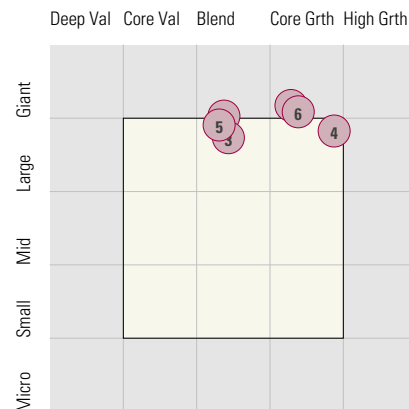
Style Analysis (Data as of 12-31-2023)

Style Analysis

Morningstar Style Box US Stock



Morningstar Style Box Non-US Stock



US Stock Funds

	Category	Super Sectors %			Asset Allocation %			Avg Mkt Cap M\$	
		Cyclical	Defensive	Sensitive	Cash	US Stock	Foreign		
1	T. Rowe Price Dividend Growth	Large Blend	29.24	31.16	39.61	2.97	90.81	6.21	134.89
2	Vanguard 500 Index Admiral	Large Blend Index	28.24	21.13	50.64	0.27	99.17	0.56	241.88
3	Fidelity® Contrafund®	Large Growth	29.51	15.43	55.06	2.35	90.39	4.98	394.88
4	American Funds Washington Mutual R6	Large Value	26.43	29.26	44.31	3.12	90.30	6.55	145.74
5	Neuberger Berman Mid Cap Growth Inst	Mid-Cap Growth	24.83	20.42	54.77	2.65	94.56	2.80	25.61
6	American Century Mid Cap Value I	Mid-Cap Value	32.98	35.97	31.05	2.43	84.77	12.80	16.67
7	MFS New Discovery R4	Small Growth	20.74	23.00	56.25	3.31	82.52	14.17	4.41
8	Delaware Small Cap Value Instl	Small Value	49.12	9.88	41.00	0.50	97.18	2.32	4.21

Non-US Stock Funds

	Category	Super Sectors %			Regional Exposure %			Market Maturity %			
		Cyclical	Defensive	Sensitive	Americas	Greater Asia	Greater Europe	Developed	EM%	Avg Mkt Cap M\$	
1	American Funds New World R6	Diversified Emerging Mkts	38.31	22.24	39.44	35.96	39.10	24.94	57.94	42.06	60.60
2	American Funds Intl Gr and Inc R6	Foreign Large Blend	35.54	24.92	39.53	15.01	27.74	57.25	86.52	13.48	48.53
3	Vanguard Developed Markets Index Admiral	Foreign Large Blend Index	41.06	21.35	37.60	10.38	36.03	53.58	99.41	0.59	31.81
4	Invesco Oppenheimer International Gr Y	Foreign Large Growth	31.94	24.80	43.26	12.94	15.41	71.66	95.44	4.56	43.05
5	Vanguard International Value Inv	Foreign Large Value	43.43	16.49	40.07	11.72	37.96	50.32	81.26	18.74	32.73
6	American Funds New Perspective R6	Global Stock	29.33	24.49	46.18	59.28	10.42	30.29	96.07	3.93	117.31

Fixed Income Funds

	Category	Super Sectors %				Other Stats		Credit Quality %		
		US Govt Debt	Mtg	US Credit	Non US	Avg Eff Duration	Inv Grade	Below Inv Grade	NR/NA	
1	PIMCO International Bond (USD-Hdg) I-2	Global Bond	43.73	6.71	3.44	0.00	5.91	97.21	2.79	0.00
2	Eaton Vance Income Fund of Boston I	High Yield Bond	0.00	0.00	89.80	0.00	3.66	6.17	91.33	2.50
3	BlackRock Inflation Protected Bond Instl	Inflation-Protected Bond	72.41	4.83	2.88	0.00	6.08	97.25	0.08	2.67
4	Baird Aggregate Bond Inst	Intermediate-Term Bond	22.55	25.51	45.75	0.00	6.15	99.90	0.10	0.00
5	PIMCO Income I2	Multisector Bond	39.78	12.74	8.62	0.00	4.74	82.84	17.16	0.00
6	Federated Hermes Govt Ultrashort IS	Ultrashort Bond	3.96	68.84	0.00	0.00	0.57	100.00	0.00	0.00

ATAP INC RETIREMENT PLAN

Target Date Analysis (Data as of 12-31-2023)

Target Date Allocation

● Stocks ● Cash ● Bonds ● Other



Target Date Portfolio Data

Asset Allocation %

	Total Stock	US Stock	Non-US Stock	Total Bond	Infl Prot Bond	HY Bond	Cash	Other	Avg Mkt Cap \$M
Vanguard Target Retirement 2020 Fund	39.11	23.44	15.67	58.49	15.34	0.22	2.35	0.04	79.33
Vanguard Target Retirement 2025 Fund	52.55	31.53	21.02	45.14	8.37	0.19	2.27	0.05	79.42
Vanguard Target Retirement 2030 Fund	61.64	37.24	24.40	36.29	0.00	0.17	2.03	0.04	79.98
Vanguard Target Retirement 2035 Fund	68.96	42.13	26.83	28.84	0.00	0.13	2.15	0.05	80.90
Vanguard Target Retirement 2040 Fund	76.25	46.58	29.67	21.79	0.00	0.10	1.90	0.05	80.91
Vanguard Target Retirement 2045 Fund	83.26	50.88	32.38	14.53	0.00	0.07	2.16	0.06	80.93
Vanguard Target Retirement 2050 Fund	88.46	53.23	35.23	9.48	0.00	0.04	1.99	0.07	79.66
Vanguard Target Retirement 2055 Fund	88.38	53.10	35.28	9.58	0.00	0.04	1.96	0.07	79.53
Vanguard Target Retirement 2060 Fund	88.36	53.05	35.31	9.52	0.00	0.04	2.08	0.07	79.48
Vanguard Target Retirement 2065 Fund	88.23	53.00	35.23	9.47	0.00	0.04	2.23	0.07	79.52
Vanguard Target Retirement 2070 Fund	88.52	53.38	35.14	9.88	0.00	0.04	1.54	0.07	79.83
Vanguard Target Retirement Income Fund	29.21	17.50	11.71	68.26	18.43	0.25	2.49	0.04	79.29