

APPALACHIAN TRAIL CONSERVANCY 403B

Screens Summary (Data as of 12-31-2023)

⊖ Fund Removed from Approved List ⚠ Fund on Watch List

Name	Ticker	Asset Class	Trailing Performance and Risk				Management			Style		Expense		ESG Metrics				
			1 Yr	3 Yr	5 Yr	10 Yr	Pass/ Fail	Std Dev 3 Yr %	Beta 3 Yr %	Tenure	Pass/ Fail	Style Box	Pass/ Fail	Exp Ratio	Sustain. Rating	Commit. Level	Carbon Risk	
US Stock																		
Vanguard 500 Index Admiral	VFIAX	Large Blend Index	26.24	9.96	15.65	11.99	✔	17.54	-	6.09	✔	🇺🇸	✔	0.04	✔	3	1-Low	Low Risk
percentile rank			27	28	21	10												
# of funds in category			1,591	1,445	1,323	996												

MFS Growth R6	MFEKX	Large Growth	36.25	5.14	16.10	13.04	✔	20.18	-	21.76	✔	🇺🇸	✔	0.50	✔	4	2-Basic	Low Risk
percentile rank			55	59	47	30												
# of funds in category			1,294	1,204	1,115	882												

Invesco Diversified Dividend R6	LCEFX	Large Value	9.15	8.75	10.18	7.97	✔	15.19	-	7.85	✔	🇺🇸	✔	0.46	✔	3	-	Medium Risk
percentile rank			67	71	75	65												
# of funds in category			1,295	1,209	1,150	888												

Vanguard Mid Cap Index Admiral	VIMAX	Mid-Cap Blend	15.98	5.49	12.71	9.41	✔	19.20	-	2.45	✖	🇺🇸	✔	0.05	✔	4	1-Low	Medium Risk
percentile rank			52	73	31	17												
# of funds in category			473	432	403	267												

PGIM Jennison Small Company R6	PJSQX	Small Growth	12.02	5.72	14.25	9.24	✔	19.55	-	10.10	✔	🇺🇸	✖	0.69	✔	3	-	Medium Risk
percentile rank			80	7	11	23												
# of funds in category			626	592	555	433												

DFA US Small Cap Value I	DFS VX	Small Value	18.91	17.07	14.14	7.99	✔	22.14	-	11.85	✔	🇺🇸	✔	0.30	✔	2	-	Medium Risk
percentile rank			34	11	18	23												
# of funds in category			510	475	446	352												

Non-US Stock																		
American Funds New World R6	RNWXG	Diversified Emerging Mkts	16.22	-1.49	8.93	5.51	✔	16.09	-	24.56	✔	🇺🇸	✔	0.57	✔	3	1-Low	Medium Risk
percentile rank			24	34	9	4												
# of funds in category			847	751	687	428												

American Funds Intl Gr and Inc R6	RIGGX	Foreign Large Blend	15.72	2.64	8.33	4.04	✔	16.69	-	15.26	✔	🇺🇸	✔	0.54	✔	2	1-Low	Low Risk
percentile rank			63	53	31	52												
# of funds in category			837	782	710	467												

Vanguard Developed Markets Index Admiral	VTMGX	Foreign Large Blend Index	17.67	3.55	8.36	4.54	✔	17.84	-	10.86	✔	🇺🇸	✔	0.07	✔	2	1-Low	Low Risk
percentile rank			37	37	30	24												
# of funds in category			837	782	710	467												

Alternative																		
Vanguard Real Estate Index Admiral	VGS LX	Real Estate	11.81	5.02	7.33	7.36	✔	21.73	-	27.65	✔	---	✔	0.12	✔	3	1-Low	Low Risk
percentile rank			52	62	43	44												
# of funds in category			265	249	227	166												

Fixed Income																		
Vanguard Inflation-Protected Secs Adm	VAIPX	Inflation-Protected Bond	3.79	-1.12	3.02	2.33	✔	7.12	-	2.15	✖	---	---	0.10	✔	3	-	-
percentile rank			52	55	54	20												
# of funds in category			234	221	214	152												

APPALACHIAN TRAIL CONSERVANCY 403B

Screens Summary (Data as of 12-31-2023)

🔴 Fund Removed from Approved List 🟡 Fund on Watch List

Name	Ticker	Asset Class	Trailing Performance and Risk				Management			Style		Expense		ESG Metrics					
			1 Yr	3 Yr	5 Yr	10 Yr	Pass/ Fail	Std Dev 3 Yr %	Beta 3 Yr %	Tenure	Pass/ Fail	Style Box	Pass/ Fail	Exp Ratio	Sustain. Rating	Commit. Level	Carbon Risk		
																	Updated	Updated	Updated
Baird Aggregate Bond Inst <i>percentile rank</i> <i># of funds in category</i>	BAGIX	Intermediate-Term Bond	6.43 20 566	-3.14 31 510	1.56 18 457	2.25 9 329	🟢	7.38	-	23.27	🟢	🟡	-	0.30	🟢	3	1-Low	-	
PIMCO Income Instl <i>percentile rank</i> <i># of funds in category</i>	PIMIX	Multisector Bond	9.32 31 371	1.12 25 335	3.40 38 284	4.44 1 177	🟢	6.26	-	16.77	🟢	-	-	0.62	🟢	4	-	-	
Lincoln Stable Value Account -L7NGPA <i>percentile rank</i> <i># of funds in category</i>		Stable Value	- - 75	- - -	- - -	- - -	-	-	-	40.69	🟢	-	-	-	-	-	-	-	
Federated Hermes Govt Ultrashort R6 <i>percentile rank</i> <i># of funds in category</i>	FGULX	Ultrashort Bond	5.13 79 245	1.85 65 216	1.82 77 195	- - 116	🟢	0.86	-	26.49	🟢	-	-	0.24	🟢	-	-	-	

Target Date

Vanguard Target Retirement 2020 Fund <i>percentile rank</i> <i># of funds in category</i>	VTWNX	Target Date	12.51 38 182	1.47 48 158	6.61 40 143	5.52 19 74	🟢	10.04	-	10.86	🟢	-	🟢	0.08	🟢	3	1-Low	-
Vanguard Target Retirement 2025 Fund <i>percentile rank</i> <i># of funds in category</i>	VTTVX	Target Date	14.55 11 278	2.03 31 248	7.56 28 216	6.10 10 126	🟢	11.60	-	10.86	🟢	-	🟢	0.08	🟢	3	1-Low	Low Risk
Vanguard Target Retirement 2030 Fund <i>percentile rank</i> <i># of funds in category</i>	VTHRX	Target Date	16.03 14 273	2.66 36 247	8.37 39 213	6.58 20 133	🟢	12.65	-	10.86	🟢	-	🟢	0.08	🟢	3	1-Low	Low Risk
Vanguard Target Retirement 2035 Fund <i>percentile rank</i> <i># of funds in category</i>	VTHX	Target Date	17.14 35 273	3.33 45 236	9.17 49 209	7.06 30 123	🟢	13.48	-	10.86	🟢	-	🟢	0.08	🟢	3	1-Low	Low Risk
Vanguard Target Retirement 2040 Fund <i>percentile rank</i> <i># of funds in category</i>	VFORX	Target Date	18.34 47 264	4.02 57 236	9.99 49 207	7.52 33 127	🟢	14.30	-	10.86	🟢	-	🟢	0.08	🟢	3	1-Low	Low Risk
Vanguard Target Retirement 2045 Fund <i>percentile rank</i> <i># of funds in category</i>	VTIVX	Target Date	19.48 46 267	4.68 48 237	10.76 39 211	7.91 26 123	🟢	15.16	-	10.86	🟢	-	🟢	0.08	🟢	3	1-Low	Low Risk
Vanguard Target Retirement 2050 Fund <i>percentile rank</i> <i># of funds in category</i>	VVIFX	Target Date	20.17 45 266	4.91 41 236	10.93 40 210	7.99 23 129	🟢	15.53	-	10.86	🟢	-	🟢	0.08	🟢	3	1-Low	Low Risk
Vanguard Target Retirement 2055 Fund <i>percentile rank</i> <i># of funds in category</i>	VFFVX	Target Date	20.16 49 262	4.92 40 232	10.92 43 208	7.97 25 109	🟢	15.53	-	10.86	🟢	-	🟢	0.08	🟢	3	1-Low	Low Risk
Vanguard Target Retirement 2060 Fund <i>percentile rank</i> <i># of funds in category</i>	VVTSX	Target Date	20.18 54 257	4.92 44 224	10.92 49 190	7.97 1 10	🟢	15.52	-	10.86	🟢	-	🟢	0.08	🟢	3	1-Low	Low Risk
Vanguard Target Retirement 2065 Fund <i>percentile rank</i> <i># of funds in category</i>	VLVX	Target Date	20.15 63 229	4.95 45 152	10.91 85 11	- - -	🟢	15.52	-	6.47	🟢	-	🟢	0.08	🟢	3	1-Low	Low Risk

APPALACHIAN TRAIL CONSERVANCY 403B

Screens Summary (Data as of 12-31-2023)

⊖ Fund Removed from Approved List ⚠ Fund on Watch List

Name	Ticker	Asset Class	Trailing Performance and Risk				Management			Style		Expense		ESG Metrics				
			1 Yr	3 Yr	5 Yr	10 Yr	Pass/ Fail	Std Dev 3 Yr %	Beta 3 Yr %	Tenure	Pass/ Fail	Style Box	Pass/ Fail	Exp Ratio	Pass/ Fail	Sustain. Rating	Commit. Level	Carbon Risk
															Updated	Updated	Updated	
Vanguard Target Retirement 2070 Fund	VSVNX	Target Date	20.24	-	-	-	—	-	-	1.51	+	—	✓	0.08	✓	3	-	Low Risk
<i>percentile rank</i>			58	-	-	-												
<i># of funds in category</i>			229	152	11	-									11-30-2023	-	12-31-2022	
Vanguard Target Retirement Income Fund	VTINX	Target Date	10.74	0.56	4.83	4.09	✓	8.48	-	10.86	✓	—	✓	0.08	✓	3	1-Low	-
<i>percentile rank</i>			48	42	44	26												
<i># of funds in category</i>			201	183	160	98									11-30-2023	02-15-2022	-	

Balanced

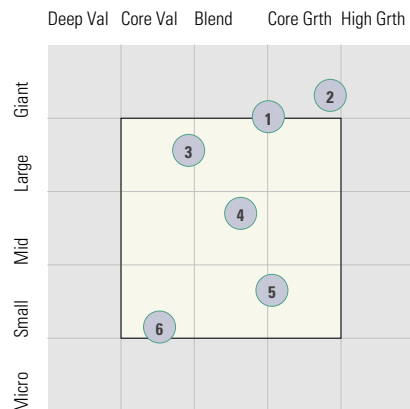
American Funds American Balanced R6	RLBGX	Moderate Allocation	14.37	5.40	9.26	7.88	✓	12.00	-	25.01	✓	—	✓	0.25	✓	2	1-Low	Low Risk
<i>percentile rank</i>			41	14	26	12												
<i># of funds in category</i>			905	850	795	591									11-30-2023	02-15-2022	12-31-2022	

APPALACHIAN TRAIL CONSERVANCY 403B

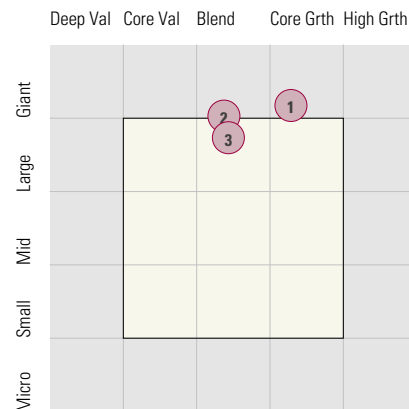
Style Analysis (Data as of 12-31-2023)

Style Analysis

Morningstar Style Box US Stock



Morningstar Style Box Non-US Stock



US Stock Funds

	Category	Super Sectors %			Asset Allocation %			Avg Mkt Cap M\$	
		Cyclical	Defensive	Sensitive	Cash	US Stock	Foreign		
1	Vanguard 500 Index Admiral	Large Blend Index	28.24	21.13	50.64	0.27	99.17	0.56	241.88
2	MFS Growth R6	Large Growth	27.42	11.69	60.90	1.15	96.07	2.78	394.18
3	Invesco Diversified Dividend R6	Large Value	31.95	33.74	34.32	1.88	91.90	6.22	105.39
4	Vanguard Mid Cap Index Admiral	Mid-Cap Blend	34.17	21.66	44.15	0.75	97.81	1.44	27.67
5	PGIM Jennison Small Company R6	Small Growth	40.39	18.70	40.93	2.55	92.75	4.71	4.76
6	DFA US Small Cap Value I	Small Value	49.96	9.71	40.32	1.10	96.43	2.43	2.65

Non-US Stock Funds

	Category	Super Sectors %			Regional Exposure %			Market Maturity %			
		Cyclical	Defensive	Sensitive	Americas	Greater Asia	Greater Europe	Developed	EM%	Avg Mkt Cap M\$	
1	American Funds New World R6	Diversified Emerging Mkts	38.31	22.24	39.44	35.96	39.10	24.94	57.94	42.06	60.60
2	American Funds Intl Gr and Inc R6	Foreign Large Blend	35.54	24.92	39.53	15.01	27.74	57.25	86.52	13.48	48.53
3	Vanguard Developed Markets Index Admiral	Foreign Large Blend Index	41.06	21.35	37.60	10.38	36.03	53.58	99.41	0.59	31.81

Fixed Income Funds

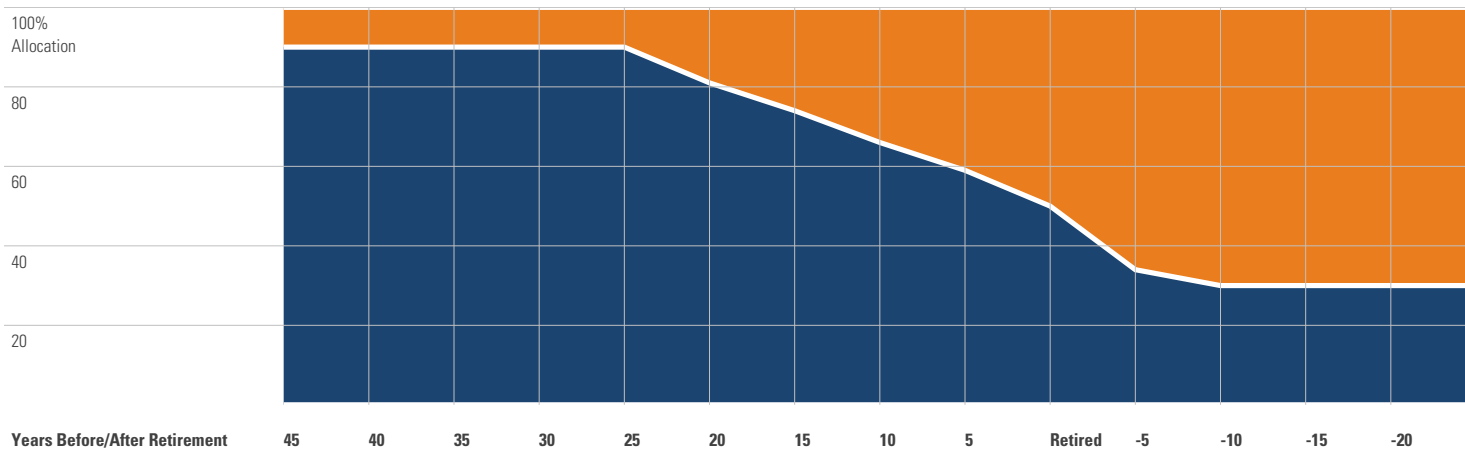
	Category	Super Sectors %				Other Stats		Credit Quality %		
		US Govt Debt	Mtg	US Credit	Non US	Avg Eff Duration	Inv Grade	Below Inv Grade	NR/NA	
1	Vanguard Inflation-Protected Secs Adm	Inflation-Protected Bond	99.62	0.00	0.00	0.00	6.48	99.91	0.00	0.09
2	Baird Aggregate Bond Inst	Intermediate-Term Bond	22.55	25.51	45.75	0.00	6.15	99.90	0.10	0.00
3	PIMCO Income Instl	Multisector Bond	39.78	12.74	8.62	0.00	4.74	82.84	17.16	0.00
4	Lincoln Stable Value Account -L7NGPA	Stable Value	-	-	-	0.00	-	0.00	0.00	-
5	Federated Hermes Govt Ultrashort R6	Ultrashort Bond	3.96	68.84	0.00	0.00	0.57	100.00	0.00	0.00

APPALACHIAN TRAIL CONSERVANCY 403B

Target Date Analysis (Data as of 12-31-2023)

Target Date Allocation

● Stocks ● Cash ● Bonds ● Other



Target Date Portfolio Data

Asset Allocation %

	Total Stock	US Stock	Non-US Stock	Total Bond	Infl Prot Bond	HY Bond	Cash	Other	Avg Mkt Cap \$M
Vanguard Target Retirement 2020 Fund	39.11	23.44	15.67	58.49	15.34	0.22	2.35	0.04	79.33
Vanguard Target Retirement 2025 Fund	52.55	31.53	21.02	45.14	8.37	0.19	2.27	0.05	79.42
Vanguard Target Retirement 2030 Fund	61.64	37.24	24.40	36.29	0.00	0.17	2.03	0.04	79.98
Vanguard Target Retirement 2035 Fund	68.96	42.13	26.83	28.84	0.00	0.13	2.15	0.05	80.90
Vanguard Target Retirement 2040 Fund	76.25	46.58	29.67	21.79	0.00	0.10	1.90	0.05	80.91
Vanguard Target Retirement 2045 Fund	83.26	50.88	32.38	14.53	0.00	0.07	2.16	0.06	80.93
Vanguard Target Retirement 2050 Fund	88.46	53.23	35.23	9.48	0.00	0.04	1.99	0.07	79.66
Vanguard Target Retirement 2055 Fund	88.38	53.10	35.28	9.58	0.00	0.04	1.96	0.07	79.53
Vanguard Target Retirement 2060 Fund	88.36	53.05	35.31	9.52	0.00	0.04	2.08	0.07	79.48
Vanguard Target Retirement 2065 Fund	88.23	53.00	35.23	9.47	0.00	0.04	2.23	0.07	79.52
Vanguard Target Retirement 2070 Fund	88.52	53.38	35.14	9.88	0.00	0.04	1.54	0.07	79.83
Vanguard Target Retirement Income Fund	29.21	17.50	11.71	68.26	18.43	0.25	2.49	0.04	79.29