

AUTO INVESTMENT INC 401K PLAN

Screens Summary (Data as of 12-31-2023)

⊖ Fund Removed from Approved List ⚠ Fund on Watch List

Name	Ticker	Asset Class	Trailing Performance and Risk				Management			Style		Expense		ESG Metrics				
			1 Yr	3 Yr	5 Yr	10 Yr	Pass/ Fail	Std Dev 3 Yr %	Beta 3 Yr %	Tenure	Pass/ Fail	Style Box	Pass/ Fail	Exp Ratio	Pass/ Fail	Sustain. Rating <i>Updated</i>	Commit. Level <i>Updated</i>	Carbon Risk <i>Updated</i>
US Stock																		
American Funds Invmt Co of Amer R6 <i>percentile rank</i> <i># of funds in category</i>	RICGX	Large Blend	28.88 11 1,591	11.05 12 1,445	14.47 54 1,323	10.94 46 996	✓	16.33	-	31.85	✓	☒	✓	0.27	✓	1	-	Low Risk
Vanguard 500 Index Admiral <i>percentile rank</i> <i># of funds in category</i>	VFIAX	Large Blend Index	26.24 27 1,591	9.96 28 1,445	15.65 21 1,323	11.99 10 996	✓	17.54	-	6.09	✓	☒	✓	0.04	✓	3	1-Low	Low Risk
Vanguard Mid Cap Index Admiral <i>percentile rank</i> <i># of funds in category</i>	VIMAX	Mid-Cap Blend	15.98 52 473	5.49 73 432	12.71 31 403	9.41 17 267	✓	19.20	-	2.45	✗	☒	✓	0.05	✓	4	1-Low	Medium Risk
Vanguard Small Cap Index Adm <i>percentile rank</i> <i># of funds in category</i>	VSMAX	Small Blend	18.20 28 672	4.66 71 651	11.70 37 614	8.43 15 440	✓	20.32	-	7.68	✓	☒	✓	0.05	✓	4	1-Low	Medium Risk
Non-US Stock																		
American Funds Intl Gr and Inc R6 <i>percentile rank</i> <i># of funds in category</i>	RIGGX	Foreign Large Blend	15.72 63 837	2.64 53 782	8.33 31 710	4.04 52 467	✓	16.69	-	15.26	✓	☒	✓	0.54	✓	2	1-Low	Low Risk
Fixed Income																		
American Century Inflation Adjs Bond R5 <i>percentile rank</i> <i># of funds in category</i>	AIANX	Inflation-Protected Bond	3.28 74 234	-1.13 58 221	2.91 62 214	2.12 44 152	✓	7.34	-	22.10	✓	—	—	0.31	✓	3	-	-
Baird Aggregate Bond Inst <i>percentile rank</i> <i># of funds in category</i>	BAGIX	Intermediate-Term Bond	6.43 20 566	-3.14 31 510	1.56 18 457	2.25 9 329	✓	7.38	-	23.27	✓	☒	—	0.30	✓	3	1-Low	-
Federated Hermes Govt Ultrashort IS <i>percentile rank</i> <i># of funds in category</i>	FGUSX	Ultrashort Bond	5.10 81 245	1.80 70 216	1.80 77 195	1.27 75 116	✗	0.88	-	26.49	✓	—	—	0.26	✓	-	-	-
Target Date																		
Vanguard Target Retirement 2020 Fund <i>percentile rank</i> <i># of funds in category</i>	VTWNX	Target Date	12.51 38 182	1.47 48 158	6.61 40 143	5.52 19 74	✓	10.04	-	10.86	✓	—	✓	0.08	✓	3	1-Low	-
Vanguard Target Retirement 2025 Fund <i>percentile rank</i> <i># of funds in category</i>	VTVX	Target Date	14.55 11 278	2.03 31 248	7.56 28 216	6.10 10 126	✓	11.60	-	10.86	✓	—	✓	0.08	✓	3	1-Low	Low Risk
Vanguard Target Retirement 2030 Fund <i>percentile rank</i> <i># of funds in category</i>	VTHRX	Target Date	16.03 14 273	2.66 36 247	8.37 39 213	6.58 20 133	✓	12.65	-	10.86	✓	—	✓	0.08	✓	3	1-Low	Low Risk

AUTO INVESTMENT INC 401K PLAN

Screens Summary (Data as of 12-31-2023)

⊖ Fund Removed from Approved List ⚠ Fund on Watch List

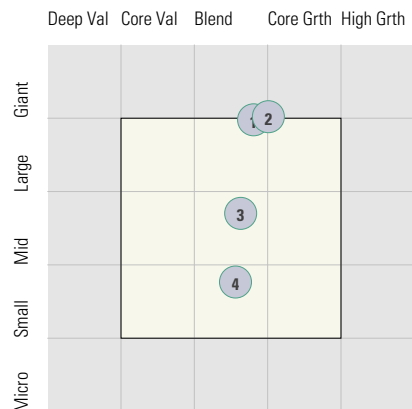
Name	Ticker	Asset Class	Trailing Performance and Risk				Management			Style		Expense		ESG Metrics				
			1 Yr	3 Yr	5 Yr	10 Yr	Pass/ Fail	Std Dev 3 Yr %	Beta 3 Yr %	Tenure	Pass/ Fail	Style Box	Pass/ Fail	Exp Ratio	Sustain. Rating	Commit. Level	Carbon Risk	
														Updated	Updated	Updated		
Vanguard Target Retirement 2035 Fund	VTHX	Target Date	17.14	3.33	9.17	7.06	✔	13.48	-	10.86	✔	-	✔	0.08	✔	3	1-Low	Low Risk
<i>percentile rank</i>			35	45	49	30												
<i># of funds in category</i>			273	236	209	123												
														11-30-2023	02-15-2022	12-31-2022		
Vanguard Target Retirement 2040 Fund	VFORX	Target Date	18.34	4.02	9.99	7.52	✔	14.30	-	10.86	✔	-	✔	0.08	✔	3	1-Low	Low Risk
<i>percentile rank</i>			47	57	49	33												
<i># of funds in category</i>			264	236	207	127												
														11-30-2023	02-15-2022	12-31-2022		
Vanguard Target Retirement 2045 Fund	VTIVX	Target Date	19.48	4.68	10.76	7.91	✔	15.16	-	10.86	✔	-	✔	0.08	✔	3	1-Low	Low Risk
<i>percentile rank</i>			46	48	39	26												
<i># of funds in category</i>			267	237	211	123												
														11-30-2023	02-15-2022	12-31-2022		
Vanguard Target Retirement 2050 Fund	VVIFX	Target Date	20.17	4.91	10.93	7.99	✔	15.53	-	10.86	✔	-	✔	0.08	✔	3	1-Low	Low Risk
<i>percentile rank</i>			45	41	40	23												
<i># of funds in category</i>			266	236	210	129												
														11-30-2023	02-15-2022	12-31-2022		
Vanguard Target Retirement 2055 Fund	VFFVX	Target Date	20.16	4.92	10.92	7.97	✔	15.53	-	10.86	✔	-	✔	0.08	✔	3	1-Low	Low Risk
<i>percentile rank</i>			49	40	43	25												
<i># of funds in category</i>			262	232	208	109												
														11-30-2023	02-15-2022	12-31-2022		
Vanguard Target Retirement 2060 Fund	VVTSX	Target Date	20.18	4.92	10.92	7.97	✔	15.52	-	10.86	✔	-	✔	0.08	✔	3	1-Low	Low Risk
<i>percentile rank</i>			54	44	49	1												
<i># of funds in category</i>			257	224	190	10												
														11-30-2023	02-15-2022	12-31-2022		
Vanguard Target Retirement 2065 Fund	VLXVX	Target Date	20.15	4.95	10.91	-	✔	15.52	-	6.47	✔	-	✔	0.08	✔	3	1-Low	Low Risk
<i>percentile rank</i>			63	45	85	-												
<i># of funds in category</i>			229	152	11	-												
														11-30-2023	02-15-2022	12-31-2022		
Vanguard Target Retirement 2070 Fund	VSVNX	Target Date	20.24	-	-	-	-	-	-	1.51	✖	-	✔	0.08	✔	3	-	Low Risk
<i>percentile rank</i>			58	-	-	-												
<i># of funds in category</i>			229	152	11	-												
														11-30-2023	-	12-31-2022		
Vanguard Target Retirement Income Fund	VTINX	Target Date	10.74	0.56	4.83	4.09	✔	8.48	-	10.86	✔	-	✔	0.08	✔	3	1-Low	-
<i>percentile rank</i>			48	42	44	26												
<i># of funds in category</i>			201	183	160	98												
														11-30-2023	02-15-2022	-		
Balanced																		
Vanguard LifeStrategy Cnsvr Gr Inv	VSCGX	Target Risk	12.48	0.46	5.52	4.77	✔	10.09	-	1.85	✖	-	✔	0.12	✔	3	1-Low	-
<i>percentile rank</i>			11	76	47	21												
<i># of funds in category</i>			528	506	469	346												
														11-30-2023	07-19-2023	-		
Vanguard LifeStrategy Growth Inv	VASGX	Target Risk	18.55	3.97	9.83	7.36	✔	14.41	-	1.85	✖	-	✔	0.14	✔	3	1-Low	Low Risk
<i>percentile rank</i>			22	55	32	24												
<i># of funds in category</i>			366	350	324	250												
														11-30-2023	07-19-2023	12-31-2022		
Vanguard LifeStrategy Income Inv	VASIX	Target Risk	9.48	-1.34	3.27	3.36	✔	8.18	-	1.85	✖	-	✔	0.11	✔	4	1-Low	-
<i>percentile rank</i>			24	87	62	37												
<i># of funds in category</i>			179	169	153	117												
														11-30-2023	07-19-2023	-		
Vanguard LifeStrategy Mod Gr Inv Shrs	VSMGX	Target Risk	15.49	2.21	7.68	6.09	✔	12.21	-	1.85	✖	-	✔	0.13	✔	3	1-Low	Low Risk
<i>percentile rank</i>			30	72	61	47												
<i># of funds in category</i>			905	850	795	591												
														11-30-2023	07-19-2023	12-31-2022		

AUTO INVESTMENT INC 401K PLAN

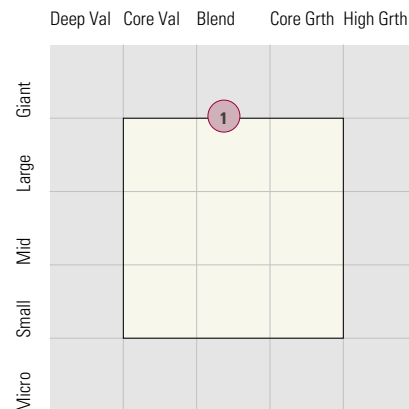
Style Analysis (Data as of 12-31-2023)

Style Analysis

Morningstar Style Box US Stock



Morningstar Style Box Non-US Stock



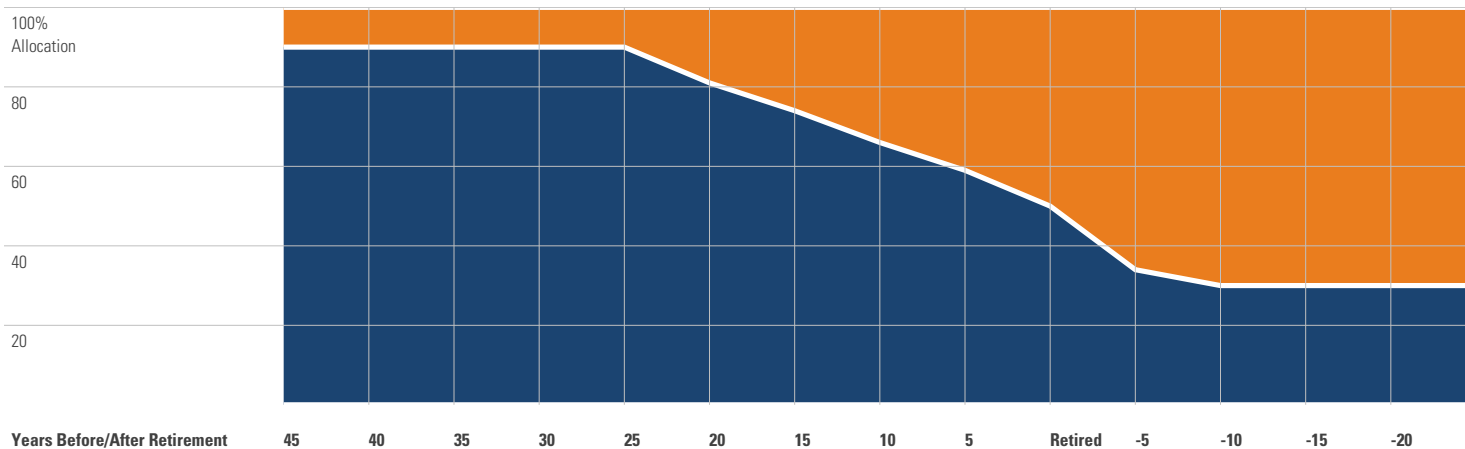
● US Stock Funds		Super Sectors %			Asset Allocation %				
	Category	Cyclical	Defensive	Sensitive	Cash	US Stock	Foreign	Avg Mkt Cap M\$	
1	American Funds Invmt Co of Amer R6	24.80	22.99	52.21	3.83	87.42	8.60	174.23	
2	Vanguard 500 Index Admiral	28.24	21.13	50.64	0.27	99.17	0.56	241.88	
3	Vanguard Mid Cap Index Admiral	34.17	21.66	44.15	0.75	97.81	1.44	27.67	
4	Vanguard Small Cap Index Adm	39.61	17.64	42.75	1.53	97.56	0.92	6.01	
● Non-US Stock Funds		Super Sectors %			Regional Exposure %			Market Maturity %	
	Category	Cyclical	Defensive	Sensitive	Americas	Greater Asia	Greater Europe	Developed	EM% Avg Mkt Cap M\$
1	American Funds Intl Gr and Inc R6	35.54	24.92	39.53	15.01	27.74	57.25	86.52	13.48 48.53
● Fixed Income Funds		Super Sectors %				Other Stats		Credit Quality %	
	Category	US Govt Debt	Mtg	US Credit	Non US	Avg Eff Duration	Inv Grade	Below Inv Grade	NR/NA
1	American Century Inflation Adjs Bond R5	93.84	0.70	2.83	0.00	7.17	97.92	0.00	2.08
2	Baird Aggregate Bond Inst	22.55	25.51	45.75	0.00	6.15	99.90	0.10	0.00
3	Federated Hermes Govt Ultrashort IS	3.96	68.84	0.00	0.00	0.57	100.00	0.00	0.00

AUTO INVESTMENT INC 401K PLAN

Target Date Analysis (Data as of 12-31-2023)

Target Date Allocation

● Stocks ● Cash ● Bonds ● Other



Target Date Portfolio Data

Asset Allocation %

	Total Stock	US Stock	Non-US Stock	Total Bond	Infl Prot Bond	HY Bond	Cash	Other	Avg Mkt Cap \$M
Vanguard Target Retirement 2020 Fund	39.11	23.44	15.67	58.49	15.34	0.22	2.35	0.04	79.33
Vanguard Target Retirement 2025 Fund	52.55	31.53	21.02	45.14	8.37	0.19	2.27	0.05	79.42
Vanguard Target Retirement 2030 Fund	61.64	37.24	24.40	36.29	0.00	0.17	2.03	0.04	79.98
Vanguard Target Retirement 2035 Fund	68.96	42.13	26.83	28.84	0.00	0.13	2.15	0.05	80.90
Vanguard Target Retirement 2040 Fund	76.25	46.58	29.67	21.79	0.00	0.10	1.90	0.05	80.91
Vanguard Target Retirement 2045 Fund	83.26	50.88	32.38	14.53	0.00	0.07	2.16	0.06	80.93
Vanguard Target Retirement 2050 Fund	88.46	53.23	35.23	9.48	0.00	0.04	1.99	0.07	79.66
Vanguard Target Retirement 2055 Fund	88.38	53.10	35.28	9.58	0.00	0.04	1.96	0.07	79.53
Vanguard Target Retirement 2060 Fund	88.36	53.05	35.31	9.52	0.00	0.04	2.08	0.07	79.48
Vanguard Target Retirement 2065 Fund	88.23	53.00	35.23	9.47	0.00	0.04	2.23	0.07	79.52
Vanguard Target Retirement 2070 Fund	88.52	53.38	35.14	9.88	0.00	0.04	1.54	0.07	79.83
Vanguard Target Retirement Income Fund	29.21	17.50	11.71	68.26	18.43	0.25	2.49	0.04	79.29