

BAKERSFIELD ARC INC 403B

Screens Summary (Data as of 12-31-2023)

🔴 Fund Removed from Approved List ⚠️ Fund on Watch List

Name	Ticker	Asset Class	Trailing Performance and Risk				Management			Style		Expense		ESG Metrics				
			1 Yr	3 Yr	5 Yr	10 Yr	Pass/ Fail	Std Dev 3 Yr %	Beta 3 Yr %	Tenure	Pass/ Fail	Style Box	Pass/ Fail	Exp Ratio	Pass/ Fail	Sustain. Rating	Commit. Level	Carbon Risk
US Stock																		
DFA US Core Equity 1 I	DFOFX	Large Blend	22.96	10.05	15.10	10.92	✔️	17.53	-	11.85	✔️	🏠	✔️	0.14	✔️	2	-	Medium Risk
percentile rank			56	24	39	47												
# of funds in category			1,591	1,445	1,323	996												

Vanguard 500 Index Admiral	VFIAX	Large Blend Index	26.24	9.96	15.65	11.99	✔️	17.54	-	6.09	✔️	🏠	✔️	0.04	✔️	3	1-Low	Low Risk
percentile rank			27	28	21	10												
# of funds in category			1,591	1,445	1,323	996												

JPMorgan Large Cap Growth R6	JLGMX	Large Growth	34.95	6.23	21.19	15.67	✔️	19.14	-	19.42	✔️	🏠	✔️	0.44	✔️	3	2-Basic	Low Risk
percentile rank			58	46	4	5												
# of funds in category			1,294	1,204	1,115	882												

American Funds Washington Mutual R6	RWMGX	Large Value	17.59	11.65	13.63	10.93	✔️	15.15	-	26.52	✔️	🏠	❌	0.27	✔️	2	1-Low	Low Risk
percentile rank			79	7	69	46												
# of funds in category			1,591	1,445	1,323	996												

Neuberger Berman Mid Cap Growth R6	NRMGX	Mid-Cap Growth	18.53	-1.47	12.38	9.36	✔️	20.87	-	3.96	✔️	🏠	✔️	0.60	✔️	3	-	Medium Risk
percentile rank			67	64	54	52												
# of funds in category			603	568	537	434												

Vanguard Selected Value Inv	VASVX	Mid-Cap Value	25.33	14.01	15.23	8.78	✔️	20.82	-	18.86	✔️	🏠	✔️	0.38	✔️	4	-	Medium Risk
percentile rank			6	14	9	21												
# of funds in category			421	407	386	295												

Allspring Small Company Growth R6	WSCRX	Small Growth	18.21	1.20	11.07	-	✔️	19.34	-	29.16	✔️	🏠	✔️	0.86	✔️	4	-	Low Risk
percentile rank			43	29	45	-												
# of funds in category			626	592	555	433												

DFA US Small Cap Value I	DFS VX	Small Value	18.91	17.07	14.14	7.99	✔️	22.14	-	11.85	✔️	🏠	✔️	0.30	✔️	2	-	Medium Risk
percentile rank			34	11	18	23												
# of funds in category			510	475	446	352												

Non-US Stock																		
American Funds New World R6	RNWGX	Diversified Emerging Mkts	16.22	-1.49	8.93	5.51	✔️	16.09	-	24.56	✔️	🏠	✔️	0.57	✔️	3	1-Low	Medium Risk
percentile rank			24	34	9	4												
# of funds in category			847	751	687	428												

American Funds Intl Gr and Inc R6	RIGGX	Foreign Large Blend	15.72	2.64	8.33	4.04	✔️	16.69	-	15.26	✔️	🏠	✔️	0.54	✔️	2	1-Low	Low Risk
percentile rank			63	53	31	52												
# of funds in category			837	782	710	467												

Vanguard International Growth Adm	VWILX	Foreign Large Growth	14.81	-7.61	10.62	7.09	✔️	22.73	-	14.02	✔️	🏠	✔️	0.31	✔️	3	-	Low Risk
percentile rank			69	92	18	10												
# of funds in category			450	423	365	255												

DFA International Value I	DFIVX	Foreign Large Value	17.79	10.51	8.84	4.15	✔️	18.12	-	13.85	✔️	🏠	✔️	0.28	✔️	1	-	Medium Risk
percentile rank			51	5	23	23												
# of funds in category			403	367	344	223												

American Funds New Perspective R6	RNPGX	Global Stock	25.01	3.17	13.90	10.10	✔️	18.45	-	23.10	✔️	—	✔️	0.42	✔️	3	2-Basic	Low Risk
percentile rank			37	32	15	11												
# of funds in category			372	339	288	197												

BAKERSFIELD ARC INC 403B

Screens Summary (Data as of 12-31-2023)

⊖ Fund Removed from Approved List ⚠ Fund on Watch List

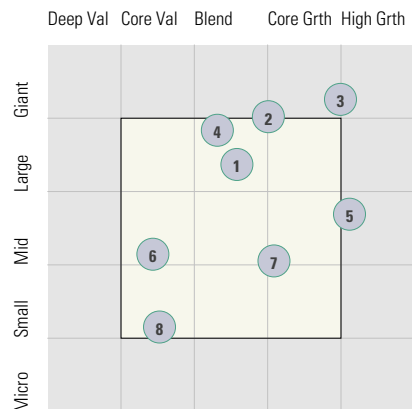
Name	Ticker	Asset Class	Trailing Performance and Risk				Management			Style		Expense		ESG Metrics				
			1 Yr	3 Yr	5 Yr	10 Yr	Pass/ Fail	Std Dev 3 Yr %	Beta 3 Yr %	Tenure	Pass/ Fail	Style Box	Pass/ Fail	Exp Ratio	Sustain. Rating	Commit. Level	Carbon Risk	
Alternative																		
⚠ Invesco Balanced-Risk Commodity Strat R6	IBRFX	Commodities Broad Basket	-3.27	7.60	7.04	0.26	✔	12.68	-	13.09	✔	—	—	1.12	✔	-	-	-
<i>percentile rank</i>			20	94	64	26												
<i># of funds in category</i>			114	109	104	67												
Vanguard Real Estate Index Admiral	VGSLX	Real Estate	11.81	5.02	7.33	7.36	✔	21.73	-	27.65	✔	—	✔	0.12	✔	3	1-Low	Low Risk
<i>percentile rank</i>			52	62	43	44												
<i># of funds in category</i>			265	249	227	166												
															11-30-2023	02-15-2022	12-31-2022	
Fixed Income																		
PIMCO International Bond (USD-Hdg) Instl	PFORX	Global Bond	9.49	-0.99	2.04	3.45	✔	4.97	-	9.27	✔	—	—	0.63	✔	3	-	-
<i>percentile rank</i>			18	4	13	1												
<i># of funds in category</i>			114	107	101	63												
															11-30-2023	-	-	
BlackRock High Yield Bond K	BRHYX	High Yield Bond	13.68	2.56	5.72	4.64	✔	8.46	-	14.01	✔	—	—	0.51	✔	-	2-Basic	-
<i>percentile rank</i>			16	29	16	10												
<i># of funds in category</i>			706	652	619	465												
															-	02-15-2022	-	
PIMCO Real Return Instl	PRRIX	Inflation-Protected Bond	3.74	-1.14	3.28	2.38	✔	7.28	-	4.98	✔	—	—	0.67	✔	3	-	-
<i>percentile rank</i>			57	58	21	12												
<i># of funds in category</i>			234	221	214	152												
															11-30-2023	-	-	
⚠ Western Asset Core Bond IS	WACSX	Intermediate-Term Bond	5.83	-4.75	0.83	2.13	✔	9.00	-	17.02	✔	⚠	—	0.42	✔	3	-	-
<i>percentile rank</i>			37	98	72	14												
<i># of funds in category</i>			566	510	457	329												
															11-30-2023	-	-	
PIMCO Income Instl	PIMIX	Multisector Bond	9.32	1.12	3.40	4.44	✔	6.26	-	16.77	✔	—	—	0.62	✔	4	-	-
<i>percentile rank</i>			31	25	38	1												
<i># of funds in category</i>			371	335	284	177												
															11-30-2023	-	-	
Lincoln Stable Value Account -LNGPA		Stable Value	-	-	-	-	—	-	-	40.69	✔	—	—	-	-	-	-	-
<i>percentile rank</i>			-	-	-	-												
<i># of funds in category</i>			75	-	-	-												
															-	-	-	
PIMCO Short-Term Instl	PTSHX	Ultrashort Bond	6.08	1.96	2.27	2.02	✔	1.25	-	13.01	✔	—	—	0.47	✔	3	-	-
<i>percentile rank</i>			31	52	31	9												
<i># of funds in category</i>			245	216	195	116												
															11-30-2023	-	-	
Target Date																		
American Funds 2010 Trgt Date Retire R6	RFTTX	Target Date	8.67	2.58	6.07	5.10	✔	8.78	-	12.01	✔	—	✔	0.29	✔	2	-	-
<i>percentile rank</i>			74	1	11	1												
<i># of funds in category</i>			127	114	105	50												
															11-30-2023	-	-	
American Funds 2015 Trgt Date Retire R6	RFJTX	Target Date	9.57	2.74	6.51	5.39	✔	9.44	-	12.01	✔	—	✖	0.30	✔	2	-	-
<i>percentile rank</i>			87	1	11	1												
<i># of funds in category</i>			129	117	103	50												
															11-30-2023	-	-	
American Funds 2020 Trgt Date Retire R6	RRCTX	Target Date	10.46	2.84	6.89	5.78	✔	9.96	-	12.01	✔	—	✔	0.31	✔	2	-	-
<i>percentile rank</i>			85	1	21	1												
<i># of funds in category</i>			182	158	143	74												
															11-30-2023	-	-	

BAKERSFIELD ARC INC 403B

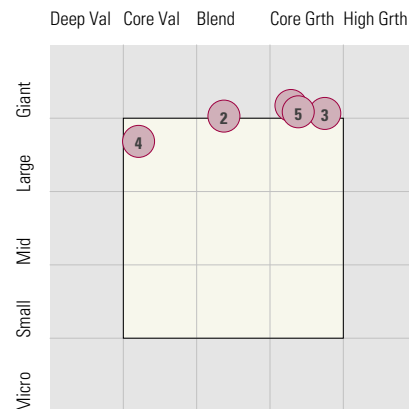
Style Analysis (Data as of 12-31-2023)

Style Analysis

Morningstar Style Box US Stock



Morningstar Style Box Non-US Stock



US Stock Funds

	Category	Super Sectors %			Asset Allocation %			Avg Mkt Cap M\$	
		Cyclical	Defensive	Sensitive	Cash	US Stock	Foreign		
1	DFA US Core Equity 1 I	Large Blend	29.01	19.39	51.59	0.56	98.51	0.93	84.52
2	Vanguard 500 Index Admiral	Large Blend Index	28.24	21.13	50.64	0.27	99.17	0.56	241.88
3	JPMorgan Large Cap Growth R6	Large Growth	21.91	11.77	66.31	2.93	93.58	3.49	362.67
4	American Funds Washington Mutual R6	Large Value	26.43	29.26	44.31	3.12	90.30	6.55	145.74
5	Neuberger Berman Mid Cap Growth R6	Mid-Cap Growth	24.83	20.42	54.77	2.65	94.56	2.80	25.61
6	Vanguard Selected Value Inv	Mid-Cap Value	52.45	13.38	34.17	5.21	85.04	9.74	8.60
7	Allspring Small Company Growth R6	Small Growth	24.87	26.89	48.24	3.56	93.70	2.74	4.61
8	DFA US Small Cap Value I	Small Value	49.96	9.71	40.32	1.10	96.43	2.43	2.65

Non-US Stock Funds

	Category	Super Sectors %			Regional Exposure %			Market Maturity %			
		Cyclical	Defensive	Sensitive	Americas	Greater Asia	Greater Europe	Developed	EM%	Avg Mkt Cap M\$	
1	American Funds New World R6	Diversified Emerging Mkts	38.31	22.24	39.44	35.96	39.10	24.94	57.94	42.06	60.60
2	American Funds Intl Gr and Inc R6	Foreign Large Blend	35.54	24.92	39.53	15.01	27.74	57.25	86.52	13.48	48.53
3	Vanguard International Growth Adm	Foreign Large Growth	33.48	23.16	43.35	23.74	29.19	47.08	79.91	20.09	54.71
4	DFA International Value I	Foreign Large Value	55.72	11.76	32.52	11.32	30.04	58.64	99.83	0.17	31.74
5	American Funds New Perspective R6	Global Stock	29.33	24.49	46.18	59.28	10.42	30.29	96.07	3.93	117.31

Fixed Income Funds

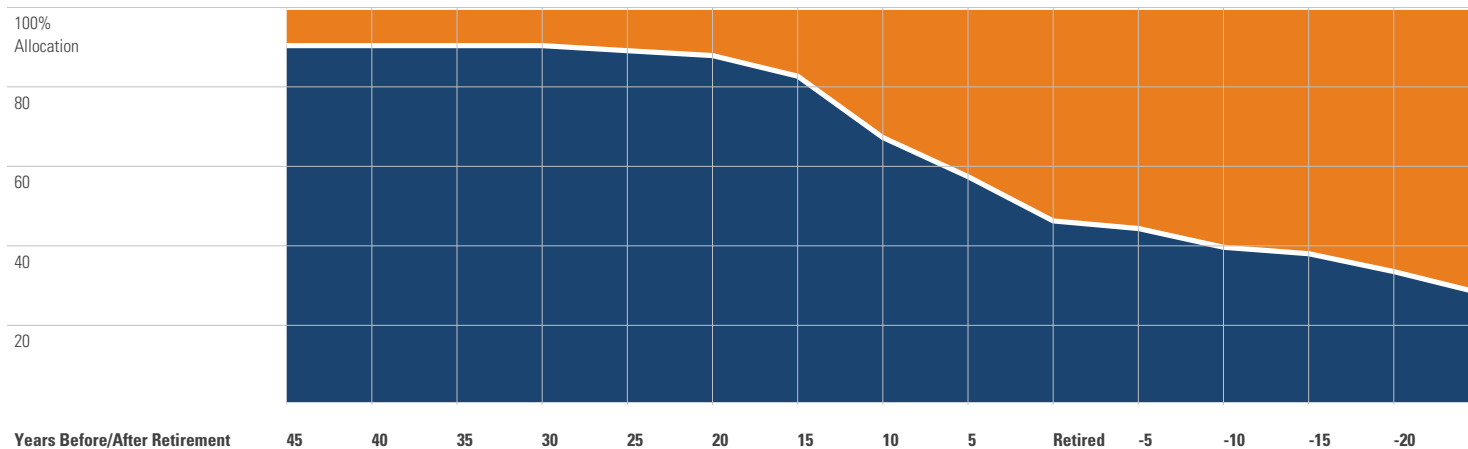
	Category	Super Sectors %				Other Stats		Credit Quality %		
		US Govt Debt	Mtg	US Credit	Non US	Avg Eff Duration	Inv Grade	Below Inv Grade	NR/NA	
1	PIMCO International Bond (USD-Hdg) Instl	Global Bond	43.73	6.71	3.44	0.00	5.91	97.21	2.79	0.00
2	BlackRock High Yield Bond K	High Yield Bond	0.55	0.00	84.55	0.00	3.32	7.34	90.52	2.14
3	PIMCO Real Return Instl	Inflation-Protected Bond	68.31	3.72	5.83	0.00	6.57	97.26	2.74	0.00
4	Western Asset Core Bond IS	Intermediate-Term Bond	11.73	37.59	43.09	0.00	7.24	100.88	0.62	-1.50
5	PIMCO Income Instl	Multisector Bond	39.78	12.74	8.62	0.00	4.74	82.84	17.16	0.00
6	Lincoln Stable Value Account -LNGPA	Stable Value	-	-	-	0.00	-	0.00	0.00	-
7	PIMCO Short-Term Instl	Ultrashort Bond	20.84	1.35	45.07	0.00	0.10	99.45	0.55	0.00

BAKERSFIELD ARC INC 403B

Target Date Analysis (Data as of 12-31-2023)

Target Date Allocation

● Stocks ● Cash ● Bonds ● Other



Target Date Portfolio Data

Asset Allocation %

	Total Stock	US Stock	Non-US Stock	Total Bond	Infl Prot Bond	HY Bond	Cash	Other	Avg Mkt Cap \$M
American Funds 2010 Trgt Date Retire R6	38.42	28.43	9.99	55.71	12.36	3.83	5.32	0.54	102.59
American Funds 2015 Trgt Date Retire R6	40.30	29.65	10.65	53.78	13.82	5.46	5.34	0.57	105.00
American Funds 2020 Trgt Date Retire R6	44.04	32.31	11.73	50.21	14.92	5.15	5.15	0.58	106.17
American Funds 2025 Trgt Date Retire R6	49.08	35.42	13.66	45.23	15.08	3.87	5.11	0.58	103.12
American Funds 2030 Trgt Date Retire R6	58.18	41.94	16.24	36.16	14.63	1.90	5.08	0.59	95.87
American Funds 2035 Trgt Date Retire R6	68.58	49.09	19.49	25.57	15.33	1.52	5.24	0.62	90.56
American Funds 2040 Trgt Date Retire R6	80.02	56.31	23.71	13.94	13.70	0.79	5.39	0.65	86.03
American Funds 2045 Trgt Date Retire R6	83.88	58.70	25.18	10.13	4.66	0.32	5.33	0.65	84.16
American Funds 2050 Trgt Date Retire R6	84.87	59.34	25.53	9.22	4.71	0.20	5.31	0.59	82.58
American Funds 2055 Trgt Date Retire R6	85.59	59.52	26.07	8.62	4.81	0.13	5.23	0.55	80.33
American Funds 2060 Trgt Date Retire R6	85.64	59.59	26.05	8.61	4.83	0.13	5.19	0.56	78.71
American Funds 2065 Trgt Date Retire R6	85.69	59.62	26.07	8.55	4.78	0.13	5.18	0.56	78.78