

BAKER COLLEGE PROFESSIONAL SERVICES

Screens Summary (Data as of 12-31-2023)

⊖ Fund Removed from Approved List ⚠ Fund on Watch List

Name	Ticker	Asset Class	Trailing Performance and Risk				Management			Style			Expense			ESG Metrics			
			1 Yr	3 Yr	5 Yr	10 Yr	Pass/ Fail	Std Dev 3 Yr %	Beta 3 Yr %	Tenure	Pass/ Fail	Style Box	Pass/ Fail	Exp Ratio	Pass/ Fail	Sustain. Rating	Commit. Level	Carbon Risk	
																	Updated	Updated	Updated
Alternative																			
PIMCO Commodity Real Ret Strat Instl	PCRIX	Commodities Broad Basket	-7.36	10.41	8.78	-0.61	✔	18.05	-	5.17	✔	—	—	0.99	✔	3	-	-	
<i>percentile rank</i>			60	63	33	55													
<i># of funds in category</i>			114	109	104	67									06-30-2023	-	-		
Neuberger Berman Real Estate R6	NRREX	Real Estate	12.10	5.17	8.74	8.04	✔	21.40	-	18.01	✔	—	✔	0.76	✔	4	-	Low Risk	
<i>percentile rank</i>			44	55	16	16													
<i># of funds in category</i>			265	249	227	166									11-30-2023	-	12-31-2022		
Fixed Income																			
PIMCO International Bond (USD-Hdg) Instl	PFORX	Global Bond	9.49	-0.99	2.04	3.45	✔	4.97	-	9.27	✔	—	—	0.63	✔	3	-	-	
<i>percentile rank</i>			18	4	13	1													
<i># of funds in category</i>			114	107	101	63									11-30-2023	-	-		
PGIM High Yield R6	PHYQX	High Yield Bond	12.31	1.89	5.39	4.83	✔	8.13	-	16.22	✔	—	—	0.38	✔	-	-	-	
<i>percentile rank</i>			49	47	23	8													
<i># of funds in category</i>			706	652	619	465													
Vanguard Inflation-Protected Secs Adm	VAIPX	Inflation-Protected Bond	3.79	-1.12	3.02	2.33	✔	7.12	-	2.15	✖	—	—	0.10	✔	3	-	-	
<i>percentile rank</i>			52	55	54	20													
<i># of funds in category</i>			234	221	214	152									11-30-2023	-	-		
Baird Aggregate Bond Inst	BAGIX	Intermediate-Term Bond	6.43	-3.14	1.56	2.25	✔	7.38	-	23.27	✔	⊠	—	0.30	✔	3	1-Low	-	
<i>percentile rank</i>			20	31	18	9													
<i># of funds in category</i>			566	510	457	329									11-30-2023	02-15-2022	-		
Loomis Sayles Investment Grade Bond N	LGBNX	Multisector Bond	7.55	-1.42	3.15	2.83	✔	6.78	-	17.26	✔	—	—	0.44	✔	2	1-Low	-	
<i>percentile rank</i>			10	7	2	6													
<i># of funds in category</i>			698	628	592	414									11-30-2023	02-15-2022	-		
Lincoln Stable Value Account -LNGPA		Stable Value	-	-	-	-	—	-	-	40.69	✔	—	—	-	-	-	-	-	
<i>percentile rank</i>			-	-	-	-													
<i># of funds in category</i>			75	-	-	-													
Federated Hermes Govt Ultrashort R6	FGULX	Ultrashort Bond	5.13	1.85	1.82	-	✔	0.86	-	26.49	✔	—	—	0.24	✔	-	-	-	
<i>percentile rank</i>			79	65	77	-													
<i># of funds in category</i>			245	216	195	116													
Target Date																			
American Funds 2010 Trgt Date Retire R6	RFTTX	Target Date	8.67	2.58	6.07	5.10	✔	8.78	-	12.01	✔	—	✔	0.29	✔	2	-	-	
<i>percentile rank</i>			74	1	11	1													
<i># of funds in category</i>			127	114	105	50									11-30-2023	-	-		
American Funds 2015 Trgt Date Retire R6	RFJTX	Target Date	9.57	2.74	6.51	5.39	✔	9.44	-	12.01	✔	—	✖	0.30	✔	2	-	-	
<i>percentile rank</i>			87	1	11	1													
<i># of funds in category</i>			129	117	103	50									11-30-2023	-	-		
American Funds 2020 Trgt Date Retire R6	RRCTX	Target Date	10.46	2.84	6.89	5.78	✔	9.96	-	12.01	✔	—	✔	0.31	✔	2	-	-	
<i>percentile rank</i>			85	1	21	1													
<i># of funds in category</i>			182	158	143	74									11-30-2023	-	-		

BAKER COLLEGE PROFESSIONAL SERVICES

Screens Summary (Data as of 12-31-2023)

⊖ Fund Removed from Approved List ⚠ Fund on Watch List

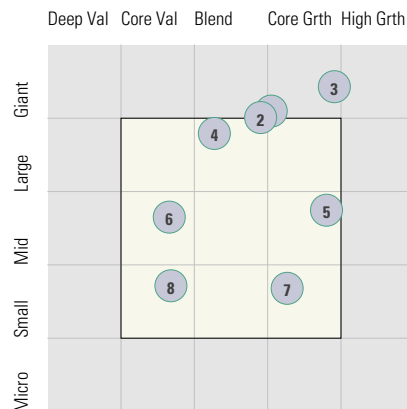
Name	Ticker	Asset Class	Trailing Performance and Risk				Management			Style		Expense		ESG Metrics				
			1 Yr	3 Yr	5 Yr	10 Yr	Pass/ Fail	Std Dev 3 Yr %	Beta 3 Yr %	Tenure	Pass/ Fail	Style Box	Pass/ Fail	Exp Ratio	Sustain. Rating	Commit. Level	Carbon Risk	
														Updated	Updated	Updated		
American Funds 2025 Trgt Date Retire R6	RFDTX	Target Date	11.94	2.87	7.84	6.41	✔	10.74	-	12.01	✔	-	✔	0.32	✔	3	-	Low Risk
<i>percentile rank</i>			73	4	9	4												
<i># of funds in category</i>			278	248	216	126									11-30-2023	-	06-30-2022	
American Funds 2030 Trgt Date Retire R6	RFETX	Target Date	14.52	3.47	8.90	7.25	✔	12.02	-	12.01	✔	-	✔	0.33	✔	3	-	Low Risk
<i>percentile rank</i>			55	4	10	1												
<i># of funds in category</i>			273	247	213	133									11-30-2023	-	12-31-2022	
American Funds 2035 Trgt Date Retire R6	RFFTX	Target Date	16.90	4.20	10.39	8.15	✔	13.47	-	12.01	✔	-	✔	0.35	✔	3	-	Low Risk
<i>percentile rank</i>			40	7	1	1												
<i># of funds in category</i>			273	236	209	123									11-30-2023	-	12-31-2022	
American Funds 2040 Trgt Date Retire R6	RF GTX	Target Date	19.33	4.75	11.17	8.58	✔	14.71	-	12.01	✔	-	✔	0.37	✔	2	-	Low Risk
<i>percentile rank</i>			17	11	6	1												
<i># of funds in category</i>			264	236	207	127									11-30-2023	-	12-31-2022	
American Funds 2045 Trgt Date Retire R6	RFHTX	Target Date	20.15	4.83	11.35	8.73	✔	15.14	-	12.01	✔	-	✔	0.37	✔	2	-	Low Risk
<i>percentile rank</i>			21	31	7	1												
<i># of funds in category</i>			267	237	211	123									11-30-2023	-	12-31-2022	
American Funds 2050 Trgt Date Retire R6	RFITX	Target Date	20.83	4.75	11.41	8.77	✔	15.42	-	12.01	✔	-	✔	0.38	✔	2	-	Low Risk
<i>percentile rank</i>			20	53	6	1												
<i># of funds in category</i>			266	236	210	129									11-30-2023	-	12-31-2022	
American Funds 2055 Trgt Date Retire R6	RFKTX	Target Date	21.40	4.65	11.35	8.73	✔	15.65	-	12.01	✔	-	✔	0.38	✔	2	-	Low Risk
<i>percentile rank</i>			9	59	17	1												
<i># of funds in category</i>			262	232	208	109									11-30-2023	-	12-31-2022	
American Funds 2060 Trgt Date Retire R6	RFUTX	Target Date	21.61	4.62	11.32	-	✔	15.68	-	8.77	✔	-	✔	0.39	✔	2	-	Low Risk
<i>percentile rank</i>			10	64	25	-												
<i># of funds in category</i>			257	224	190	10									11-30-2023	-	12-31-2022	
American Funds 2065 Trgt Date Retire R6	RFV TX	Target Date	21.55	4.65	-	-	✔	15.68	-	4.00	✔	-	✔	0.39	✔	2	-	Low Risk
<i>percentile rank</i>			11	63	-	-												
<i># of funds in category</i>			229	152	11	-									11-30-2023	-	12-31-2022	
Balanced																		
BlackRock 20/80 Target Allocation K	BKCPX	Target Risk	8.78	-0.98	3.89	-	✔	8.76	-	8.61	✔	-	✔	0.23	✔	3	-	-
<i>percentile rank</i>			46	72	39	-												
<i># of funds in category</i>			179	169	153	117									11-30-2023	-	-	
BlackRock 40/60 Target Allocation K	BKMPX	Target Risk	12.14	1.09	6.68	-	✔	10.55	-	8.61	✔	-	✔	0.25	✔	3	-	Low Risk
<i>percentile rank</i>			14	51	12	-												
<i># of funds in category</i>			528	506	469	346									11-30-2023	-	09-30-2022	
BlackRock 60/40 Target Allocation K	BKGPX	Target Risk	15.70	2.77	9.03	-	✔	12.49	-	8.61	✔	-	✔	0.26	✔	3	-	Low Risk
<i>percentile rank</i>			29	62	30	-												
<i># of funds in category</i>			905	850	795	591									11-30-2023	-	12-31-2022	
BlackRock 80/20 Target Allocation K	BKAPX	Target Risk	18.90	4.69	11.33	-	✔	14.42	-	8.61	✔	-	✔	0.27	✔	4	-	Low Risk
<i>percentile rank</i>			19	37	8	-												
<i># of funds in category</i>			366	350	324	250									11-30-2023	-	12-31-2022	

BAKER COLLEGE PROFESSIONAL SERVICES

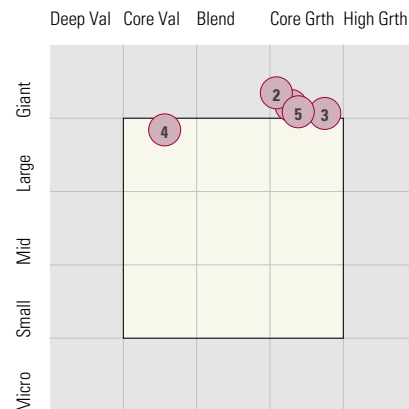
Style Analysis (Data as of 12-31-2023)

Style Analysis

Morningstar Style Box US Stock



Morningstar Style Box Non-US Stock



US Stock Funds

	Category	Super Sectors %			Asset Allocation %			Avg Mkt Cap M\$
		Cyclical	Defensive	Sensitive	Cash	US Stock	Foreign	
1	JPMorgan US Equity R6	28.34	21.50	50.15	2.23	94.39	3.38	255.52
2	Fidelity® 500 Index	28.02	21.39	50.57	0.04	99.38	0.58	237.55
3	Vanguard Growth Index Admiral	25.80	9.50	64.70	0.22	99.56	0.21	467.37
4	Vanguard Windsor™ II Admiral™	29.18	24.42	46.41	4.10	86.10	9.81	124.63
5	MFS Mid Cap Growth R6	27.16	18.08	54.77	2.76	88.18	9.07	27.18
6	Vanguard Mid-Cap Value Index Admiral	42.70	26.97	30.33	0.16	98.41	1.43	25.28
7	MFS New Discovery R6	20.74	23.00	56.25	3.31	82.52	14.17	4.41
8	Vanguard Small Cap Value Index Admiral	50.27	14.16	35.57	1.06	98.06	0.88	5.62

Non-US Stock Funds

	Category	Super Sectors %			Regional Exposure %			Market Maturity %		
		Cyclical	Defensive	Sensitive	Americas	Greater Asia	Greater Europe	Developed	EM%	Avg Mkt Cap M\$
1	American Funds New World R6	38.31	22.24	39.44	35.96	39.10	24.94	57.94	42.06	60.60
2	Hartford Schroders International Stk SDR	27.52	32.29	40.20	7.33	27.48	65.19	90.11	9.89	82.06
3	Vanguard International Growth Adm	33.48	23.16	43.35	23.74	29.19	47.08	79.91	20.09	54.71
4	Schwab Fdmtl Intl Lg Co Idx	43.53	18.05	38.42	7.48	41.71	50.82	99.54	0.46	34.00
5	American Funds New Perspective R6	29.33	24.49	46.18	59.28	10.42	30.29	96.07	3.93	117.31

Fixed Income Funds

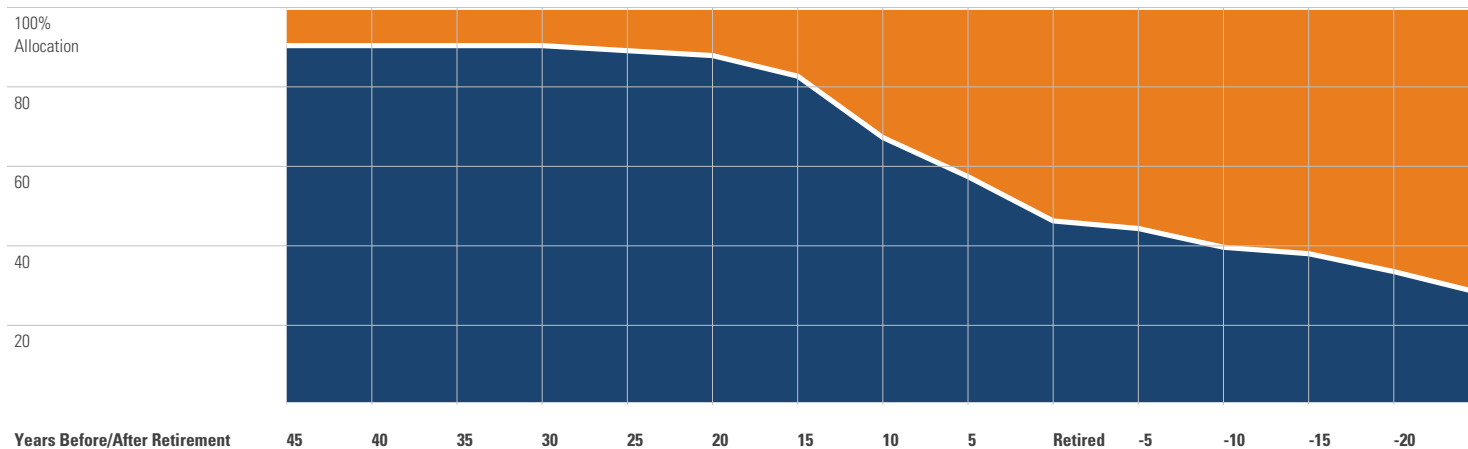
	Category	Super Sectors %				Avg Eff Duration	Credit Quality %		
		US Govt Debt	Mtg	US Credit	Non US		Inv Grade	Below Inv Grade	NR/NA
1	PIMCO International Bond (USD-Hdg) Instl	43.73	6.71	3.44	0.00	5.91	97.21	2.79	0.00
2	PGIM High Yield R6	2.74	0.00	88.91	0.00	3.71	16.13	80.40	3.48
3	Vanguard Inflation-Protected Secs Adm	99.62	0.00	0.00	0.00	6.48	99.91	0.00	0.09
4	Baird Aggregate Bond Inst	22.55	25.51	45.75	0.00	6.15	99.90	0.10	0.00
5	Loomis Sayles Investment Grade Bond N	21.44	0.37	72.73	0.00	6.16	87.95	8.02	4.03
6	Lincoln Stable Value Account -LNGPA	-	-	-	0.00	-	0.00	0.00	-
7	Federated Hermes Govt Ultrashort R6	3.96	68.84	0.00	0.00	0.57	100.00	0.00	0.00

BAKER COLLEGE PROFESSIONAL SERVICES

Target Date Analysis (Data as of 12-31-2023)

Target Date Allocation

● Stocks ● Cash ● Bonds ● Other



Target Date Portfolio Data

Asset Allocation %

	Total Stock	US Stock	Non-US Stock	Total Bond	Infl Prot Bond	HY Bond	Cash	Other	Avg Mkt Cap \$M
American Funds 2010 Trgt Date Retire R6	38.42	28.43	9.99	55.71	12.36	3.83	5.32	0.54	102.59
American Funds 2015 Trgt Date Retire R6	40.30	29.65	10.65	53.78	13.82	5.46	5.34	0.57	105.00
American Funds 2020 Trgt Date Retire R6	44.04	32.31	11.73	50.21	14.92	5.15	5.15	0.58	106.17
American Funds 2025 Trgt Date Retire R6	49.08	35.42	13.66	45.23	15.08	3.87	5.11	0.58	103.12
American Funds 2030 Trgt Date Retire R6	58.18	41.94	16.24	36.16	14.63	1.90	5.08	0.59	95.87
American Funds 2035 Trgt Date Retire R6	68.58	49.09	19.49	25.57	15.33	1.52	5.24	0.62	90.56
American Funds 2040 Trgt Date Retire R6	80.02	56.31	23.71	13.94	13.70	0.79	5.39	0.65	86.03
American Funds 2045 Trgt Date Retire R6	83.88	58.70	25.18	10.13	4.66	0.32	5.33	0.65	84.16
American Funds 2050 Trgt Date Retire R6	84.87	59.34	25.53	9.22	4.71	0.20	5.31	0.59	82.58
American Funds 2055 Trgt Date Retire R6	85.59	59.52	26.07	8.62	4.81	0.13	5.23	0.55	80.33
American Funds 2060 Trgt Date Retire R6	85.64	59.59	26.05	8.61	4.83	0.13	5.19	0.56	78.71
American Funds 2065 Trgt Date Retire R6	85.69	59.62	26.07	8.55	4.78	0.13	5.18	0.56	78.78