

CAPPS RENT A CAR INC 401K SAVINGS

Screens Summary (Data as of 12-31-2023)

⊖ Fund Removed from Approved List ⚠ Fund on Watch List

Name	Ticker	Asset Class	Trailing Performance and Risk				Management			Style		Expense		ESG Metrics				
			1 Yr	3 Yr	5 Yr	10 Yr	Pass/ Fail	Std Dev 3 Yr %	Beta 3 Yr %	Tenure	Pass/ Fail	Style Box	Pass/ Fail	Exp Ratio	Sustain. Rating	Commit. Level	Carbon Risk	
US Stock																		
JPMorgan US Equity R6	JUEMX	Large Blend	27.35	10.04	17.44	12.56	✓	17.36	-	9.38	✓	☒	✓	0.44	✓	3	2-Basic	Low Risk
<i>percentile rank</i>			17	24	2	2												
<i># of funds in category</i>			1,591	1,445	1,323	996												

MFS Growth R4	MFEJX	Large Growth	36.13	5.04	16.00	12.93	✓	20.18	-	21.76	✓	☒	✓	0.59	✓	4	2-Basic	Low Risk
<i>percentile rank</i>			55	60	50	32												
<i># of funds in category</i>			1,294	1,204	1,115	882												

Vanguard Value Index Adm	VVIAX	Large Value	9.24	10.61	11.73	9.72	✓	15.91	-	29.02	✓	☒	✓	0.05	✓	3	1-Low	Medium Risk
<i>percentile rank</i>			66	36	44	17												
<i># of funds in category</i>			1,295	1,209	1,150	888												

Vanguard Mid Cap Index Admiral	VIMAX	Mid-Cap Blend	15.98	5.49	12.71	9.41	✓	19.20	-	2.45	✗	☒	✓	0.05	✓	4	1-Low	Medium Risk
<i>percentile rank</i>			52	73	31	17												
<i># of funds in category</i>			473	432	403	267												

Vanguard Small Cap Growth Index Admiral	VSGAX	Small Growth	21.41	-2.78	10.54	7.86	✓	21.73	-	19.01	✓	☒	✓	0.07	✓	4	1-Low	Medium Risk
<i>percentile rank</i>			17	58	54	53												
<i># of funds in category</i>			626	592	555	433												

Victory Sycamore Small Company Opp I	VSOIX	Small Value	11.47	9.36	11.70	9.46	✓	19.35	-	25.60	✓	☒	✗	0.89	✓	4	-	Medium Risk
<i>percentile rank</i>			84	66	47	5												
<i># of funds in category</i>			510	475	446	352												

Non-US Stock																		
American Funds New World R6	RNWGX	Diversified Emerging Mkts	16.22	-1.49	8.93	5.51	✓	16.09	-	24.56	✓	☒	✓	0.57	✓	3	1-Low	Medium Risk
<i>percentile rank</i>			24	34	9	4												
<i># of funds in category</i>			847	751	687	428												

American Funds Intl Gr and Inc R6	RIGGX	Foreign Large Blend	15.72	2.64	8.33	4.04	✓	16.69	-	15.26	✓	☒	✓	0.54	✓	2	1-Low	Low Risk
<i>percentile rank</i>			63	53	31	52												
<i># of funds in category</i>			837	782	710	467												

Vanguard Developed Markets Index Admiral	VTMGX	Foreign Large Blend Index	17.67	3.55	8.36	4.54	✓	17.84	-	10.86	✓	☒	✓	0.07	✓	2	1-Low	Low Risk
<i>percentile rank</i>			37	37	30	24												
<i># of funds in category</i>			837	782	710	467												

Alternative																		
American Century Real Estate I	REAIX	Real Estate	11.26	5.92	7.40	7.34	✓	20.54	-	15.13	✓	---	✗	0.95	✓	4	-	Low Risk
<i>percentile rank</i>			61	32	39	45												
<i># of funds in category</i>			265	249	227	166												

Fixed Income																		
BlackRock Inflation Protected Bond Instl	BPRIX	Inflation-Protected Bond	3.73	-0.98	3.27	2.20	✓	7.32	-	6.88	✓	---	---	0.56	✓	3	-	-
<i>percentile rank</i>			57	48	24	33												
<i># of funds in category</i>			234	221	214	152												

CAPPS RENT A CAR INC 401K SAVINGS

Screens Summary (Data as of 12-31-2023)

⊖ Fund Removed from Approved List ⚠ Fund on Watch List

Name	Ticker	Asset Class	Trailing Performance and Risk				Management			Style		Expense		ESG Metrics					
			1 Yr	3 Yr	5 Yr	10 Yr	Pass/ Fail	Std Dev 3 Yr %	Beta 3 Yr %	Tenure	Pass/ Fail	Style Box	Pass/ Fail	Exp Ratio	Sustain. Rating	Commit. Level	Carbon Risk		
																	Updated	Updated	Updated
⚠ Metropolitan West Total Return Bd I	MWTIX	Intermediate-Term Bond	6.00	-3.70	1.23	1.83	✓	8.14	-	26.77	✓	-	-	0.45	✓	4	-	-	
percentile rank			62	78	65	59													
# of funds in category			698	628	592	414											11-30-2023	-	-
PIMCO Income I2	PONPX	Multisector Bond	9.21	1.02	3.30	4.34	✓	6.26	-	16.77	✓	-	-	0.72	✓	4	-	-	
percentile rank			35	26	41	2													
# of funds in category			371	335	284	177											11-30-2023	-	-
PIMCO Short-Term I2	PTSPX	Ultrashort Bond	5.98	1.86	2.17	1.92	✓	1.25	-	13.01	✓	-	-	0.57	✖	3	-	-	
percentile rank			34	65	42	14													
# of funds in category			245	216	195	116											11-30-2023	-	-

Target Date																			
American Funds 2010 Trgt Date Retire R6	RFTTX	Target Date	8.67	2.58	6.07	5.10	✓	8.78	-	12.01	✓	-	✓	0.29	✓	2	-	-	
percentile rank			74	1	11	1													
# of funds in category			127	114	105	50											11-30-2023	-	-
American Funds 2015 Trgt Date Retire R6	RFJTX	Target Date	9.57	2.74	6.51	5.39	✓	9.44	-	12.01	✓	-	✖	0.30	✓	2	-	-	
percentile rank			87	1	11	1													
# of funds in category			129	117	103	50											11-30-2023	-	-
American Funds 2020 Trgt Date Retire R6	RRCTX	Target Date	10.46	2.84	6.89	5.78	✓	9.96	-	12.01	✓	-	✓	0.31	✓	2	-	-	
percentile rank			85	1	21	1													
# of funds in category			182	158	143	74											11-30-2023	-	-
American Funds 2025 Trgt Date Retire R6	RFDTX	Target Date	11.94	2.87	7.84	6.41	✓	10.74	-	12.01	✓	-	✓	0.32	✓	3	-	Low Risk	
percentile rank			73	4	9	4													
# of funds in category			278	248	216	126											11-30-2023	-	06-30-2022
American Funds 2030 Trgt Date Retire R6	RFETX	Target Date	14.52	3.47	8.90	7.25	✓	12.02	-	12.01	✓	-	✓	0.33	✓	3	-	Low Risk	
percentile rank			55	4	10	1													
# of funds in category			273	247	213	133											11-30-2023	-	12-31-2022
American Funds 2035 Trgt Date Retire R6	RFFTX	Target Date	16.90	4.20	10.39	8.15	✓	13.47	-	12.01	✓	-	✓	0.35	✓	3	-	Low Risk	
percentile rank			40	7	1	1													
# of funds in category			273	236	209	123											11-30-2023	-	12-31-2022
American Funds 2040 Trgt Date Retire R6	RF GTX	Target Date	19.33	4.75	11.17	8.58	✓	14.71	-	12.01	✓	-	✓	0.37	✓	2	-	Low Risk	
percentile rank			17	11	6	1													
# of funds in category			264	236	207	127											11-30-2023	-	12-31-2022
American Funds 2045 Trgt Date Retire R6	RFHTX	Target Date	20.15	4.83	11.35	8.73	✓	15.14	-	12.01	✓	-	✓	0.37	✓	2	-	Low Risk	
percentile rank			21	31	7	1													
# of funds in category			267	237	211	123											11-30-2023	-	12-31-2022
American Funds 2050 Trgt Date Retire R6	RFITX	Target Date	20.83	4.75	11.41	8.77	✓	15.42	-	12.01	✓	-	✓	0.38	✓	2	-	Low Risk	
percentile rank			20	53	6	1													
# of funds in category			266	236	210	129											11-30-2023	-	12-31-2022
American Funds 2055 Trgt Date Retire R6	RFKTX	Target Date	21.40	4.65	11.35	8.73	✓	15.65	-	12.01	✓	-	✓	0.38	✓	2	-	Low Risk	
percentile rank			9	59	17	1													
# of funds in category			262	232	208	109											11-30-2023	-	12-31-2022
American Funds 2060 Trgt Date Retire R6	RFUTX	Target Date	21.61	4.62	11.32	-	✓	15.68	-	8.77	✓	-	✓	0.39	✓	2	-	Low Risk	
percentile rank			10	64	25	-													
# of funds in category			257	224	190	10											11-30-2023	-	12-31-2022

©2024 Morningstar Investment Management LLC. All Rights Reserved. Morningstar Investment Management LLC is a registered investment adviser and subsidiary of Morningstar, Inc. The services are either performed by Morningstar Investment Management or an affiliate. The data shown represents past performance which is no guarantee of future performance. The Morningstar name and logo are registered marks of Morningstar, Inc. This report is not complete without the accompanying disclosure. Please visit https://fiduciaryservices.morningstar.com/Disclosures/Fiduciary_Services_Report_Disclosure.pdf to view these disclosures.



CAPPS RENT A CAR INC 401K SAVINGS

Screens Summary (Data as of 12-31-2023)

⊖ Fund Removed from Approved List
 ! Fund on Watch List

Name	Ticker	Asset Class	Trailing Performance and Risk							Management			Style		Expense		ESG Metrics		
			1 Yr	3 Yr	5 Yr	10 Yr	Pass/ Fail	Std Dev 3 Yr %	Beta 3 Yr %	Tenure	Pass/ Fail	Style Box	Pass/ Fail	Exp Ratio	Pass/ Fail	Sustain. Rating	Commit. Level	Carbon Risk	
																	Updated	Updated	Updated
American Funds 2065 Trgt Date Retire R6	RFVTX	Target Date	21.55	4.65	-	-	✔	15.68	-	4.00	✔	-	✔	0.39	✔	2	-	Low Risk	
<i>percentile rank</i>			11	63	-	-													
<i># of funds in category</i>			229	152	11	-									11-30-2023	-	12-31-2022		

Balanced

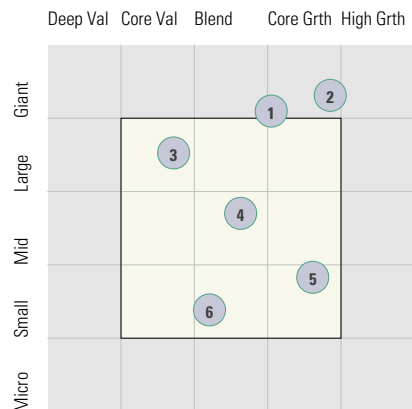
American Funds American Balanced R6	RLBGX	Moderate Allocation	14.37	5.40	9.26	7.88	✔	12.00	-	25.01	✔	-	✔	0.25	✔	2	1-Low	Low Risk
<i>percentile rank</i>			41	14	26	12												
<i># of funds in category</i>			905	850	795	591									11-30-2023	02-15-2022	12-31-2022	

CAPPS RENT A CAR INC 401K SAVINGS

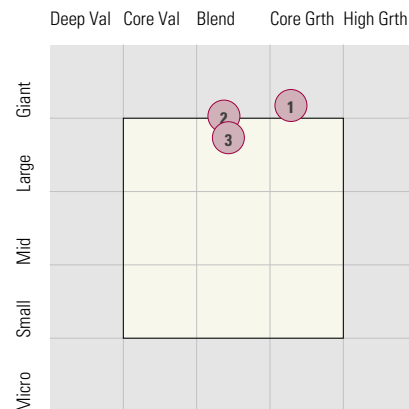
Style Analysis (Data as of 12-31-2023)

Style Analysis

Morningstar Style Box US Stock



Morningstar Style Box Non-US Stock



● US Stock Funds		Super Sectors %			Asset Allocation %			
	Category	Cyclical	Defensive	Sensitive	Cash	US Stock	Foreign	Avg Mkt Cap M\$
1	JPMorgan US Equity R6	28.34	21.50	50.15	2.23	94.39	3.38	255.52
2	MFS Growth R4	27.42	11.69	60.90	1.15	96.07	2.78	394.18
3	Vanguard Value Index Adm	30.30	34.17	35.53	0.16	99.06	0.78	109.24
4	Vanguard Mid Cap Index Admiral	34.17	21.66	44.15	0.75	97.81	1.44	27.67
5	Vanguard Small Cap Growth Index Admiral	25.70	22.19	52.12	2.21	96.83	0.96	6.54
6	Victory Sycamore Small Company Opp I	46.39	11.01	42.61	1.13	96.47	2.40	3.57

● Non-US Stock Funds		Super Sectors %			Regional Exposure %			Market Maturity %		
	Category	Cyclical	Defensive	Sensitive	Americas	Greater Asia	Greater Europe	Developed	EM%	Avg Mkt Cap M\$
1	American Funds New World R6	38.31	22.24	39.44	35.96	39.10	24.94	57.94	42.06	60.60
2	American Funds Intl Gr and Inc R6	35.54	24.92	39.53	15.01	27.74	57.25	86.52	13.48	48.53
3	Vanguard Developed Markets Index Admiral	41.06	21.35	37.60	10.38	36.03	53.58	99.41	0.59	31.81

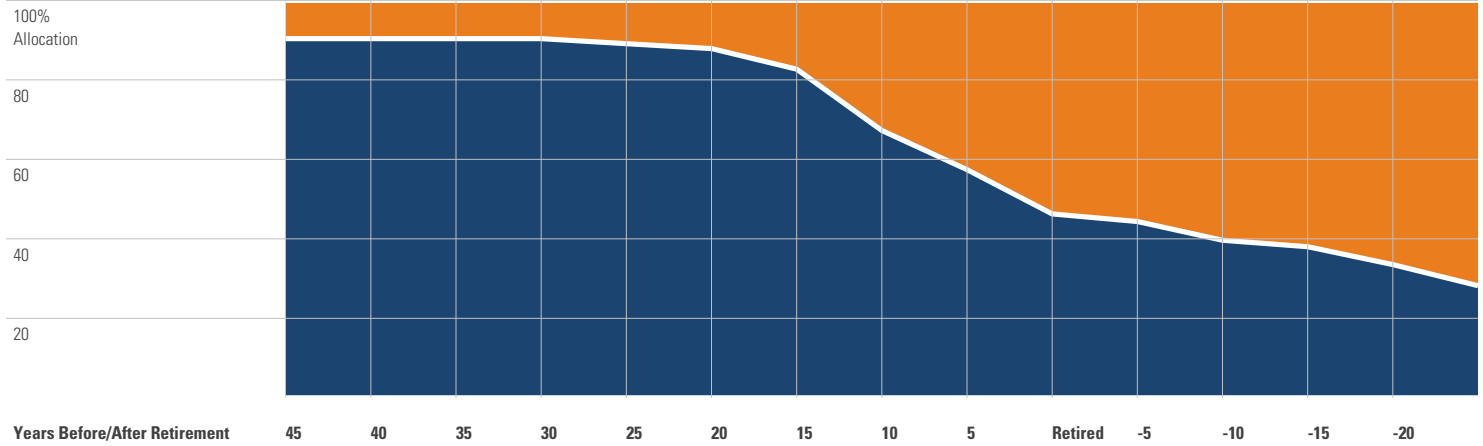
● Fixed Income Funds		Super Sectors %				Other Stats		Credit Quality %		
	Category	US Govt Debt	Mtg	US Credit	Non US	Avg Eff Duration	Inv Grade	Below Inv Grade	NR/NA	
1	BlackRock Inflation Protected Bond Instl	72.41	4.83	2.88	0.00	6.08	97.25	0.08	2.67	
2	Metropolitan West Total Return Bd I	23.82	33.70	28.48	0.00	7.13	90.90	9.01	0.09	
3	PIMCO Income I2	39.78	12.74	8.62	0.00	4.74	82.84	17.16	0.00	
4	PIMCO Short-Term I2	20.84	1.35	45.07	0.00	0.10	99.45	0.55	0.00	

CAPPS RENT A CAR INC 401K SAVINGS

Target Date Analysis (Data as of 12-31-2023)

Target Date Allocation

● Stocks ● Cash ● Bonds ● Other



Target Date Portfolio Data

Asset Allocation %

	Total Stock	US Stock	Non-US Stock	Total Bond	Infl Prot Bond	HY Bond	Cash	Other	Avg Mkt Cap \$M
American Funds 2010 Trgt Date Retire R6	38.42	28.43	9.99	55.71	12.36	3.83	5.32	0.54	102.59
American Funds 2015 Trgt Date Retire R6	40.30	29.65	10.65	53.78	13.82	5.46	5.34	0.57	105.00
American Funds 2020 Trgt Date Retire R6	44.04	32.31	11.73	50.21	14.92	5.15	5.15	0.58	106.17
American Funds 2025 Trgt Date Retire R6	49.08	35.42	13.66	45.23	15.08	3.87	5.11	0.58	103.12
American Funds 2030 Trgt Date Retire R6	58.18	41.94	16.24	36.16	14.63	1.90	5.08	0.59	95.87
American Funds 2035 Trgt Date Retire R6	68.58	49.09	19.49	25.57	15.33	1.52	5.24	0.62	90.56
American Funds 2040 Trgt Date Retire R6	80.02	56.31	23.71	13.94	13.70	0.79	5.39	0.65	86.03
American Funds 2045 Trgt Date Retire R6	83.88	58.70	25.18	10.13	4.66	0.32	5.33	0.65	84.16
American Funds 2050 Trgt Date Retire R6	84.87	59.34	25.53	9.22	4.71	0.20	5.31	0.59	82.58
American Funds 2055 Trgt Date Retire R6	85.59	59.52	26.07	8.62	4.81	0.13	5.23	0.55	80.33
American Funds 2060 Trgt Date Retire R6	85.64	59.59	26.05	8.61	4.83	0.13	5.19	0.56	78.71
American Funds 2065 Trgt Date Retire R6	85.69	59.62	26.07	8.55	4.78	0.13	5.18	0.56	78.78