

CGC INC

Screens Summary (Data as of 12-31-2023)

🚫 Fund Removed from Approved List ⚠️ Fund on Watch List

Name	Ticker	Asset Class	Trailing Performance and Risk				Management			Style		Expense		ESG Metrics				
			1 Yr	3 Yr	5 Yr	10 Yr	Pass/ Fail	Std Dev 3 Yr %	Beta 3 Yr %	Tenure	Pass/ Fail	Style Box	Pass/ Fail	Exp Ratio	Sustain. Rating Updated	Commit. Level Updated	Carbon Risk Updated	
US Stock																		
American Funds Invmt Co of Amer R6	RICGX	Large Blend	28.88	11.05	14.47	10.94	✔️	16.33	-	31.85	✔️	🇺🇸	✔️	0.27	✔️	1	-	Low Risk
<i>percentile rank</i>			11	12	54	46												
<i># of funds in category</i>			1,591	1,445	1,323	996									11-30-2023	-	12-31-2022	
Vanguard 500 Index Admiral	VFIAX	Large Blend Index	26.24	9.96	15.65	11.99	✔️	17.54	-	6.09	✔️	🇺🇸	✔️	0.04	✔️	3	1-Low	Low Risk
<i>percentile rank</i>			27	28	21	10												
<i># of funds in category</i>			1,591	1,445	1,323	996									11-30-2023	02-15-2022	12-31-2022	
American Funds Growth Fund of Amer R6	RGAGX	Large Growth	37.65	4.62	15.27	12.20	✔️	19.92	-	30.18	✔️	🇺🇸	✔️	0.30	✔️	1	1-Low	Low Risk
<i>percentile rank</i>			51	64	60	50												
<i># of funds in category</i>			1,294	1,204	1,115	882									11-30-2023	04-07-2022	12-31-2022	
American Funds Washington Mutual R6	RWMGX	Large Value	17.59	11.65	13.63	10.93	✔️	15.15	-	26.52	✔️	🇺🇸	✖️	0.27	✔️	2	1-Low	Low Risk
<i>percentile rank</i>			79	7	69	46												
<i># of funds in category</i>			1,591	1,445	1,323	996									11-30-2023	02-15-2022	12-31-2022	
Neuberger Berman Mid Cap Growth R6	NRMGX	Mid-Cap Growth	18.53	-1.47	12.38	9.36	✔️	20.87	-	3.96	✔️	🇺🇸	✔️	0.60	✔️	3	-	Medium Risk
<i>percentile rank</i>			67	64	54	52												
<i># of funds in category</i>			603	568	537	434									11-30-2023	-	12-31-2022	
Vanguard Mid-Cap Value Index Admiral	VMVAX	Mid-Cap Value	9.76	9.18	11.31	8.49	✔️	18.77	-	2.45	✖️	🇺🇸	✔️	0.07	✔️	4	1-Low	Medium Risk
<i>percentile rank</i>			77	65	55	27												
<i># of funds in category</i>			421	407	386	295									11-30-2023	02-15-2022	12-31-2022	
State St Russell Sm Cap® Gr Indx NL CI C		Small Growth	18.52	-3.63	9.04	7.02	✔️	22.07	-	14.33	✔️	🇺🇸	✔️	0.05	✔️	3	-	Medium Risk
<i>percentile rank</i>			40	65	78	75												
<i># of funds in category</i>			626	592	555	433									11-30-2023	-	12-31-2022	
Delaware Small Cap Value R6	DVZRX	Small Value	9.67	9.05	10.50	-	✔️	21.80	-	11.51	✔️	🇺🇸	✔️	0.70	✔️	3	-	Medium Risk
<i>percentile rank</i>			92	73	71	-												
<i># of funds in category</i>			510	475	446	352									11-30-2023	-	12-31-2022	
Non-US Stock																		
American Funds New World R6	RNWXG	Diversified Emerging Mkts	16.22	-1.49	8.93	5.51	✔️	16.09	-	24.56	✔️	🇺🇸	✔️	0.57	✔️	3	1-Low	Medium Risk
<i>percentile rank</i>			24	34	9	4												
<i># of funds in category</i>			847	751	687	428									11-30-2023	02-15-2022	12-31-2022	
American Funds Intl Gr and Inc R6	RIGGX	Foreign Large Blend	15.72	2.64	8.33	4.04	✔️	16.69	-	15.26	✔️	🇺🇸	✔️	0.54	✔️	2	1-Low	Low Risk
<i>percentile rank</i>			63	53	31	52												
<i># of funds in category</i>			837	782	710	467									11-30-2023	02-15-2022	12-31-2022	
Invesco Oppenheimer International Gr R6	OIGIX	Foreign Large Growth	21.20	-0.60	9.20	4.22	✔️	21.44	-	27.79	✔️	🇺🇸	✔️	0.69	✔️	4	-	Low Risk
<i>percentile rank</i>			9	43	39	68												
<i># of funds in category</i>			450	423	365	255									11-30-2023	-	12-31-2022	
Vanguard International Value Inv	VTRIX	Foreign Large Value	16.15	3.47	7.77	3.78	✔️	17.31	-	13.60	✔️	🇺🇸	✖️	0.38	✔️	2	-	Medium Risk
<i>percentile rank</i>			71	84	42	37												
<i># of funds in category</i>			403	367	344	223									11-30-2023	-	12-31-2022	
American Funds Capital World Gr&Inc R6	RWIGX	Global Stock	21.22	5.03	11.02	7.59	✔️	16.60	-	17.92	✔️	—	✔️	0.42	✔️	2	1-Low	Low Risk
<i>percentile rank</i>			33	58	45	47												
<i># of funds in category</i>			375	354	314	212									11-30-2023	05-18-2022	12-31-2022	

CGC INC

Screens Summary (Data as of 12-31-2023)

🔴 Fund Removed from Approved List 🟡 Fund on Watch List

Name	Ticker	Asset Class	Trailing Performance and Risk				Management			Style			Expense		ESG Metrics			
			1 Yr	3 Yr	5 Yr	10 Yr	Pass/ Fail	Std Dev 3 Yr %	Beta 3 Yr %	Tenure	Pass/ Fail	Style Box	Pass/ Fail	Exp Ratio	Pass/ Fail	Sustain. Rating Updated	Commit. Level Updated	Carbon Risk Updated
Alternative																		
PIMCO Commodity Real Ret Strat Instl	PCRIX	Commodities Broad Basket	-7.36	10.41	8.78	-0.61	✔️	18.05	-	5.17	✔️	—	—	0.99	✔️	3	-	-
<i>percentile rank</i>			60	63	33	55												
<i># of funds in category</i>			114	109	104	67									06-30-2023	-	-	
Vanguard Real Estate Index Admiral	VGSLX	Real Estate	11.81	5.02	7.33	7.36	✔️	21.73	-	27.65	✔️	—	✔️	0.12	✔️	3	1-Low	Low Risk
<i>percentile rank</i>			52	62	43	44												
<i># of funds in category</i>			265	249	227	166									11-30-2023	02-15-2022	12-31-2022	
Fixed Income																		
PIMCO International Bond (USD-Hdg) Instl	PFORX	Global Bond	9.49	-0.99	2.04	3.45	✔️	4.97	-	9.27	✔️	—	—	0.63	✔️	3	-	-
<i>percentile rank</i>			18	4	13	1												
<i># of funds in category</i>			114	107	101	63									11-30-2023	-	-	
Eaton Vance Income Fund of Boston R6	EIBRX	High Yield Bond	12.15	3.06	5.52	-	✔️	7.89	-	9.16	✔️	—	—	0.66	✔️	-	-	-
<i>percentile rank</i>			55	20	20	-												
<i># of funds in category</i>			706	652	619	465												
Vanguard Inflation-Protected Secs Adm	VAIPX	Inflation-Protected Bond	3.79	-1.12	3.02	2.33	✔️	7.12	-	2.15	❌	—	—	0.10	✔️	3	-	-
<i>percentile rank</i>			52	55	54	20												
<i># of funds in category</i>			234	221	214	152									11-30-2023	-	-	
Baird Aggregate Bond Inst	BAGIX	Intermediate-Term Bond	6.43	-3.14	1.56	2.25	✔️	7.38	-	23.27	✔️	📊	—	0.30	✔️	3	1-Low	-
<i>percentile rank</i>			20	31	18	9												
<i># of funds in category</i>			566	510	457	329									11-30-2023	02-15-2022	-	
PIMCO Income Instl	PIMIX	Multisector Bond	9.32	1.12	3.40	4.44	✔️	6.26	-	16.77	✔️	—	—	0.62	✔️	4	-	-
<i>percentile rank</i>			31	25	38	1												
<i># of funds in category</i>			371	335	284	177									11-30-2023	-	-	
Lincoln Stable Value Account -LNGPA		Stable Value	-	-	-	-	—	-	-	40.69	✔️	—	—	-	—	-	-	-
<i>percentile rank</i>			-	-	-	-												
<i># of funds in category</i>			75	-	-	-												
Federated Hermes Govt Ultrashort R6	FGULX	Ultrashort Bond	5.13	1.85	1.82	-	✔️	0.86	-	26.49	✔️	—	—	0.24	✔️	-	-	-
<i>percentile rank</i>			79	65	77	-												
<i># of funds in category</i>			245	216	195	116												
Target Date																		
Vanguard Target Retirement 2020 Fund	VTWNX	Target Date	12.51	1.47	6.61	5.52	✔️	10.04	-	10.86	✔️	—	✔️	0.08	✔️	3	1-Low	-
<i>percentile rank</i>			38	48	40	19												
<i># of funds in category</i>			182	158	143	74									11-30-2023	02-15-2022	-	
Vanguard Target Retirement 2025 Fund	VTTVX	Target Date	14.55	2.03	7.56	6.10	✔️	11.60	-	10.86	✔️	—	✔️	0.08	✔️	3	1-Low	Low Risk
<i>percentile rank</i>			11	31	28	10												
<i># of funds in category</i>			278	248	216	126									11-30-2023	02-15-2022	12-31-2022	
Vanguard Target Retirement 2030 Fund	VTHRX	Target Date	16.03	2.66	8.37	6.58	✔️	12.65	-	10.86	✔️	—	✔️	0.08	✔️	3	1-Low	Low Risk
<i>percentile rank</i>			14	36	39	20												
<i># of funds in category</i>			273	247	213	133									11-30-2023	02-15-2022	12-31-2022	

CGC INC

Screens Summary (Data as of 12-31-2023)

⊖ Fund Removed from Approved List ⚠ Fund on Watch List

Name	Ticker	Asset Class	Trailing Performance and Risk				Management			Style		Expense		ESG Metrics					
			1 Yr	3 Yr	5 Yr	10 Yr	Pass/ Fail	Std Dev 3 Yr %	Beta 3 Yr %	Tenure	Pass/ Fail	Style Box	Pass/ Fail	Exp Ratio	Pass/ Fail	Sustain. Rating	Commit. Level	Carbon Risk	
																	Updated	Updated	Updated
Vanguard Target Retirement 2035 Fund	VTHX	Target Date	17.14	3.33	9.17	7.06	✔	13.48	-	10.86	✔	—	✔	0.08	✔	3	1-Low	Low Risk	
<i>percentile rank</i>			35	45	49	30													
<i># of funds in category</i>			273	236	209	123									11-30-2023	02-15-2022	12-31-2022		
Vanguard Target Retirement 2040 Fund	VFORX	Target Date	18.34	4.02	9.99	7.52	✔	14.30	-	10.86	✔	—	✔	0.08	✔	3	1-Low	Low Risk	
<i>percentile rank</i>			47	57	49	33													
<i># of funds in category</i>			264	236	207	127									11-30-2023	02-15-2022	12-31-2022		
Vanguard Target Retirement 2045 Fund	VTIVX	Target Date	19.48	4.68	10.76	7.91	✔	15.16	-	10.86	✔	—	✔	0.08	✔	3	1-Low	Low Risk	
<i>percentile rank</i>			46	48	39	26													
<i># of funds in category</i>			267	237	211	123									11-30-2023	02-15-2022	12-31-2022		
Vanguard Target Retirement 2050 Fund	VFIFX	Target Date	20.17	4.91	10.93	7.99	✔	15.53	-	10.86	✔	—	✔	0.08	✔	3	1-Low	Low Risk	
<i>percentile rank</i>			45	41	40	23													
<i># of funds in category</i>			266	236	210	129									11-30-2023	02-15-2022	12-31-2022		
Vanguard Target Retirement 2055 Fund	VFFVX	Target Date	20.16	4.92	10.92	7.97	✔	15.53	-	10.86	✔	—	✔	0.08	✔	3	1-Low	Low Risk	
<i>percentile rank</i>			49	40	43	25													
<i># of funds in category</i>			262	232	208	109									11-30-2023	02-15-2022	12-31-2022		
Vanguard Target Retirement 2060 Fund	VTTSX	Target Date	20.18	4.92	10.92	7.97	✔	15.52	-	10.86	✔	—	✔	0.08	✔	3	1-Low	Low Risk	
<i>percentile rank</i>			54	44	49	1													
<i># of funds in category</i>			257	224	190	10									11-30-2023	02-15-2022	12-31-2022		
Vanguard Target Retirement 2065 Fund	VLXVX	Target Date	20.15	4.95	10.91	-	✔	15.52	-	6.47	✔	—	✔	0.08	✔	3	1-Low	Low Risk	
<i>percentile rank</i>			63	45	85	-													
<i># of funds in category</i>			229	152	11	-									11-30-2023	02-15-2022	12-31-2022		
Vanguard Target Retirement 2070 Fund	VSVNX	Target Date	20.24	-	-	-	—	-	-	1.51	✖	—	✔	0.08	✔	3	-	Low Risk	
<i>percentile rank</i>			58	-	-	-													
<i># of funds in category</i>			229	152	11	-									11-30-2023	-	12-31-2022		
Vanguard Target Retirement Income Fund	VTINX	Target Date	10.74	0.56	4.83	4.09	✔	8.48	-	10.86	✔	—	✔	0.08	✔	3	1-Low	-	
<i>percentile rank</i>			48	42	44	26													
<i># of funds in category</i>			201	183	160	98									11-30-2023	02-15-2022	-		

Balanced

American Funds American Balanced R6	RLBGX	Moderate Allocation	14.37	5.40	9.26	7.88	✔	12.00	-	25.01	✔	—	✔	0.25	✔	2	1-Low	Low Risk
<i>percentile rank</i>			41	14	26	12												
<i># of funds in category</i>			905	850	795	591									11-30-2023	02-15-2022	12-31-2022	

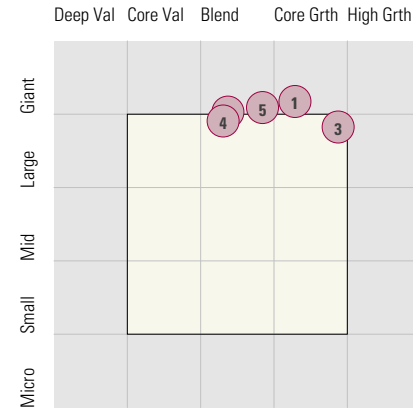
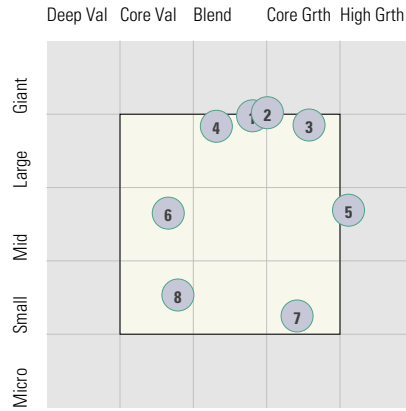
CGC INC

Style Analysis (Data as of 12-31-2023)

Style Analysis

Morningstar Style Box US Stock

Morningstar Style Box Non-US Stock



US Stock Funds

	Category	Super Sectors %			Asset Allocation %			Avg Mkt Cap M\$	
		Cyclical	Defensive	Sensitive	Cash	US Stock	Foreign		
1	American Funds Invmt Co of Amer R6	Large Blend	24.80	22.99	52.21	3.83	87.42	8.60	174.23
2	Vanguard 500 Index Admiral	Large Blend Index	28.24	21.13	50.64	0.27	99.17	0.56	241.88
3	American Funds Growth Fund of Amer R6	Large Growth	28.69	16.71	54.61	6.31	82.96	10.21	136.67
4	American Funds Washington Mutual R6	Large Value	26.43	29.26	44.31	3.12	90.30	6.55	145.74
5	Neuberger Berman Mid Cap Growth R6	Mid-Cap Growth	24.83	20.42	54.77	2.65	94.56	2.80	25.61
6	Vanguard Mid-Cap Value Index Admiral	Mid-Cap Value	42.70	26.97	30.33	0.16	98.41	1.43	25.28
7	State St Russell Sm Cap® Gr Indx NL CI C	Small Growth	22.04	28.61	49.35	0.26	97.86	1.88	3.01
8	Delaware Small Cap Value R6	Small Value	49.12	9.88	41.00	0.50	97.18	2.32	4.21

Non-US Stock Funds

	Category	Super Sectors %			Regional Exposure %			Market Maturity %			
		Cyclical	Defensive	Sensitive	Americas	Greater Asia	Greater Europe	Developed	EM%	Avg Mkt Cap M\$	
1	American Funds New World R6	Diversified Emerging Mkts	38.31	22.24	39.44	35.96	39.10	24.94	57.94	42.06	60.60
2	American Funds Intl Gr and Inc R6	Foreign Large Blend	35.54	24.92	39.53	15.01	27.74	57.25	86.52	13.48	48.53
3	Invesco Oppenheimer International Gr R6	Foreign Large Growth	31.94	24.80	43.26	12.94	15.41	71.66	95.44	4.56	43.05
4	Vanguard International Value Inv	Foreign Large Value	43.43	16.49	40.07	11.72	37.96	50.32	81.26	18.74	32.73
5	American Funds Capital World Gr&Inc R6	Global Stock	28.32	25.88	45.79	56.37	16.77	26.85	92.60	7.40	100.23

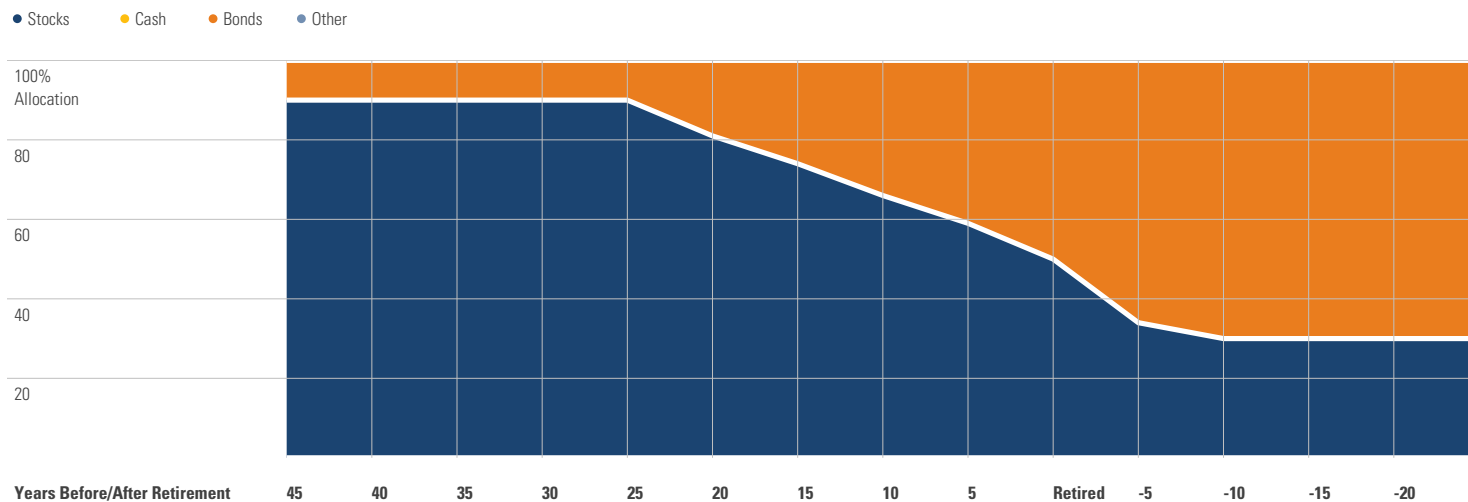
Fixed Income Funds

	Category	Super Sectors %				Avg Eff Duration	Credit Quality %			
		US Govt Debt	Mtg	US Credit	Non US		Inv Grade	Below Inv Grade	NR/NA	
1	PIMCO International Bond (USD-Hdg) Instl	Global Bond	43.73	6.71	3.44	0.00	5.91	97.21	2.79	0.00
2	Eaton Vance Income Fund of Boston R6	High Yield Bond	0.00	0.00	89.80	0.00	3.66	6.17	91.33	2.50
3	Vanguard Inflation-Protected Secs Adm	Inflation-Protected Bond	99.62	0.00	0.00	0.00	6.48	99.91	0.00	0.09
4	Baird Aggregate Bond Inst	Intermediate-Term Bond	22.55	25.51	45.75	0.00	6.15	99.90	0.10	0.00
5	PIMCO Income Instl	Multisector Bond	39.78	12.74	8.62	0.00	4.74	82.84	17.16	0.00
6	Lincoln Stable Value Account -LNGPA	Stable Value	-	-	-	0.00	-	0.00	0.00	-
7	Federated Hermes Govt Ultrashort R6	Ultrashort Bond	3.96	68.84	0.00	0.00	0.57	100.00	0.00	0.00

CGC INC

Target Date Analysis (Data as of 12-31-2023)

Target Date Allocation



Target Date Portfolio Data

	Asset Allocation %								
	Total Stock	US Stock	Non-US Stock	Total Bond	Infl Prot Bond	HY Bond	Cash	Other	Avg Mkt Cap \$M
Vanguard Target Retirement 2020 Fund	39.11	23.44	15.67	58.49	15.34	0.22	2.35	0.04	79.33
Vanguard Target Retirement 2025 Fund	52.55	31.53	21.02	45.14	8.37	0.19	2.27	0.05	79.42
Vanguard Target Retirement 2030 Fund	61.64	37.24	24.40	36.29	0.00	0.17	2.03	0.04	79.98
Vanguard Target Retirement 2035 Fund	68.96	42.13	26.83	28.84	0.00	0.13	2.15	0.05	80.90
Vanguard Target Retirement 2040 Fund	76.25	46.58	29.67	21.79	0.00	0.10	1.90	0.05	80.91
Vanguard Target Retirement 2045 Fund	83.26	50.88	32.38	14.53	0.00	0.07	2.16	0.06	80.93
Vanguard Target Retirement 2050 Fund	88.46	53.23	35.23	9.48	0.00	0.04	1.99	0.07	79.66
Vanguard Target Retirement 2055 Fund	88.38	53.10	35.28	9.58	0.00	0.04	1.96	0.07	79.53
Vanguard Target Retirement 2060 Fund	88.36	53.05	35.31	9.52	0.00	0.04	2.08	0.07	79.48
Vanguard Target Retirement 2065 Fund	88.23	53.00	35.23	9.47	0.00	0.04	2.23	0.07	79.52
Vanguard Target Retirement 2070 Fund	88.52	53.38	35.14	9.88	0.00	0.04	1.54	0.07	79.83
Vanguard Target Retirement Income Fund	29.21	17.50	11.71	68.26	18.43	0.25	2.49	0.04	79.29