

400 CAPITAL MANAGEMENT LLC 401K

Screens Summary (Data as of 12-31-2023)

🔴 Fund Removed from Approved List ⚠️ Fund on Watch List

Name	Ticker	Asset Class	Trailing Performance and Risk				Management			Style		Expense		ESG Metrics				
			1 Yr	3 Yr	5 Yr	10 Yr	Pass/ Fail	Std Dev 3 Yr %	Beta 3 Yr %	Tenure	Pass/ Fail	Style Box	Pass/ Fail	Exp Ratio	Sustain. Rating	Commit. Level	Carbon Risk	
US Stock																		
MFS Massachusetts Investors Tr R6	MITJX	Large Blend	19.55	8.49	14.11	10.78	✔️	16.54	-	5.67	✔️	🏠	✔️	0.37	✔️	4	-	Low Risk
<i>percentile rank</i>			72	62	61	50												
<i># of funds in category</i>			1,591	1,445	1,323	996												
<hr/>																		
Vanguard 500 Index Admiral	VFIAX	Large Blend Index	26.24	9.96	15.65	11.99	✔️	17.54	-	6.09	✔️	🏠	✔️	0.04	✔️	3	1-Low	Low Risk
<i>percentile rank</i>			27	28	21	10												
<i># of funds in category</i>			1,591	1,445	1,323	996												
<hr/>																		
JPMorgan Large Cap Growth R6	JLGMX	Large Growth	34.95	6.23	21.19	15.67	✔️	19.14	-	19.42	✔️	🏠	✔️	0.44	✔️	3	2-Basic	Low Risk
<i>percentile rank</i>			58	46	4	5												
<i># of funds in category</i>			1,294	1,204	1,115	882												
<hr/>																		
American Funds Washington Mutual R6	RWMGX	Large Value	17.59	11.65	13.63	10.93	✔️	15.15	-	26.52	✔️	🏠	✖️	0.27	✔️	2	1-Low	Low Risk
<i>percentile rank</i>			79	7	69	46												
<i># of funds in category</i>			1,591	1,445	1,323	996												
<hr/>																		
Vanguard Mid-Cap Growth Index Admiral	VMGMX	Mid-Cap Growth	23.14	1.82	13.70	10.12	✔️	21.60	-	2.45	✖️	🏠	✔️	0.07	✔️	4	1-Low	Medium Risk
<i>percentile rank</i>			34	33	29	31												
<i># of funds in category</i>			603	568	537	434												
<hr/>																		
Vanguard Mid-Cap Value Index Admiral	VMVAX	Mid-Cap Value	9.76	9.18	11.31	8.49	✔️	18.77	-	2.45	✖️	🏠	✔️	0.07	✔️	4	1-Low	Medium Risk
<i>percentile rank</i>			77	65	55	27												
<i># of funds in category</i>			421	407	386	295												
<hr/>																		
Vanguard Small Cap Growth Index Admiral	VSGAX	Small Growth	21.41	-2.78	10.54	7.86	✔️	21.73	-	19.01	✔️	🏠	✔️	0.07	✔️	4	1-Low	Medium Risk
<i>percentile rank</i>			17	58	54	53												
<i># of funds in category</i>			626	592	555	433												
<hr/>																		
DFA US Small Cap Value I	DFS VX	Small Value	18.91	17.07	14.14	7.99	✔️	22.14	-	11.85	✔️	🏠	✔️	0.30	✔️	2	-	Medium Risk
<i>percentile rank</i>			34	11	18	23												
<i># of funds in category</i>			510	475	446	352												
<hr/>																		
Non-US Stock																		
American Funds New World R6	RNWXG	Diversified Emerging Mkts	16.22	-1.49	8.93	5.51	✔️	16.09	-	24.56	✔️	🏠	✔️	0.57	✔️	3	1-Low	Medium Risk
<i>percentile rank</i>			24	34	9	4												
<i># of funds in category</i>			847	751	687	428												
<hr/>																		
American Funds Intl Gr and Inc R6	RIGGX	Foreign Large Blend	15.72	2.64	8.33	4.04	✔️	16.69	-	15.26	✔️	🏠	✔️	0.54	✔️	2	1-Low	Low Risk
<i>percentile rank</i>			63	53	31	52												
<i># of funds in category</i>			837	782	710	467												
<hr/>																		
Vanguard International Growth Adm	VWILX	Foreign Large Growth	14.81	-7.61	10.62	7.09	✔️	22.73	-	14.02	✔️	🏠	✔️	0.31	✔️	3	-	Low Risk
<i>percentile rank</i>			69	92	18	10												
<i># of funds in category</i>			450	423	365	255												
<hr/>																		
Vanguard International Value Inv	VTRIX	Foreign Large Value	16.15	3.47	7.77	3.78	✔️	17.31	-	13.60	✔️	🏠	✖️	0.38	✔️	2	-	Medium Risk
<i>percentile rank</i>			71	84	42	37												
<i># of funds in category</i>			403	367	344	223												
<hr/>																		
American Funds New Perspective R6	RNPGX	Global Stock	25.01	3.17	13.90	10.10	✔️	18.45	-	23.10	✔️	—	✔️	0.42	✔️	3	2-Basic	Low Risk
<i>percentile rank</i>			37	32	15	11												
<i># of funds in category</i>			372	339	288	197												

400 CAPITAL MANAGEMENT LLC 401K

Screens Summary (Data as of 12-31-2023)

🔴 Fund Removed from Approved List 🟡 Fund on Watch List

Name	Ticker	Asset Class	Trailing Performance and Risk				Management			Style		Expense		ESG Metrics				
			1 Yr	3 Yr	5 Yr	10 Yr	Pass/ Fail	Std Dev 3 Yr %	Beta 3 Yr %	Tenure	Pass/ Fail	Style Box	Pass/ Fail	Exp Ratio	Sustain. Rating	Commit. Level	Carbon Risk	
																Updated	Updated	Updated
Alternative																		
PIMCO Commodity Real Ret Strat Instl	PCRIX	Commodities Broad Basket	-7.36	10.41	8.78	-0.61	✔	18.05	-	5.17	✔	—	—	0.99	✔	3	-	-
<i>percentile rank</i>			60	63	33	55												
<i># of funds in category</i>			114	109	104	67									06-30-2023	-	-	
Neuberger Berman Real Estate R6	NRREX	Real Estate	12.10	5.17	8.74	8.04	✔	21.40	-	18.01	✔	—	✔	0.76	✔	4	-	Low Risk
<i>percentile rank</i>			44	55	16	16												
<i># of funds in category</i>			265	249	227	166									11-30-2023	-	12-31-2022	
Fixed Income																		
PIMCO International Bond (USD-Hdg) Instl	PFORX	Global Bond	9.49	-0.99	2.04	3.45	✔	4.97	-	9.27	✔	—	—	0.63	✔	3	-	-
<i>percentile rank</i>			18	4	13	1												
<i># of funds in category</i>			114	107	101	63									11-30-2023	-	-	
BlackRock High Yield Bond K	BRHYX	High Yield Bond	13.68	2.56	5.72	4.64	✔	8.46	-	14.01	✔	—	—	0.51	✔	-	2-Basic	-
<i>percentile rank</i>			16	29	16	10												
<i># of funds in category</i>			706	652	619	465									-	02-15-2022	-	
Vanguard Inflation-Protected Secs Adm	VAIPX	Inflation-Protected Bond	3.79	-1.12	3.02	2.33	✔	7.12	-	2.15	✖	—	—	0.10	✔	3	-	-
<i>percentile rank</i>			52	55	54	20												
<i># of funds in category</i>			234	221	214	152									11-30-2023	-	-	
Baird Aggregate Bond Inst	BAGIX	Intermediate-Term Bond	6.43	-3.14	1.56	2.25	✔	7.38	-	23.27	✔	📊	—	0.30	✔	3	1-Low	-
<i>percentile rank</i>			20	31	18	9												
<i># of funds in category</i>			566	510	457	329									11-30-2023	02-15-2022	-	
PIMCO Income Instl	PIMIX	Multisector Bond	9.32	1.12	3.40	4.44	✔	6.26	-	16.77	✔	—	—	0.62	✔	4	-	-
<i>percentile rank</i>			31	25	38	1												
<i># of funds in category</i>			371	335	284	177									11-30-2023	-	-	
Lincoln NY Stable Value Account -LYGPA		Stable Value	-	-	-	-	—	-	-	27.27	✔	—	—	-	-	-	-	-
<i>percentile rank</i>			-	-	-	-												
<i># of funds in category</i>			75	-	-	-									-	-	-	
Federated Hermes Govt Ultrashort R6	FGULX	Ultrashort Bond	5.13	1.85	1.82	-	✔	0.86	-	26.49	✔	—	—	0.24	✔	-	-	-
<i>percentile rank</i>			79	65	77	-												
<i># of funds in category</i>			245	216	195	116									-	-	-	
Target Date																		
Vanguard Target Retirement 2020 Fund	VTWNX	Target Date	12.51	1.47	6.61	5.52	✔	10.04	-	10.86	✔	—	✔	0.08	✔	3	1-Low	-
<i>percentile rank</i>			38	48	40	19												
<i># of funds in category</i>			182	158	143	74									11-30-2023	02-15-2022	-	
Vanguard Target Retirement 2025 Fund	VTVX	Target Date	14.55	2.03	7.56	6.10	✔	11.60	-	10.86	✔	—	✔	0.08	✔	3	1-Low	Low Risk
<i>percentile rank</i>			11	31	28	10												
<i># of funds in category</i>			278	248	216	126									11-30-2023	02-15-2022	12-31-2022	
Vanguard Target Retirement 2030 Fund	VTHRX	Target Date	16.03	2.66	8.37	6.58	✔	12.65	-	10.86	✔	—	✔	0.08	✔	3	1-Low	Low Risk
<i>percentile rank</i>			14	36	39	20												
<i># of funds in category</i>			273	247	213	133									11-30-2023	02-15-2022	12-31-2022	

400 CAPITAL MANAGEMENT LLC 401K

Screens Summary (Data as of 12-31-2023)

⊖ Fund Removed from Approved List ⚠ Fund on Watch List

Name	Ticker	Asset Class	Trailing Performance and Risk				Management Style				Expense		ESG Metrics					
			1 Yr	3 Yr	5 Yr	10 Yr	Pass/ Fail	Std Dev 3 Yr %	Beta 3 Yr %	Tenure	Pass/ Fail	Style Box	Pass/ Fail	Exp Ratio	Sustain. Rating	Commit. Level	Carbon Risk	
													Updated	Updated	Updated			
Vanguard Target Retirement 2035 Fund <i>percentile rank</i> <i># of funds in category</i>	VTHX	Target Date	17.14 35 273	3.33 45 236	9.17 49 209	7.06 30 123	✔	13.48	-	10.86	✔	-	✔	0.08	✔	3	1-Low	Low Risk
													11-30-2023	02-15-2022	12-31-2022			
Vanguard Target Retirement 2040 Fund <i>percentile rank</i> <i># of funds in category</i>	VFORX	Target Date	18.34 47 264	4.02 57 236	9.99 49 207	7.52 33 127	✔	14.30	-	10.86	✔	-	✔	0.08	✔	3	1-Low	Low Risk
													11-30-2023	02-15-2022	12-31-2022			
Vanguard Target Retirement 2045 Fund <i>percentile rank</i> <i># of funds in category</i>	VTIVX	Target Date	19.48 46 267	4.68 48 237	10.76 39 211	7.91 26 123	✔	15.16	-	10.86	✔	-	✔	0.08	✔	3	1-Low	Low Risk
													11-30-2023	02-15-2022	12-31-2022			
Vanguard Target Retirement 2050 Fund <i>percentile rank</i> <i># of funds in category</i>	VVIFX	Target Date	20.17 45 266	4.91 41 236	10.93 40 210	7.99 23 129	✔	15.53	-	10.86	✔	-	✔	0.08	✔	3	1-Low	Low Risk
													11-30-2023	02-15-2022	12-31-2022			
Vanguard Target Retirement 2055 Fund <i>percentile rank</i> <i># of funds in category</i>	VFFVX	Target Date	20.16 49 262	4.92 40 232	10.92 43 208	7.97 25 109	✔	15.53	-	10.86	✔	-	✔	0.08	✔	3	1-Low	Low Risk
													11-30-2023	02-15-2022	12-31-2022			
Vanguard Target Retirement 2060 Fund <i>percentile rank</i> <i># of funds in category</i>	VTTSX	Target Date	20.18 54 257	4.92 44 224	10.92 49 190	7.97 1 10	✔	15.52	-	10.86	✔	-	✔	0.08	✔	3	1-Low	Low Risk
													11-30-2023	02-15-2022	12-31-2022			
Vanguard Target Retirement 2065 Fund <i>percentile rank</i> <i># of funds in category</i>	VLXVX	Target Date	20.15 63 229	4.95 45 152	10.91 85 11	- - -	✔	15.52	-	6.47	✔	-	✔	0.08	✔	3	1-Low	Low Risk
													11-30-2023	02-15-2022	12-31-2022			
Vanguard Target Retirement 2070 Fund <i>percentile rank</i> <i># of funds in category</i>	VSVNX	Target Date	20.24 58 229	- - 152	- - 11	- - -	-	-	-	1.51	✖	-	✔	0.08	✔	3	-	Low Risk
													11-30-2023	-	12-31-2022			
Vanguard Target Retirement Income Fund <i>percentile rank</i> <i># of funds in category</i>	VTINX	Target Date	10.74 48 201	0.56 42 183	4.83 44 160	4.09 26 98	✔	8.48	-	10.86	✔	-	✔	0.08	✔	3	1-Low	-
													11-30-2023	02-15-2022	-			

Balanced

Vanguard LifeStrategy Cnsvr Gr Inv <i>percentile rank</i> <i># of funds in category</i>	VSCGX	Target Risk	12.48 11 528	0.46 76 506	5.52 47 469	4.77 21 346	✔	10.09	-	1.85	✖	-	✔	0.12	✔	3	1-Low	-
													11-30-2023	07-19-2023	-			
Vanguard LifeStrategy Growth Inv <i>percentile rank</i> <i># of funds in category</i>	VASGX	Target Risk	18.55 22 366	3.97 55 350	9.83 32 324	7.36 24 250	✔	14.41	-	1.85	✖	-	✔	0.14	✔	3	1-Low	Low Risk
													11-30-2023	07-19-2023	12-31-2022			
Vanguard LifeStrategy Income Inv <i>percentile rank</i> <i># of funds in category</i>	VASIX	Target Risk	9.48 24 179	-1.34 87 169	3.27 62 153	3.36 37 117	✔	8.18	-	1.85	✖	-	✔	0.11	✔	4	1-Low	-
													11-30-2023	07-19-2023	-			
Vanguard LifeStrategy Mod Gr Inv Shrs <i>percentile rank</i> <i># of funds in category</i>	VSMGX	Target Risk	15.49 30 905	2.21 72 850	7.68 61 795	6.09 47 591	✔	12.21	-	1.85	✖	-	✔	0.13	✔	3	1-Low	Low Risk
													11-30-2023	07-19-2023	12-31-2022			

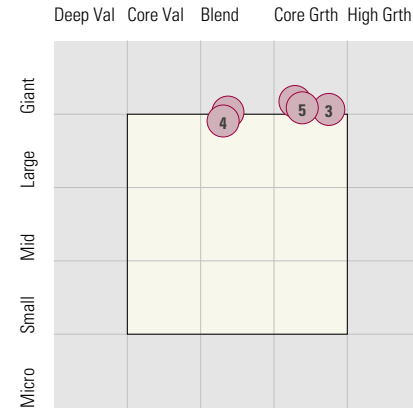
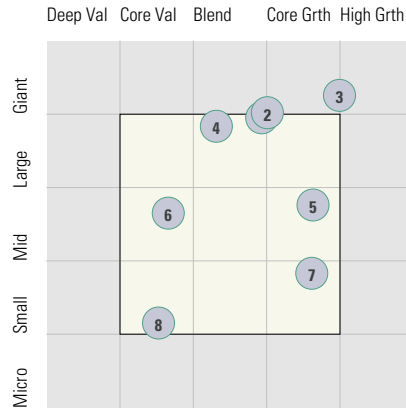
400 CAPITAL MANAGEMENT LLC 401K

Style Analysis (Data as of 12-31-2023)

Style Analysis

Morningstar Style Box US Stock

Morningstar Style Box Non-US Stock



● US Stock Funds			Super Sectors %			Asset Allocation %			
	Category		Cyclical	Defensive	Sensitive	Cash	US Stock	Foreign	Avg Mkt Cap M\$
1	MFS Massachusetts Investors Tr R6	Large Blend	27.68	21.94	50.37	0.53	91.61	7.85	203.75
2	Vanguard 500 Index Admiral	Large Blend Index	28.24	21.13	50.64	0.27	99.17	0.56	241.88
3	JPMorgan Large Cap Growth R6	Large Growth	21.91	11.77	66.31	2.93	93.58	3.49	362.67
4	American Funds Washington Mutual R6	Large Value	26.43	29.26	44.31	3.12	90.30	6.55	145.74
5	Vanguard Mid-Cap Growth Index Admiral	Mid-Cap Growth	24.35	15.40	60.26	0.30	98.24	1.45	30.73
6	Vanguard Mid-Cap Value Index Admiral	Mid-Cap Value	42.70	26.97	30.33	0.16	98.41	1.43	25.28
7	Vanguard Small Cap Growth Index Admiral	Small Growth	25.70	22.19	52.12	2.21	96.83	0.96	6.54
8	DFA US Small Cap Value I	Small Value	49.96	9.71	40.32	1.10	96.43	2.43	2.65

● Non-US Stock Funds			Super Sectors %			Regional Exposure %			Market Maturity %		
	Category		Cyclical	Defensive	Sensitive	Americas	Greater Asia	Greater Europe	Developed	EM%	Avg Mkt Cap M\$
1	American Funds New World R6	Diversified Emerging Mkts	38.31	22.24	39.44	35.96	39.10	24.94	57.94	42.06	60.60
2	American Funds Intl Gr and Inc R6	Foreign Large Blend	35.54	24.92	39.53	15.01	27.74	57.25	86.52	13.48	48.53
3	Vanguard International Growth Adm	Foreign Large Growth	33.48	23.16	43.35	23.74	29.19	47.08	79.91	20.09	54.71
4	Vanguard International Value Inv	Foreign Large Value	43.43	16.49	40.07	11.72	37.96	50.32	81.26	18.74	32.73
5	American Funds New Perspective R6	Global Stock	29.33	24.49	46.18	59.28	10.42	30.29	96.07	3.93	117.31

● Fixed Income Funds			Super Sectors %				Other Stats		Credit Quality %		
	Category		US Govt Debt	Mtg	US Credit	Non US	Avg Eff Duration	Inv Grade	Below Inv Grade	NR/NA	
1	PIMCO International Bond (USD-Hdg) Instl	Global Bond	43.73	6.71	3.44	0.00	5.91	97.21	2.79	0.00	
2	BlackRock High Yield Bond K	High Yield Bond	0.55	0.00	84.55	0.00	3.32	7.34	90.52	2.14	
3	Vanguard Inflation-Protected Secs Adm	Inflation-Protected Bond	99.62	0.00	0.00	0.00	6.48	99.91	0.00	0.09	
4	Baird Aggregate Bond Inst	Intermediate-Term Bond	22.55	25.51	45.75	0.00	6.15	99.90	0.10	0.00	
5	PIMCO Income Instl	Multisector Bond	39.78	12.74	8.62	0.00	4.74	82.84	17.16	0.00	
6	Lincoln NY Stable Value Account -LYGPA	Stable Value	-	-	-	0.00	-	0.00	0.00	-	
7	Federated Hermes Govt Ultrashort R6	Ultrashort Bond	3.96	68.84	0.00	0.00	0.57	100.00	0.00	0.00	

©2024 Morningstar Investment Management LLC. All Rights Reserved. Morningstar Investment Management LLC is a registered investment adviser and subsidiary of Morningstar, Inc. The services are either performed by Morningstar Investment Management or an affiliate. The data shown represents past performance which is no guarantee of future performance. The Morningstar name and logo are registered marks of Morningstar, Inc. This report is not complete without the accompanying disclosure. Please visit https://fiduciaryservices.morningstar.com/Disclosures/Fiduciary_Services_Report_Disclosure.pdf to view these disclosures.

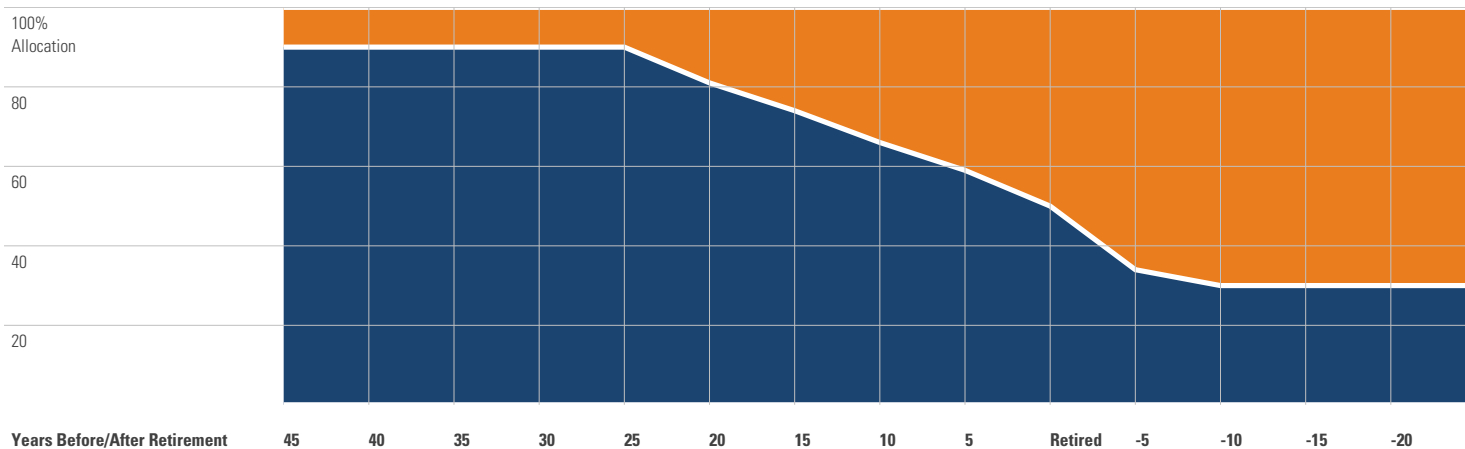


400 CAPITAL MANAGEMENT LLC 401K

Target Date Analysis (Data as of 12-31-2023)

Target Date Allocation

● Stocks ● Cash ● Bonds ● Other



Target Date Portfolio Data

Asset Allocation %

	Total Stock	US Stock	Non-US Stock	Total Bond	Infl Prot Bond	HY Bond	Cash	Other	Avg Mkt Cap \$M
Vanguard Target Retirement 2020 Fund	39.11	23.44	15.67	58.49	15.34	0.22	2.35	0.04	79.33
Vanguard Target Retirement 2025 Fund	52.55	31.53	21.02	45.14	8.37	0.19	2.27	0.05	79.42
Vanguard Target Retirement 2030 Fund	61.64	37.24	24.40	36.29	0.00	0.17	2.03	0.04	79.98
Vanguard Target Retirement 2035 Fund	68.96	42.13	26.83	28.84	0.00	0.13	2.15	0.05	80.90
Vanguard Target Retirement 2040 Fund	76.25	46.58	29.67	21.79	0.00	0.10	1.90	0.05	80.91
Vanguard Target Retirement 2045 Fund	83.26	50.88	32.38	14.53	0.00	0.07	2.16	0.06	80.93
Vanguard Target Retirement 2050 Fund	88.46	53.23	35.23	9.48	0.00	0.04	1.99	0.07	79.66
Vanguard Target Retirement 2055 Fund	88.38	53.10	35.28	9.58	0.00	0.04	1.96	0.07	79.53
Vanguard Target Retirement 2060 Fund	88.36	53.05	35.31	9.52	0.00	0.04	2.08	0.07	79.48
Vanguard Target Retirement 2065 Fund	88.23	53.00	35.23	9.47	0.00	0.04	2.23	0.07	79.52
Vanguard Target Retirement 2070 Fund	88.52	53.38	35.14	9.88	0.00	0.04	1.54	0.07	79.83
Vanguard Target Retirement Income Fund	29.21	17.50	11.71	68.26	18.43	0.25	2.49	0.04	79.29