

# COLUMBIA VALLEY COMMUNITY HEALTH

## Screens Summary (Data as of 12-31-2023)

⊖ Fund Removed from Approved List    ⚠ Fund on Watch List

Name	Ticker	Asset Class	Trailing Performance and Risk				Management			Style		Expense		ESG Metrics				
			1 Yr	3 Yr	5 Yr	10 Yr	Pass/ Fail	Std Dev 3 Yr %	Beta 3 Yr %	Tenure	Pass/ Fail	Style Box	Pass/ Fail	Exp Ratio	Pass/ Fail	Sustain. Rating	Commit. Level	Carbon Risk
															Updated	Updated	Updated	
<b>US Stock</b>																		
JPMorgan US Equity R6	JUEMX	Large Blend	27.35	10.04	17.44	12.56	✓	17.36	-	9.38	✓	☐	✓	0.44	✓	3	2-Basic	Low Risk
percentile rank			17	24	2	2												
# of funds in category			1,591	1,445	1,323	996												
															11-30-2023	03-11-2022	12-31-2022	
Vanguard 500 Index Admiral	VFIAX	Large Blend Index	26.24	9.96	15.65	11.99	✓	17.54	-	6.09	✓	☐	✓	0.04	✓	3	1-Low	Low Risk
percentile rank			27	28	21	10												
# of funds in category			1,591	1,445	1,323	996												
															11-30-2023	02-15-2022	12-31-2022	
MFS Growth R4	MFEJX	Large Growth	36.13	5.04	16.00	12.93	✓	20.18	-	21.76	✓	☐	✓	0.59	✓	4	2-Basic	Low Risk
percentile rank			55	60	50	32												
# of funds in category			1,294	1,204	1,115	882												
															11-30-2023	02-15-2022	12-31-2022	
Vanguard Value Index Adm	VVIAX	Large Value	9.24	10.61	11.73	9.72	✓	15.91	-	29.02	✓	☐	✓	0.05	✓	3	1-Low	Medium Risk
percentile rank			66	36	44	17												
# of funds in category			1,295	1,209	1,150	888												
															11-30-2023	02-15-2022	12-31-2022	
Vanguard Mid-Cap Growth Index Admiral	VMGMX	Mid-Cap Growth	23.14	1.82	13.70	10.12	✓	21.60	-	2.45	✗	☐	✓	0.07	✓	4	1-Low	Medium Risk
percentile rank			34	33	29	31												
# of funds in category			603	568	537	434												
															11-30-2023	02-15-2022	12-31-2022	
Vanguard Mid-Cap Value Index Admiral	VMVAX	Mid-Cap Value	9.76	9.18	11.31	8.49	✓	18.77	-	2.45	✗	☐	✓	0.07	✓	4	1-Low	Medium Risk
percentile rank			77	65	55	27												
# of funds in category			421	407	386	295												
															11-30-2023	02-15-2022	12-31-2022	
Vanguard Small Cap Growth Index Admiral	VSGAX	Small Growth	21.41	-2.78	10.54	7.86	✓	21.73	-	19.01	✓	☐	✓	0.07	✓	4	1-Low	Medium Risk
percentile rank			17	58	54	53												
# of funds in category			626	592	555	433												
															11-30-2023	02-15-2022	12-31-2022	
Vanguard Small Cap Value Index Admiral	VSIAX	Small Value	15.99	10.45	11.85	8.49	✓	20.55	-	7.68	✓	☐	✓	0.07	✓	4	1-Low	Medium Risk
percentile rank			57	50	44	15												
# of funds in category			510	475	446	352												
															11-30-2023	02-15-2022	12-31-2022	
<b>Non-US Stock</b>																		
American Funds New World R6	RNWGX	Diversified Emerging Mkts	16.22	-1.49	8.93	5.51	✓	16.09	-	24.56	✓	☐	✓	0.57	✓	3	1-Low	Medium Risk
percentile rank			24	34	9	4												
# of funds in category			847	751	687	428												
															11-30-2023	02-15-2022	12-31-2022	
American Funds Intl Gr and Inc R6	RIGGX	Foreign Large Blend	15.72	2.64	8.33	4.04	✓	16.69	-	15.26	✓	☐	✓	0.54	✓	2	1-Low	Low Risk
percentile rank			63	53	31	52												
# of funds in category			837	782	710	467												
															11-30-2023	02-15-2022	12-31-2022	
MFS International Growth R4	MGRVX	Foreign Large Growth	14.79	2.19	9.45	6.36	✓	16.95	-	12.00	✓	☐	✓	0.83	✓	4	-	Low Risk
percentile rank			70	16	34	19												
# of funds in category			450	423	365	255												
															11-30-2023	-	12-31-2022	
Vanguard International Value Inv	VTRIX	Foreign Large Value	16.15	3.47	7.77	3.78	✓	17.31	-	13.60	✓	☐	✗	0.38	✓	2	-	Medium Risk
percentile rank			71	84	42	37												
# of funds in category			403	367	344	223												
															11-30-2023	-	12-31-2022	
American Funds New Perspective R6	RNPGX	Global Stock	25.01	3.17	13.90	10.10	✓	18.45	-	23.10	✓	—	✓	0.42	✓	3	2-Basic	Low Risk
percentile rank			37	32	15	11												
# of funds in category			372	339	288	197												
															11-30-2023	02-15-2022	12-31-2022	

# COLUMBIA VALLEY COMMUNITY HEALTH

## Screens Summary (Data as of 12-31-2023)

⊖ Fund Removed from Approved List    ⚠ Fund on Watch List

Name	Ticker	Asset Class	Trailing Performance and Risk				Management			Style			Expense		ESG Metrics			
			1 Yr	3 Yr	5 Yr	10 Yr	Pass/ Fail	Std Dev 3 Yr %	Beta 3 Yr %	Tenure	Pass/ Fail	Style Box	Pass/ Fail	Exp Ratio	Pass/ Fail	Sustain. Rating	Commit. Level	Carbon Risk
<b>Alternative</b>																		
⚠ Invesco Balanced-Risk Commodity Strat R6	IBRFXX	Commodities Broad Basket	-3.27	7.60	7.04	0.26	✔	12.68	-	13.09	✔	-	-	1.12	✔	-	-	-
<i>percentile rank</i>			20	94	64	26												
<i># of funds in category</i>			114	109	104	67												
Vanguard Real Estate Index Admiral	VGSLX	Real Estate	11.81	5.02	7.33	7.36	✔	21.73	-	27.65	✔	-	✔	0.12	✔	3	1-Low	Low Risk
<i>percentile rank</i>			52	62	43	44												
<i># of funds in category</i>			265	249	227	166												
															11-30-2023	02-15-2022	12-31-2022	
<b>Fixed Income</b>																		
PIMCO International Bond (USD-Hdg) I-2	PFBPX	Global Bond	9.38	-1.09	1.93	3.35	✔	4.97	-	9.27	✔	-	-	0.73	✔	3	-	-
<i>percentile rank</i>			21	9	16	3												
<i># of funds in category</i>			114	107	101	63												
															11-30-2023	-	-	
BlackRock High Yield Bond Instl	BHYIX	High Yield Bond	13.57	2.51	5.62	4.55	✔	8.45	-	14.01	✔	-	-	0.60	✔	-	2-Basic	-
<i>percentile rank</i>			16	30	18	12												
<i># of funds in category</i>			706	652	619	465												
															-	02-15-2022	-	
BlackRock Inflation Protected Bond Instl	BPRIX	Inflation-Protected Bond	3.73	-0.98	3.27	2.20	✔	7.32	-	6.88	✔	-	-	0.56	✔	3	-	-
<i>percentile rank</i>			57	48	24	33												
<i># of funds in category</i>			234	221	214	152												
															11-30-2023	-	-	
⚠ Metropolitan West Total Return Bd I	MWTIX	Intermediate-Term Bond	6.00	-3.70	1.23	1.83	✔	8.14	-	26.77	✔	-	-	0.45	✔	4	-	-
<i>percentile rank</i>			62	78	65	59												
<i># of funds in category</i>			698	628	592	414												
															11-30-2023	-	-	
PIMCO Income I2	PONPX	Multisector Bond	9.21	1.02	3.30	4.34	✔	6.26	-	16.77	✔	-	-	0.72	✔	4	-	-
<i>percentile rank</i>			35	26	41	2												
<i># of funds in category</i>			371	335	284	177												
															11-30-2023	-	-	
Federated Hermes Govt Ultrashort IS	FGUSX	Ultrashort Bond	5.10	1.80	1.80	1.27	✖	0.88	-	26.49	✔	-	-	0.26	✔	-	-	-
<i>percentile rank</i>			81	70	77	75												
<i># of funds in category</i>			245	216	195	116												
															-	-	-	
<b>Target Date</b>																		
American Funds 2010 Trgt Date Retire R6	RFTTX	Target Date	8.67	2.58	6.07	5.10	✔	8.78	-	12.01	✔	-	✔	0.29	✔	2	-	-
<i>percentile rank</i>			74	1	11	1												
<i># of funds in category</i>			127	114	105	50												
															11-30-2023	-	-	
American Funds 2015 Trgt Date Retire R6	RFJTX	Target Date	9.57	2.74	6.51	5.39	✔	9.44	-	12.01	✔	-	✖	0.30	✔	2	-	-
<i>percentile rank</i>			87	1	11	1												
<i># of funds in category</i>			129	117	103	50												
															11-30-2023	-	-	
American Funds 2020 Trgt Date Retire R6	RRCTX	Target Date	10.46	2.84	6.89	5.78	✔	9.96	-	12.01	✔	-	✔	0.31	✔	2	-	-
<i>percentile rank</i>			85	1	21	1												
<i># of funds in category</i>			182	158	143	74												
															11-30-2023	-	-	
American Funds 2025 Trgt Date Retire R6	RFDTX	Target Date	11.94	2.87	7.84	6.41	✔	10.74	-	12.01	✔	-	✔	0.32	✔	3	-	Low Risk
<i>percentile rank</i>			73	4	9	4												
<i># of funds in category</i>			278	248	216	126												
															11-30-2023	-	06-30-2022	

# COLUMBIA VALLEY COMMUNITY HEALTH

## Screens Summary (Data as of 12-31-2023)

⊖ Fund Removed from Approved List    ⚠ Fund on Watch List

Name	Ticker	Asset Class	Trailing Performance and Risk								Management		Style		Expense		ESG Metrics		
			1 Yr	3 Yr	5 Yr	10 Yr	Pass/ Fail	Std Dev 3 Yr %	Beta 3 Yr %	Tenure	Pass/ Fail	Style Box	Pass/ Fail	Exp Ratio	Pass/ Fail	Sustain. Rating	Commit. Level	Carbon Risk	
			Updated	Updated	Updated														
American Funds 2030 Trgt Date Retire R6	RFETX	Target Date	14.52	3.47	8.90	7.25	✓	12.02	-	12.01	✓	-	✓	0.33	✓	3	-	Low Risk	
<i>percentile rank</i>			55	4	10	1													
<i># of funds in category</i>			273	247	213	133									11-30-2023	-	12-31-2022		
American Funds 2035 Trgt Date Retire R6	RFETX	Target Date	16.90	4.20	10.39	8.15	✓	13.47	-	12.01	✓	-	✓	0.35	✓	3	-	Low Risk	
<i>percentile rank</i>			40	7	1	1													
<i># of funds in category</i>			273	236	209	123									11-30-2023	-	12-31-2022		
American Funds 2040 Trgt Date Retire R6	RFETX	Target Date	19.33	4.75	11.17	8.58	✓	14.71	-	12.01	✓	-	✓	0.37	✓	2	-	Low Risk	
<i>percentile rank</i>			17	11	6	1													
<i># of funds in category</i>			264	236	207	127									11-30-2023	-	12-31-2022		
American Funds 2045 Trgt Date Retire R6	RFHTX	Target Date	20.15	4.83	11.35	8.73	✓	15.14	-	12.01	✓	-	✓	0.37	✓	2	-	Low Risk	
<i>percentile rank</i>			21	31	7	1													
<i># of funds in category</i>			267	237	211	123									11-30-2023	-	12-31-2022		
American Funds 2050 Trgt Date Retire R6	RFITX	Target Date	20.83	4.75	11.41	8.77	✓	15.42	-	12.01	✓	-	✓	0.38	✓	2	-	Low Risk	
<i>percentile rank</i>			20	53	6	1													
<i># of funds in category</i>			266	236	210	129									11-30-2023	-	12-31-2022		
American Funds 2055 Trgt Date Retire R6	RFKTX	Target Date	21.40	4.65	11.35	8.73	✓	15.65	-	12.01	✓	-	✓	0.38	✓	2	-	Low Risk	
<i>percentile rank</i>			9	59	17	1													
<i># of funds in category</i>			262	232	208	109									11-30-2023	-	12-31-2022		
American Funds 2060 Trgt Date Retire R6	RFUTX	Target Date	21.61	4.62	11.32	-	✓	15.68	-	8.77	✓	-	✓	0.39	✓	2	-	Low Risk	
<i>percentile rank</i>			10	64	25	-													
<i># of funds in category</i>			257	224	190	10									11-30-2023	-	12-31-2022		
American Funds 2065 Trgt Date Retire R6	RFVTX	Target Date	21.55	4.65	-	-	✓	15.68	-	4.00	✓	-	✓	0.39	✓	2	-	Low Risk	
<i>percentile rank</i>			11	63	-	-													
<i># of funds in category</i>			229	152	11	-									11-30-2023	-	12-31-2022		
<b>Balanced</b>																			
Vanguard LifeStrategy Cnsvr Gr Inv	VSCGX	Target Risk	12.48	0.46	5.52	4.77	✓	10.09	-	1.85	✖	-	✓	0.12	✓	3	1-Low	-	
<i>percentile rank</i>			11	76	47	21													
<i># of funds in category</i>			528	506	469	346									11-30-2023	07-19-2023	-		
Vanguard LifeStrategy Growth Inv	VASGX	Target Risk	18.55	3.97	9.83	7.36	✓	14.41	-	1.85	✖	-	✓	0.14	✓	3	1-Low	Low Risk	
<i>percentile rank</i>			22	55	32	24													
<i># of funds in category</i>			366	350	324	250									11-30-2023	07-19-2023	12-31-2022		
Vanguard LifeStrategy Income Inv	VASIX	Target Risk	9.48	-1.34	3.27	3.36	✓	8.18	-	1.85	✖	-	✓	0.11	✓	4	1-Low	-	
<i>percentile rank</i>			24	87	62	37													
<i># of funds in category</i>			179	169	153	117									11-30-2023	07-19-2023	-		
Vanguard LifeStrategy Mod Gr Inv Shrs	VSMGX	Target Risk	15.49	2.21	7.68	6.09	✓	12.21	-	1.85	✖	-	✓	0.13	✓	3	1-Low	Low Risk	
<i>percentile rank</i>			30	72	61	47													
<i># of funds in category</i>			905	850	795	591									11-30-2023	07-19-2023	12-31-2022		

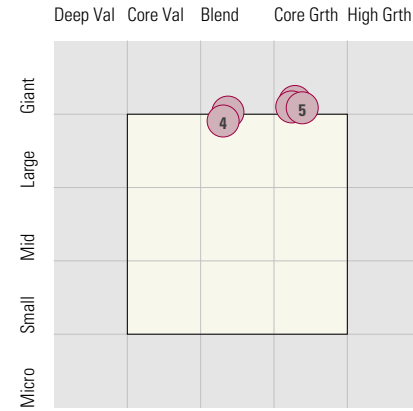
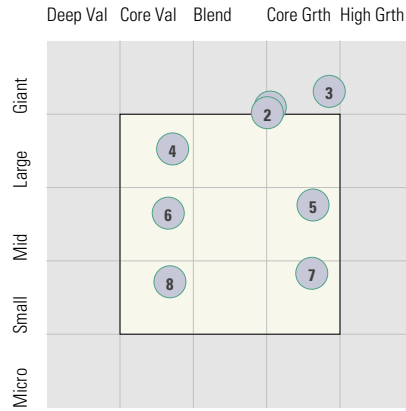
# COLUMBIA VALLEY COMMUNITY HEALTH

## Style Analysis (Data as of 12-31-2023)

### Style Analysis

Morningstar Style Box US Stock

Morningstar Style Box Non-US Stock



#### US Stock Funds

Fund Rank	Fund Name	Category	Super Sectors %			Asset Allocation %			Avg Mkt Cap M\$
			Cyclical	Defensive	Sensitive	Cash	US Stock	Foreign	
1	JPMorgan US Equity R6	Large Blend	28.34	21.50	50.15	2.23	94.39	3.38	255.52
2	Vanguard 500 Index Admiral	Large Blend Index	28.24	21.13	50.64	0.27	99.17	0.56	241.88
3	MFS Growth R4	Large Growth	27.42	11.69	60.90	1.15	96.07	2.78	394.18
4	Vanguard Value Index Adm	Large Value	30.30	34.17	35.53	0.16	99.06	0.78	109.24
5	Vanguard Mid-Cap Growth Index Admiral	Mid-Cap Growth	24.35	15.40	60.26	0.30	98.24	1.45	30.73
6	Vanguard Mid-Cap Value Index Admiral	Mid-Cap Value	42.70	26.97	30.33	0.16	98.41	1.43	25.28
7	Vanguard Small Cap Growth Index Admiral	Small Growth	25.70	22.19	52.12	2.21	96.83	0.96	6.54
8	Vanguard Small Cap Value Index Admiral	Small Value	50.27	14.16	35.57	1.06	98.06	0.88	5.62

#### Non-US Stock Funds

Fund Rank	Fund Name	Category	Super Sectors %			Regional Exposure %			Market Maturity %		
			Cyclical	Defensive	Sensitive	Americas	Greater Asia	Greater Europe	Developed	EM%	Avg Mkt Cap M\$
1	American Funds New World R6	Diversified Emerging Mkts	38.31	22.24	39.44	35.96	39.10	24.94	57.94	42.06	60.60
2	American Funds Intl Gr and Inc R6	Foreign Large Blend	35.54	24.92	39.53	15.01	27.74	57.25	86.52	13.48	48.53
3	MFS International Growth R4	Foreign Large Growth	33.78	28.06	38.15	12.41	28.86	58.72	90.24	9.76	59.79
4	Vanguard International Value Inv	Foreign Large Value	43.43	16.49	40.07	11.72	37.96	50.32	81.26	18.74	32.73
5	American Funds New Perspective R6	Global Stock	29.33	24.49	46.18	59.28	10.42	30.29	96.07	3.93	117.31

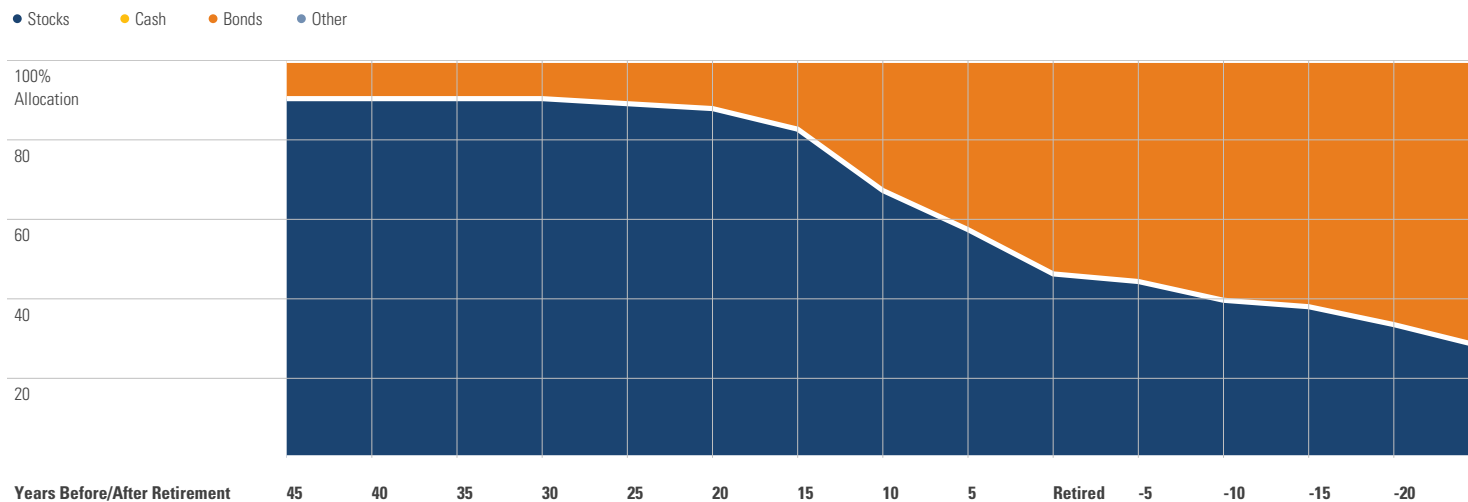
#### Fixed Income Funds

Fund Rank	Fund Name	Category	Super Sectors %				Other Stats	Credit Quality %		
			US Govt Debt	Mtg	US Credit	Non US		Avg Eff Duration	Inv Grade	Below Inv Grade
1	PIMCO International Bond (USD-Hdg) I-2	Global Bond	43.73	6.71	3.44	0.00	5.91	97.21	2.79	0.00
2	BlackRock High Yield Bond Instl	High Yield Bond	0.55	0.00	84.55	0.00	3.32	7.34	90.52	2.14
3	BlackRock Inflation Protected Bond Instl	Inflation-Protected Bond	72.41	4.83	2.88	0.00	6.08	97.25	0.08	2.67
4	Metropolitan West Total Return Bd I	Intermediate-Term Bond	23.82	33.70	28.48	0.00	7.13	90.90	9.01	0.09
5	PIMCO Income I2	Multisector Bond	39.78	12.74	8.62	0.00	4.74	82.84	17.16	0.00
6	Federated Hermes Govt Ultrashort IS	Ultrashort Bond	3.96	68.84	0.00	0.00	0.57	100.00	0.00	0.00

# COLUMBIA VALLEY COMMUNITY HEALTH

## Target Date Analysis (Data as of 12-31-2023)

### Target Date Allocation



### Target Date Portfolio Data

	Asset Allocation %								
	Total Stock	US Stock	Non-US Stock	Total Bond	Infl Prot Bond	HY Bond	Cash	Other	Avg Mkt Cap \$M
American Funds 2010 Trgt Date Retire R6	38.42	28.43	9.99	55.71	12.36	3.83	5.32	0.54	102.59
American Funds 2015 Trgt Date Retire R6	40.30	29.65	10.65	53.78	13.82	5.46	5.34	0.57	105.00
American Funds 2020 Trgt Date Retire R6	44.04	32.31	11.73	50.21	14.92	5.15	5.15	0.58	106.17
American Funds 2025 Trgt Date Retire R6	49.08	35.42	13.66	45.23	15.08	3.87	5.11	0.58	103.12
American Funds 2030 Trgt Date Retire R6	58.18	41.94	16.24	36.16	14.63	1.90	5.08	0.59	95.87
American Funds 2035 Trgt Date Retire R6	68.58	49.09	19.49	25.57	15.33	1.52	5.24	0.62	90.56
American Funds 2040 Trgt Date Retire R6	80.02	56.31	23.71	13.94	13.70	0.79	5.39	0.65	86.03
American Funds 2045 Trgt Date Retire R6	83.88	58.70	25.18	10.13	4.66	0.32	5.33	0.65	84.16
American Funds 2050 Trgt Date Retire R6	84.87	59.34	25.53	9.22	4.71	0.20	5.31	0.59	82.58
American Funds 2055 Trgt Date Retire R6	85.59	59.52	26.07	8.62	4.81	0.13	5.23	0.55	80.33
American Funds 2060 Trgt Date Retire R6	85.64	59.59	26.05	8.61	4.83	0.13	5.19	0.56	78.71
American Funds 2065 Trgt Date Retire R6	85.69	59.62	26.07	8.55	4.78	0.13	5.18	0.56	78.78