

THE DARIEN TELEPHONE COMPANY

Screens Summary (Data as of 12-31-2023)

🚫 Fund Removed from Approved List ⚠️ Fund on Watch List

Name	Ticker	Asset Class	Trailing Performance and Risk						Management Style				Expense		ESG Metrics			
			1 Yr	3 Yr	5 Yr	10 Yr	Pass/ Fail	Std Dev 3 Yr %	Beta 3 Yr %	Tenure	Pass/ Fail	Style Box	Pass/ Fail	Exp Ratio	Pass/ Fail	Sustain. Rating	Commit. Level	Carbon Risk
															Updated	Updated	Updated	
US Stock																		
Vanguard Dividend Growth Inv	VDIGX	Large Blend	8.10	8.68	13.50	10.76	✓	15.01	-	1.50	✘	🇺🇸	✓	0.30	✓	3	2-Basic	Low Risk
<i>percentile rank</i>			97	58	73	51												
<i># of funds in category</i>			1,591	1,445	1,323	996												
															11-30-2023	02-15-2022	12-31-2022	
Vanguard 500 Index Admiral	VFIAX	Large Blend Index	26.24	9.96	15.65	11.99	✓	17.54	-	6.09	✓	🇺🇸	✓	0.04	✓	3	1-Low	Low Risk
<i>percentile rank</i>			27	28	21	10												
<i># of funds in category</i>			1,591	1,445	1,323	996												
															11-30-2023	02-15-2022	12-31-2022	
MFS Growth R6	MFEKX	Large Growth	36.25	5.14	16.10	13.04	✓	20.18	-	21.76	✓	🇺🇸	✓	0.50	✓	4	2-Basic	Low Risk
<i>percentile rank</i>			55	59	47	30												
<i># of funds in category</i>			1,294	1,204	1,115	882												
															11-30-2023	02-15-2022	12-31-2022	
Invesco Diversified Dividend R6	LCEFX	Large Value	9.15	8.75	10.18	7.97	✓	15.19	-	7.85	✓	🇺🇸	✓	0.46	✓	3	-	Medium Risk
<i>percentile rank</i>			67	71	75	65												
<i># of funds in category</i>			1,295	1,209	1,150	888												
															11-30-2023	-	12-31-2022	
MFS Mid Cap Growth R6	OTCKX	Mid-Cap Growth	21.50	-0.18	13.25	11.02	✓	20.09	-	15.12	✓	🇺🇸	✓	0.66	✓	4	2-Basic	Low Risk
<i>percentile rank</i>			45	51	40	11												
<i># of funds in category</i>			603	568	537	434												
															11-30-2023	02-15-2022	12-31-2022	
Vanguard Selected Value Inv	VASVX	Mid-Cap Value	25.33	14.01	15.23	8.78	✓	20.82	-	18.86	✓	🇺🇸	✓	0.38	✓	4	-	Medium Risk
<i>percentile rank</i>			6	14	9	21												
<i># of funds in category</i>			421	407	386	295												
															11-30-2023	-	12-31-2022	
PGIM Jennison Small Company R6	PJSQX	Small Growth	12.02	5.72	14.25	9.24	✓	19.55	-	10.10	✓	🇺🇸	✘	0.69	✓	3	-	Medium Risk
<i>percentile rank</i>			80	7	11	23												
<i># of funds in category</i>			626	592	555	433												
															11-30-2023	-	12-31-2022	
DFA US Small Cap Value I	DFS VX	Small Value	18.91	17.07	14.14	7.99	✓	22.14	-	11.85	✓	🇺🇸	✓	0.30	✓	2	-	Medium Risk
<i>percentile rank</i>			34	11	18	23												
<i># of funds in category</i>			510	475	446	352												
															11-30-2023	-	12-31-2022	
Non-US Stock																		
American Funds New World R6	RNWGX	Diversified Emerging Mkts	16.22	-1.49	8.93	5.51	✓	16.09	-	24.56	✓	🇺🇸	✓	0.57	✓	3	1-Low	Medium Risk
<i>percentile rank</i>			24	34	9	4												
<i># of funds in category</i>			847	751	687	428												
															11-30-2023	02-15-2022	12-31-2022	
American Funds Intl Gr and Inc R6	RIGGX	Foreign Large Blend	15.72	2.64	8.33	4.04	✓	16.69	-	15.26	✓	🇺🇸	✓	0.54	✓	2	1-Low	Low Risk
<i>percentile rank</i>			63	53	31	52												
<i># of funds in category</i>			837	782	710	467												
															11-30-2023	02-15-2022	12-31-2022	
Invesco Oppenheimer International Gr R6	OIGIX	Foreign Large Growth	21.20	-0.60	9.20	4.22	✓	21.44	-	27.79	✓	🇺🇸	✓	0.69	✓	4	-	Low Risk
<i>percentile rank</i>			9	43	39	68												
<i># of funds in category</i>			450	423	365	255												
															11-30-2023	-	12-31-2022	
Vanguard International Value Inv	VTRIX	Foreign Large Value	16.15	3.47	7.77	3.78	✓	17.31	-	13.60	✓	🇺🇸	✘	0.38	✓	2	-	Medium Risk
<i>percentile rank</i>			71	84	42	37												
<i># of funds in category</i>			403	367	344	223												
															11-30-2023	-	12-31-2022	
American Funds Capital World Gr&Inc R6	RWIGX	Global Stock	21.22	5.03	11.02	7.59	✓	16.60	-	17.92	✓	-	✓	0.42	✓	2	1-Low	Low Risk
<i>percentile rank</i>			33	58	45	47												
<i># of funds in category</i>			375	354	314	212												
															11-30-2023	05-18-2022	12-31-2022	

©2024 Morningstar Investment Management LLC. All Rights Reserved. Morningstar Investment Management LLC is a registered investment adviser and subsidiary of Morningstar, Inc. The services are either performed by Morningstar Investment Management or an affiliate. The data shown represents past performance which is no guarantee of future performance. The Morningstar name and logo are registered marks of Morningstar, Inc. This report is not complete without the accompanying disclosure. Please visit https://fiduciaryservices.morningstar.com/Disclosures/Fiduciary_Services_Report_Disclosure.pdf to view these disclosures.



THE DARIEN TELEPHONE COMPANY

Screens Summary (Data as of 12-31-2023)

🔴 Fund Removed from Approved List 🟡 Fund on Watch List

Name	Ticker	Asset Class	Trailing Performance and Risk				Management			Style			Expense		ESG Metrics			
			1 Yr	3 Yr	5 Yr	10 Yr	Pass/ Fail	Std Dev 3 Yr %	Beta 3 Yr %	Tenure	Pass/ Fail	Style Box	Pass/ Fail	Exp Ratio	Pass/ Fail	Sustain. Rating <i>Updated</i>	Commit. Level <i>Updated</i>	Carbon Risk <i>Updated</i>
Alternative																		
PIMCO Commodity Real Ret Strat Instl	PCRIX	Commodities Broad Basket	-7.36	10.41	8.78	-0.61	✔	18.05	-	5.17	✔	—	—	0.99	✔	3	-	-
<i>percentile rank</i>			60	63	33	55												
<i># of funds in category</i>			114	109	104	67									06-30-2023	-	-	
Vanguard Real Estate Index Admiral	VGSLX	Real Estate	11.81	5.02	7.33	7.36	✔	21.73	-	27.65	✔	—	✔	0.12	✔	3	1-Low	Low Risk
<i>percentile rank</i>			52	62	43	44												
<i># of funds in category</i>			265	249	227	166									11-30-2023	02-15-2022	12-31-2022	
Fixed Income																		
PIMCO International Bond (USD-Hdg) Instl	PFORX	Global Bond	9.49	-0.99	2.04	3.45	✔	4.97	-	9.27	✔	—	—	0.63	✔	3	-	-
<i>percentile rank</i>			18	4	13	1												
<i># of funds in category</i>			114	107	101	63									11-30-2023	-	-	
Eaton Vance Income Fund of Boston R6	EIBRX	High Yield Bond	12.15	3.06	5.52	-	✔	7.89	-	9.16	✔	—	—	0.66	✔	-	-	-
<i>percentile rank</i>			55	20	20	-												
<i># of funds in category</i>			706	652	619	465												
Vanguard Inflation-Protected Secs Adm	VAIPX	Inflation-Protected Bond	3.79	-1.12	3.02	2.33	✔	7.12	-	2.15	✖	—	—	0.10	✔	3	-	-
<i>percentile rank</i>			52	55	54	20												
<i># of funds in category</i>			234	221	214	152									11-30-2023	-	-	
Baird Aggregate Bond Inst	BAGIX	Intermediate-Term Bond	6.43	-3.14	1.56	2.25	✔	7.38	-	23.27	✔	☒	—	0.30	✔	3	1-Low	-
<i>percentile rank</i>			20	31	18	9												
<i># of funds in category</i>			566	510	457	329									11-30-2023	02-15-2022	-	
PIMCO Income Instl	PIMIX	Multisector Bond	9.32	1.12	3.40	4.44	✔	6.26	-	16.77	✔	—	—	0.62	✔	4	-	-
<i>percentile rank</i>			31	25	38	1												
<i># of funds in category</i>			371	335	284	177									11-30-2023	-	-	
Lincoln Stable Value Account -LNGPA		Stable Value	-	-	-	-	—	-	-	40.69	✔	—	—	-	—	-	-	-
<i>percentile rank</i>			-	-	-	-												
<i># of funds in category</i>			75	-	-	-												
Federated Hermes Govt Ultrashort R6	FGULX	Ultrashort Bond	5.13	1.85	1.82	-	✔	0.86	-	26.49	✔	—	—	0.24	✔	-	-	-
<i>percentile rank</i>			79	65	77	-												
<i># of funds in category</i>			245	216	195	116												
Target Date																		
American Century One Choice 2025 R6	ARWDX	Target Date	11.58	1.95	6.88	5.40	✔	10.19	-	17.01	✔	—	✔	0.42	✔	3	-	-
<i>percentile rank</i>			81	34	58	56												
<i># of funds in category</i>			278	248	216	126									11-30-2023	-	-	
American Century One Choice 2030 R6	ARCUX	Target Date	12.47	2.04	7.41	5.77	✖	10.99	-	15.60	✔	—	✔	0.44	✔	3	-	-
<i>percentile rank</i>			87	73	81	72												
<i># of funds in category</i>			273	247	213	133									11-30-2023	-	-	
American Century One Choice 2035 R6	ARLDX	Target Date	13.26	2.15	7.97	6.16	✖	11.75	-	17.01	✔	—	✔	0.48	✔	3	-	Low Risk
<i>percentile rank</i>			94	93	91	77												
<i># of funds in category</i>			273	236	209	123									11-30-2023	-	03-31-2022	

THE DARIEN TELEPHONE COMPANY

Screens Summary (Data as of 12-31-2023)

⊖ Fund Removed from Approved List ⚠ Fund on Watch List

Name	Ticker	Asset Class	Trailing Performance and Risk							Management Style			Expense		ESG Metrics				
			1 Yr	3 Yr	5 Yr	10 Yr	Pass/ Fail	Std Dev 3 Yr %	Beta 3 Yr %	Tenure	Pass/ Fail	Style Box	Pass/ Fail	Exp Ratio	Pass/ Fail	Sustain. Rating	Commit. Level	Carbon Risk	
																	Updated	Updated	Updated
American Century One Choice 2040 R6	ARDUX	Target Date	14.01	2.30	8.53	6.58	⊕	12.59	—	15.60	✓	—	✓	0.50	✓	3	—	Low Risk	
<i>percentile rank</i>			<i>93</i>	<i>96</i>	<i>92</i>	<i>82</i>													
<i># of funds in category</i>			<i>264</i>	<i>236</i>	<i>207</i>	<i>127</i>									11-30-2023	—	12-31-2022		
American Century One Choice 2045 R6	ARDOX	Target Date	14.70	2.49	9.14	7.01	✓	13.30	—	17.01	✓	—	✓	0.53	✓	3	—	Low Risk	
<i>percentile rank</i>			<i>97</i>	<i>99</i>	<i>94</i>	<i>72</i>													
<i># of funds in category</i>			<i>267</i>	<i>237</i>	<i>211</i>	<i>123</i>									11-30-2023	—	12-31-2022		
American Century One Choice 2050 R6	ARFEX	Target Date	15.46	2.89	9.83	7.39	✓	14.01	—	15.60	✓	—	✓	0.55	✓	4	—	Low Risk	
<i>percentile rank</i>			<i>97</i>	<i>99</i>	<i>88</i>	<i>60</i>													
<i># of funds in category</i>			<i>266</i>	<i>236</i>	<i>210</i>	<i>129</i>									11-30-2023	—	12-31-2022		
American Century One Choice 2055 R6	AREUX	Target Date	16.10	3.13	10.15	7.60	✓	14.49	—	12.76	✓	—	✓	0.55	✓	4	—	Low Risk	
<i>percentile rank</i>			<i>95</i>	<i>96</i>	<i>84</i>	<i>50</i>													
<i># of funds in category</i>			<i>262</i>	<i>232</i>	<i>208</i>	<i>109</i>									11-30-2023	—	12-31-2022		
American Century One Choice 2060 R6	ARGDX	Target Date	16.48	3.32	10.39	—	⊕	14.80	—	8.26	✓	—	✓	0.55	✓	4	—	Low Risk	
<i>percentile rank</i>			<i>97</i>	<i>96</i>	<i>79</i>	<i>—</i>													
<i># of funds in category</i>			<i>257</i>	<i>224</i>	<i>190</i>	<i>10</i>									11-30-2023	—	12-31-2022		
American Century One Choice 2065 R6	ARHSX	Target Date	16.63	3.41	—	—	⊕	14.94	—	3.27	✓	—	✓	0.57	✓	4	—	Low Risk	
<i>percentile rank</i>			<i>96</i>	<i>92</i>	<i>—</i>	<i>—</i>													
<i># of funds in category</i>			<i>229</i>	<i>152</i>	<i>11</i>	<i>—</i>									11-30-2023	—	12-31-2022		
American Century One Choice In Ret R6	ARDTX	Target Date	11.38	1.96	6.50	4.97	✓	9.79	—	17.01	✓	—	✓	0.40	✓	3	—	—	
<i>percentile rank</i>			<i>17</i>	<i>2</i>	<i>1</i>	<i>1</i>													
<i># of funds in category</i>			<i>201</i>	<i>183</i>	<i>160</i>	<i>98</i>									11-30-2023	—	—		

Balanced

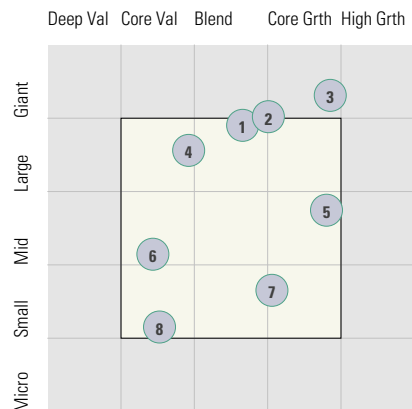
American Funds American Balanced R6	RLBGX	Moderate Allocation	14.37	5.40	9.26	7.88	✓	12.00	—	25.01	✓	—	✓	0.25	✓	2	1-Low	Low Risk
<i>percentile rank</i>			<i>41</i>	<i>14</i>	<i>26</i>	<i>12</i>												
<i># of funds in category</i>			<i>905</i>	<i>850</i>	<i>795</i>	<i>591</i>									11-30-2023	02-15-2022	12-31-2022	

THE DARIEN TELEPHONE COMPANY

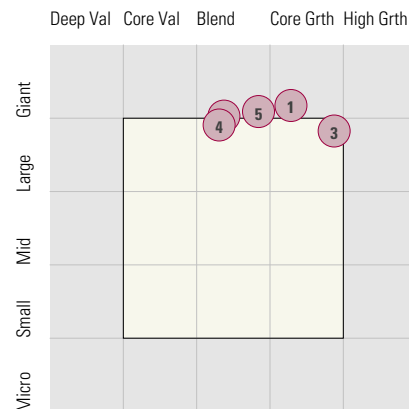
Style Analysis (Data as of 12-31-2023)

Style Analysis

Morningstar Style Box US Stock



Morningstar Style Box Non-US Stock



US Stock Funds

	Category	Super Sectors %			Asset Allocation %			Avg Mkt Cap M\$	
		Cyclical	Defensive	Sensitive	Cash	US Stock	Foreign		
1	Vanguard Dividend Growth Inv	Large Blend	33.94	35.31	30.76	1.44	92.51	6.04	162.71
2	Vanguard 500 Index Admiral	Large Blend Index	28.24	21.13	50.64	0.27	99.17	0.56	241.88
3	MFS Growth R6	Large Growth	27.42	11.69	60.90	1.15	96.07	2.78	394.18
4	Invesco Diversified Dividend R6	Large Value	31.95	33.74	34.32	1.88	91.90	6.22	105.39
5	MFS Mid Cap Growth R6	Mid-Cap Growth	27.16	18.08	54.77	2.76	88.18	9.07	27.18
6	Vanguard Selected Value Inv	Mid-Cap Value	52.45	13.38	34.17	5.21	85.04	9.74	8.60
7	PGIM Jennison Small Company R6	Small Growth	40.39	18.70	40.93	2.55	92.75	4.71	4.76
8	DFA US Small Cap Value I	Small Value	49.96	9.71	40.32	1.10	96.43	2.43	2.65

Non-US Stock Funds

	Category	Super Sectors %			Regional Exposure %			Market Maturity %			
		Cyclical	Defensive	Sensitive	Americas	Greater Asia	Greater Europe	Developed	EM%	Avg Mkt Cap M\$	
1	American Funds New World R6	Diversified Emerging Mkts	38.31	22.24	39.44	35.96	39.10	24.94	57.94	42.06	60.60
2	American Funds Intl Gr and Inc R6	Foreign Large Blend	35.54	24.92	39.53	15.01	27.74	57.25	86.52	13.48	48.53
3	Invesco Oppenheimer International Gr R6	Foreign Large Growth	31.94	24.80	43.26	12.94	15.41	71.66	95.44	4.56	43.05
4	Vanguard International Value Inv	Foreign Large Value	43.43	16.49	40.07	11.72	37.96	50.32	81.26	18.74	32.73
5	American Funds Capital World Gr&Inc R6	Global Stock	28.32	25.88	45.79	56.37	16.77	26.85	92.60	7.40	100.23

Fixed Income Funds

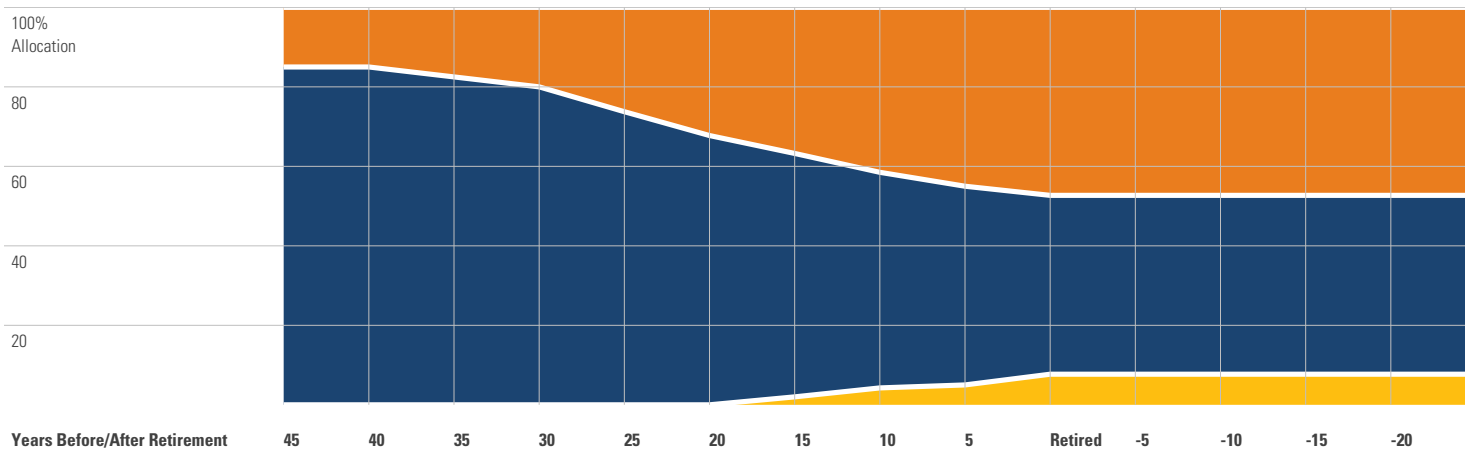
	Category	Super Sectors %				Other Stats		Credit Quality %		
		US Govt Debt	Mtg	US Credit	Non US	Avg Eff Duration	Inv Grade	Below Inv Grade	NR/NA	
1	PIMCO International Bond (USD-Hdg) Instl	Global Bond	43.73	6.71	3.44	0.00	5.91	97.21	2.79	0.00
2	Eaton Vance Income Fund of Boston R6	High Yield Bond	0.00	0.00	89.80	0.00	3.66	6.17	91.33	2.50
3	Vanguard Inflation-Protected Secs Adm	Inflation-Protected Bond	99.62	0.00	0.00	0.00	6.48	99.91	0.00	0.09
4	Baird Aggregate Bond Inst	Intermediate-Term Bond	22.55	25.51	45.75	0.00	6.15	99.90	0.10	0.00
5	PIMCO Income Instl	Multisector Bond	39.78	12.74	8.62	0.00	4.74	82.84	17.16	0.00
6	Lincoln Stable Value Account -LNGPA	Stable Value	-	-	-	0.00	-	0.00	0.00	-
7	Federated Hermes Govt Ultrashort R6	Ultrashort Bond	3.96	68.84	0.00	0.00	0.57	100.00	0.00	0.00

THE DARIEN TELEPHONE COMPANY

Target Date Analysis (Data as of 12-31-2023)

Target Date Allocation

● Stocks ● Cash ● Bonds ● Other



Target Date Portfolio Data

Asset Allocation %

	Total Stock	US Stock	Non-US Stock	Total Bond	Infl Prot Bond	HY Bond	Cash	Other	Avg Mkt Cap \$M
American Century One Choice 2025 R6	42.47	30.23	12.24	54.71	12.33	4.63	2.69	0.13	72.08
American Century One Choice 2030 R6	47.76	33.45	14.31	49.43	11.05	5.16	2.68	0.14	68.79
American Century One Choice 2035 R6	53.43	36.84	16.59	43.82	9.74	5.47	2.61	0.13	64.55
American Century One Choice 2040 R6	60.20	41.03	19.17	37.20	8.04	5.40	2.48	0.13	60.86
American Century One Choice 2045 R6	66.82	45.10	21.72	30.73	6.81	4.91	2.33	0.12	58.15
American Century One Choice 2050 R6	73.55	49.63	23.92	24.19	6.72	3.86	2.16	0.11	57.45
American Century One Choice 2055 R6	79.18	53.44	25.74	18.72	6.57	3.00	2.02	0.09	56.96
American Century One Choice 2060 R6	81.60	55.06	26.54	16.34	6.51	2.61	1.96	0.08	56.84
American Century One Choice 2065 R6	83.63	56.40	27.23	14.38	6.43	2.30	1.91	0.08	56.82
American Century One Choice In Ret R6	41.08	29.42	11.66	56.09	12.63	4.48	2.69	0.14	73.50