

DIMOCK COMMUNITY FOUNDATION 403B

Screens Summary (Data as of 12-31-2023)

⊖ Fund Removed from Approved List ⚠ Fund on Watch List

Name	Ticker	Asset Class	Trailing Performance and Risk				Management			Style		Expense		ESG Metrics				
			1 Yr	3 Yr	5 Yr	10 Yr	Pass/ Fail	Std Dev 3 Yr %	Beta 3 Yr %	Tenure	Pass/ Fail	Style Box	Pass/ Fail	Exp Ratio	Pass/ Fail	Sustain. Rating <i>Updated</i>	Commit. Level <i>Updated</i>	Carbon Risk <i>Updated</i>
US Stock																		
T. Rowe Price Dividend Growth	PRDGX	Large Blend	13.65	8.74	13.93	11.27	✓	15.62	-	23.77	✓	☐	✓	0.64	✓	4	-	Low Risk
<i>percentile rank</i>			90	56	64	38												
<i># of funds in category</i>			1,591	1,445	1,323	996									11-30-2023	-	12-31-2022	
Vanguard 500 Index Admiral	VFIAX	Large Blend Index	26.24	9.96	15.65	11.99	✓	17.54	-	6.09	✓	☐	✓	0.04	✓	3	1-Low	Low Risk
<i>percentile rank</i>			27	28	21	10												
<i># of funds in category</i>			1,591	1,445	1,323	996									11-30-2023	02-15-2022	12-31-2022	
Vanguard Mid Cap Index Admiral	VIMAX	Mid-Cap Blend	15.98	5.49	12.71	9.41	✓	19.20	-	2.45	✗	☐	✓	0.05	✓	4	1-Low	Medium Risk
<i>percentile rank</i>			52	73	31	17												
<i># of funds in category</i>			473	432	403	267									11-30-2023	02-15-2022	12-31-2022	
Vanguard Small Cap Index Adm	VSMAX	Small Blend	18.20	4.66	11.70	8.43	✓	20.32	-	7.68	✓	☐	✓	0.05	✓	4	1-Low	Medium Risk
<i>percentile rank</i>			28	71	37	15												
<i># of funds in category</i>			672	651	614	440									11-30-2023	02-15-2022	12-31-2022	
Non-US Stock																		
American Funds Intl Gr and Inc R6	RIGGX	Foreign Large Blend	15.72	2.64	8.33	4.04	✓	16.69	-	15.26	✓	☐	✓	0.54	✓	2	1-Low	Low Risk
<i>percentile rank</i>			63	53	31	52												
<i># of funds in category</i>			837	782	710	467									11-30-2023	02-15-2022	12-31-2022	
Fixed Income																		
BlackRock Inflation Protected Bond Instl	BPRIX	Inflation-Protected Bond	3.73	-0.98	3.27	2.20	✓	7.32	-	6.88	✓	—	—	0.56	✓	3	-	-
<i>percentile rank</i>			57	48	24	33												
<i># of funds in category</i>			234	221	214	152									11-30-2023	-	-	
Baird Aggregate Bond Inst	BAGIX	Intermediate-Term Bond	6.43	-3.14	1.56	2.25	✓	7.38	-	23.27	✓	☐	—	0.30	✓	3	1-Low	-
<i>percentile rank</i>			20	31	18	9												
<i># of funds in category</i>			566	510	457	329									11-30-2023	02-15-2022	-	
Federated Hermes Govt Ultrashort IS	FGUSX	Ultrashort Bond	5.10	1.80	1.80	1.27	✗	0.88	-	26.49	✓	—	—	0.26	✓	-	-	-
<i>percentile rank</i>			81	70	77	75												
<i># of funds in category</i>			245	216	195	116									-	-	-	
Target Date																		
Vanguard Target Retirement 2020 Fund	VTWNX	Target Date	12.51	1.47	6.61	5.52	✓	10.04	-	10.86	✓	—	✓	0.08	✓	3	1-Low	-
<i>percentile rank</i>			38	48	40	19												
<i># of funds in category</i>			182	158	143	74									11-30-2023	02-15-2022	-	
Vanguard Target Retirement 2025 Fund	VTVX	Target Date	14.55	2.03	7.56	6.10	✓	11.60	-	10.86	✓	—	✓	0.08	✓	3	1-Low	Low Risk
<i>percentile rank</i>			11	31	28	10												
<i># of funds in category</i>			278	248	216	126									11-30-2023	02-15-2022	12-31-2022	
Vanguard Target Retirement 2030 Fund	VTHRX	Target Date	16.03	2.66	8.37	6.58	✓	12.65	-	10.86	✓	—	✓	0.08	✓	3	1-Low	Low Risk
<i>percentile rank</i>			14	36	39	20												
<i># of funds in category</i>			273	247	213	133									11-30-2023	02-15-2022	12-31-2022	

DIMOCK COMMUNITY FOUNDATION 403B

Screens Summary (Data as of 12-31-2023)

⊖ Fund Removed from Approved List ⚠ Fund on Watch List

Name	Ticker	Asset Class	Trailing Performance and Risk				Management			Style		Expense		ESG Metrics				
			1 Yr	3 Yr	5 Yr	10 Yr	Pass/ Fail	Std Dev 3 Yr %	Beta 3 Yr %	Tenure	Pass/ Fail	Style Box	Pass/ Fail	Exp Ratio	Pass/ Fail	Sustain. Rating	Commit. Level	Carbon Risk
															Updated	Updated	Updated	
Vanguard Target Retirement 2035 Fund	VTHX	Target Date	17.14	3.33	9.17	7.06	✓	13.48	—	10.86	✓	—	✓	0.08	✓	3	1-Low	Low Risk
<i>percentile rank</i>			35	45	49	30												
<i># of funds in category</i>			273	236	209	123									11-30-2023	02-15-2022	12-31-2022	
Vanguard Target Retirement 2040 Fund	VFORX	Target Date	18.34	4.02	9.99	7.52	✓	14.30	—	10.86	✓	—	✓	0.08	✓	3	1-Low	Low Risk
<i>percentile rank</i>			47	57	49	33												
<i># of funds in category</i>			264	236	207	127									11-30-2023	02-15-2022	12-31-2022	
Vanguard Target Retirement 2045 Fund	VTIVX	Target Date	19.48	4.68	10.76	7.91	✓	15.16	—	10.86	✓	—	✓	0.08	✓	3	1-Low	Low Risk
<i>percentile rank</i>			46	48	39	26												
<i># of funds in category</i>			267	237	211	123									11-30-2023	02-15-2022	12-31-2022	
Vanguard Target Retirement 2050 Fund	VFIFX	Target Date	20.17	4.91	10.93	7.99	✓	15.53	—	10.86	✓	—	✓	0.08	✓	3	1-Low	Low Risk
<i>percentile rank</i>			45	41	40	23												
<i># of funds in category</i>			266	236	210	129									11-30-2023	02-15-2022	12-31-2022	
Vanguard Target Retirement 2055 Fund	VFFVX	Target Date	20.16	4.92	10.92	7.97	✓	15.53	—	10.86	✓	—	✓	0.08	✓	3	1-Low	Low Risk
<i>percentile rank</i>			49	40	43	25												
<i># of funds in category</i>			262	232	208	109									11-30-2023	02-15-2022	12-31-2022	
Vanguard Target Retirement 2060 Fund	VTTSX	Target Date	20.18	4.92	10.92	7.97	✓	15.52	—	10.86	✓	—	✓	0.08	✓	3	1-Low	Low Risk
<i>percentile rank</i>			54	44	49	1												
<i># of funds in category</i>			257	224	190	10									11-30-2023	02-15-2022	12-31-2022	
Vanguard Target Retirement 2065 Fund	VLXVX	Target Date	20.15	4.95	10.91	—	✓	15.52	—	6.47	✓	—	✓	0.08	✓	3	1-Low	Low Risk
<i>percentile rank</i>			63	45	85	—												
<i># of funds in category</i>			229	152	11	—									11-30-2023	02-15-2022	12-31-2022	
Vanguard Target Retirement 2070 Fund	VSVNX	Target Date	20.24	—	—	—	—	—	—	1.51	✗	—	✓	0.08	✓	3	—	Low Risk
<i>percentile rank</i>			58	—	—	—												
<i># of funds in category</i>			229	152	11	—									11-30-2023	—	12-31-2022	
Vanguard Target Retirement Income Fund	VTINX	Target Date	10.74	0.56	4.83	4.09	✓	8.48	—	10.86	✓	—	✓	0.08	✓	3	1-Low	—
<i>percentile rank</i>			48	42	44	26												
<i># of funds in category</i>			201	183	160	98									11-30-2023	02-15-2022	—	

Balanced

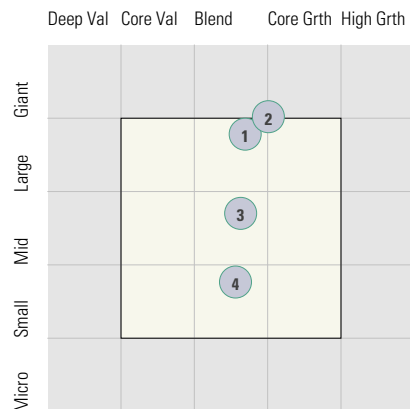
BlackRock Global Allocation Instl	MALOX	Global Allocation	12.62	0.39	7.57	4.80	✓	11.89	—	7.00	✓	☒	✓	0.84	✓	3	—	Low Risk
<i>percentile rank</i>			36	79	21	28												
<i># of funds in category</i>			420	407	396	285									11-30-2023	—	09-30-2022	

DIMOCK COMMUNITY FOUNDATION 403B

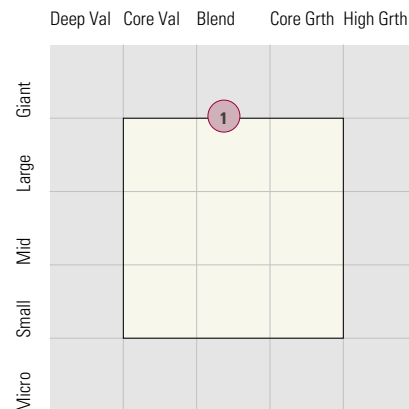
Style Analysis (Data as of 12-31-2023)

Style Analysis

Morningstar Style Box US Stock



Morningstar Style Box Non-US Stock



● US Stock Funds		Super Sectors %			Asset Allocation %			
	Category	Cyclical	Defensive	Sensitive	Cash	US Stock	Foreign	Avg Mkt Cap M\$
1	T. Rowe Price Dividend Growth	29.24	31.16	39.61	2.97	90.81	6.21	134.89
2	Vanguard 500 Index Admiral	28.24	21.13	50.64	0.27	99.17	0.56	241.88
3	Vanguard Mid Cap Index Admiral	34.17	21.66	44.15	0.75	97.81	1.44	27.67
4	Vanguard Small Cap Index Adm	39.61	17.64	42.75	1.53	97.56	0.92	6.01

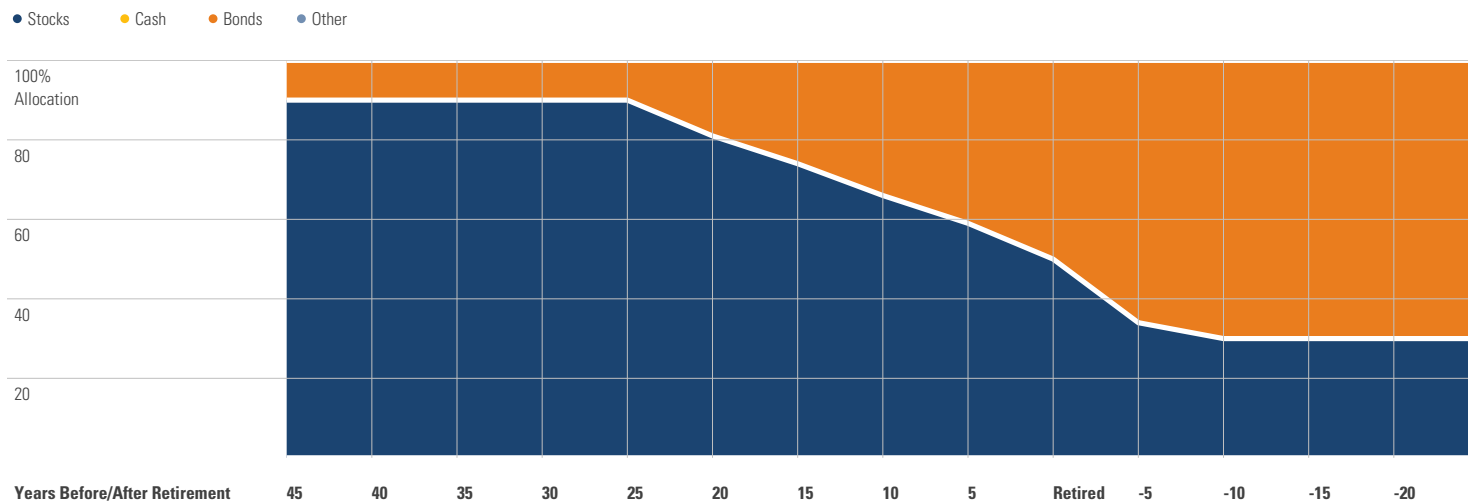
● Non-US Stock Funds		Super Sectors %			Regional Exposure %			Market Maturity %		
	Category	Cyclical	Defensive	Sensitive	Americas	Greater Asia	Greater Europe	Developed	EM%	Avg Mkt Cap M\$
1	American Funds Intl Gr and Inc R6	35.54	24.92	39.53	15.01	27.74	57.25	86.52	13.48	48.53

● Fixed Income Funds		Super Sectors %				Other Stats		Credit Quality %		
	Category	US Govt Debt	Mtg	US Credit	Non US	Avg Eff Duration	Inv Grade	Below Inv Grade	NR/NA	
1	BlackRock Inflation Protected Bond Instl	72.41	4.83	2.88	0.00	6.08	97.25	0.08	2.67	
2	Baird Aggregate Bond Inst	22.55	25.51	45.75	0.00	6.15	99.90	0.10	0.00	
3	Federated Hermes Govt Ultrashort IS	3.96	68.84	0.00	0.00	0.57	100.00	0.00	0.00	

DIMOCK COMMUNITY FOUNDATION 403B

Target Date Analysis (Data as of 12-31-2023)

Target Date Allocation



Target Date Portfolio Data

	Asset Allocation %								
	Total Stock	US Stock	Non-US Stock	Total Bond	Infl Prot Bond	HY Bond	Cash	Other	Avg Mkt Cap \$M
Vanguard Target Retirement 2020 Fund	39.11	23.44	15.67	58.49	15.34	0.22	2.35	0.04	79.33
Vanguard Target Retirement 2025 Fund	52.55	31.53	21.02	45.14	8.37	0.19	2.27	0.05	79.42
Vanguard Target Retirement 2030 Fund	61.64	37.24	24.40	36.29	0.00	0.17	2.03	0.04	79.98
Vanguard Target Retirement 2035 Fund	68.96	42.13	26.83	28.84	0.00	0.13	2.15	0.05	80.90
Vanguard Target Retirement 2040 Fund	76.25	46.58	29.67	21.79	0.00	0.10	1.90	0.05	80.91
Vanguard Target Retirement 2045 Fund	83.26	50.88	32.38	14.53	0.00	0.07	2.16	0.06	80.93
Vanguard Target Retirement 2050 Fund	88.46	53.23	35.23	9.48	0.00	0.04	1.99	0.07	79.66
Vanguard Target Retirement 2055 Fund	88.38	53.10	35.28	9.58	0.00	0.04	1.96	0.07	79.53
Vanguard Target Retirement 2060 Fund	88.36	53.05	35.31	9.52	0.00	0.04	2.08	0.07	79.48
Vanguard Target Retirement 2065 Fund	88.23	53.00	35.23	9.47	0.00	0.04	2.23	0.07	79.52
Vanguard Target Retirement 2070 Fund	88.52	53.38	35.14	9.88	0.00	0.04	1.54	0.07	79.83
Vanguard Target Retirement Income Fund	29.21	17.50	11.71	68.26	18.43	0.25	2.49	0.04	79.29