

# DAN LEPORE AND SONS COMPANY PROFIT

## Screens Summary (Data as of 12-31-2023)

Fund Removed from Approved List Fund on Watch List

| Name                                  | Ticker | Asset Class               | Trailing Performance and Risk |              |              |            | Management |                |             | Style  |            | Expense   |            | ESG Metrics |                 |               |             |             |            |
|---------------------------------------|--------|---------------------------|-------------------------------|--------------|--------------|------------|------------|----------------|-------------|--------|------------|-----------|------------|-------------|-----------------|---------------|-------------|-------------|------------|
|                                       |        |                           | 1 Yr                          | 3 Yr         | 5 Yr         | 10 Yr      | Pass/ Fail | Std Dev 3 Yr % | Beta 3 Yr % | Tenure | Pass/ Fail | Style Box | Pass/ Fail | Exp Ratio   | Sustain. Rating | Commit. Level | Carbon Risk |             |            |
|                                       |        |                           |                               |              |              |            |            |                |             |        |            |           |            |             |                 | Updated       | Updated     | Updated     |            |
| <b>US Stock</b>                       |        |                           |                               |              |              |            |            |                |             |        |            |           |            |             |                 |               |             |             |            |
| T. Rowe Price Dividend Growth         | PRDGX  | Large Blend               | 13.65                         | 8.74         | 13.93        | 11.27      |            | 15.62          | -           | 23.77  |            |           |            | 0.64        |                 | 4             | -           | Low Risk    |            |
| <i>percentile rank</i>                |        |                           | <i>90</i>                     | <i>56</i>    | <i>64</i>    | <i>38</i>  |            |                |             |        |            |           |            |             |                 |               |             |             |            |
| <i># of funds in category</i>         |        |                           | <i>1,591</i>                  | <i>1,445</i> | <i>1,323</i> | <i>996</i> |            |                |             |        |            |           |            |             |                 |               | 11-30-2023  | -           | 12-31-2022 |
| Vanguard 500 Index Admiral            | VFIAX  | Large Blend Index         | 26.24                         | 9.96         | 15.65        | 11.99      |            | 17.54          | -           | 6.09   |            |           |            | 0.04        |                 | 3             | 1-Low       | Low Risk    |            |
| <i>percentile rank</i>                |        |                           | <i>27</i>                     | <i>28</i>    | <i>21</i>    | <i>10</i>  |            |                |             |        |            |           |            |             |                 |               |             |             |            |
| <i># of funds in category</i>         |        |                           | <i>1,591</i>                  | <i>1,445</i> | <i>1,323</i> | <i>996</i> |            |                |             |        |            |           |            |             |                 |               | 11-30-2023  | 02-15-2022  | 12-31-2022 |
| American Funds Growth Fund of Amer R6 | RGAGX  | Large Growth              | 37.65                         | 4.62         | 15.27        | 12.20      |            | 19.92          | -           | 30.18  |            |           |            | 0.30        |                 | 1             | 1-Low       | Low Risk    |            |
| <i>percentile rank</i>                |        |                           | <i>51</i>                     | <i>64</i>    | <i>60</i>    | <i>50</i>  |            |                |             |        |            |           |            |             |                 |               |             |             |            |
| <i># of funds in category</i>         |        |                           | <i>1,294</i>                  | <i>1,204</i> | <i>1,115</i> | <i>882</i> |            |                |             |        |            |           |            |             |                 |               | 11-30-2023  | 04-07-2022  | 12-31-2022 |
| MFS Value R4                          | MELJX  | Large Value               | 8.17                          | 8.48         | 11.53        | 8.68       |            | 15.83          | -           | 17.60  |            |           |            | 0.54        |                 | 3             | 2-Basic     | Low Risk    |            |
| <i>percentile rank</i>                |        |                           | <i>74</i>                     | <i>75</i>    | <i>47</i>    | <i>40</i>  |            |                |             |        |            |           |            |             |                 |               |             |             |            |
| <i># of funds in category</i>         |        |                           | <i>1,295</i>                  | <i>1,209</i> | <i>1,150</i> | <i>888</i> |            |                |             |        |            |           |            |             |                 |               | 11-30-2023  | 02-15-2022  | 12-31-2022 |
| MFS Mid Cap Growth R6                 | OTCKX  | Mid-Cap Growth            | 21.50                         | -0.18        | 13.25        | 11.02      |            | 20.09          | -           | 15.12  |            |           |            | 0.66        |                 | 4             | 2-Basic     | Low Risk    |            |
| <i>percentile rank</i>                |        |                           | <i>45</i>                     | <i>51</i>    | <i>40</i>    | <i>11</i>  |            |                |             |        |            |           |            |             |                 |               |             |             |            |
| <i># of funds in category</i>         |        |                           | <i>603</i>                    | <i>568</i>   | <i>537</i>   | <i>434</i> |            |                |             |        |            |           |            |             |                 |               | 11-30-2023  | 02-15-2022  | 12-31-2022 |
| American Century Mid Cap Value I      | AVUAX  | Mid-Cap Value             | 6.35                          | 9.01         | 11.25        | 8.92       |            | 16.50          | -           | 19.76  |            |           |            | 0.78        |                 | 3             | 1-Low       | Medium Risk |            |
| <i>percentile rank</i>                |        |                           | <i>94</i>                     | <i>68</i>    | <i>57</i>    | <i>18</i>  |            |                |             |        |            |           |            |             |                 |               |             |             |            |
| <i># of funds in category</i>         |        |                           | <i>421</i>                    | <i>407</i>   | <i>386</i>   | <i>295</i> |            |                |             |        |            |           |            |             |                 |               | 11-30-2023  | 02-15-2022  | 12-31-2022 |
| Allspring Small Company Growth Inst   | WSCGX  | Small Growth              | 18.11                         | 1.11         | 10.98        | 8.15       |            | 19.34          | -           | 29.16  |            |           |            | 0.94        |                 | 4             | -           | Low Risk    |            |
| <i>percentile rank</i>                |        |                           | <i>43</i>                     | <i>29</i>    | <i>46</i>    | <i>48</i>  |            |                |             |        |            |           |            |             |                 |               |             |             |            |
| <i># of funds in category</i>         |        |                           | <i>626</i>                    | <i>592</i>   | <i>555</i>   | <i>433</i> |            |                |             |        |            |           |            |             |                 |               | 11-30-2023  | -           | 12-31-2022 |
| Victory Sycamore Small Company Opp I  | VSOIX  | Small Value               | 11.47                         | 9.36         | 11.70        | 9.46       |            | 19.35          | -           | 25.60  |            |           |            | 0.89        |                 | 4             | -           | Medium Risk |            |
| <i>percentile rank</i>                |        |                           | <i>84</i>                     | <i>66</i>    | <i>47</i>    | <i>5</i>   |            |                |             |        |            |           |            |             |                 |               |             |             |            |
| <i># of funds in category</i>         |        |                           | <i>510</i>                    | <i>475</i>   | <i>446</i>   | <i>352</i> |            |                |             |        |            |           |            |             |                 |               | 11-30-2023  | -           | 12-31-2022 |
| <b>Non-US Stock</b>                   |        |                           |                               |              |              |            |            |                |             |        |            |           |            |             |                 |               |             |             |            |
| American Funds New World R6           | RNWGX  | Diversified Emerging Mkts | 16.22                         | -1.49        | 8.93         | 5.51       |            | 16.09          | -           | 24.56  |            |           |            | 0.57        |                 | 3             | 1-Low       | Medium Risk |            |
| <i>percentile rank</i>                |        |                           | <i>24</i>                     | <i>34</i>    | <i>9</i>     | <i>4</i>   |            |                |             |        |            |           |            |             |                 |               |             |             |            |
| <i># of funds in category</i>         |        |                           | <i>847</i>                    | <i>751</i>   | <i>687</i>   | <i>428</i> |            |                |             |        |            |           |            |             |                 |               | 11-30-2023  | 02-15-2022  | 12-31-2022 |
| American Funds Intl Gr and Inc R6     | RIGGX  | Foreign Large Blend       | 15.72                         | 2.64         | 8.33         | 4.04       |            | 16.69          | -           | 15.26  |            |           |            | 0.54        |                 | 2             | 1-Low       | Low Risk    |            |
| <i>percentile rank</i>                |        |                           | <i>63</i>                     | <i>53</i>    | <i>31</i>    | <i>52</i>  |            |                |             |        |            |           |            |             |                 |               |             |             |            |
| <i># of funds in category</i>         |        |                           | <i>837</i>                    | <i>782</i>   | <i>710</i>   | <i>467</i> |            |                |             |        |            |           |            |             |                 |               | 11-30-2023  | 02-15-2022  | 12-31-2022 |
| Vanguard International Growth Adm     | VWILX  | Foreign Large Growth      | 14.81                         | -7.61        | 10.62        | 7.09       |            | 22.73          | -           | 14.02  |            |           |            | 0.31        |                 | 3             | -           | Low Risk    |            |
| <i>percentile rank</i>                |        |                           | <i>69</i>                     | <i>92</i>    | <i>18</i>    | <i>10</i>  |            |                |             |        |            |           |            |             |                 |               |             |             |            |
| <i># of funds in category</i>         |        |                           | <i>450</i>                    | <i>423</i>   | <i>365</i>   | <i>255</i> |            |                |             |        |            |           |            |             |                 |               | 11-30-2023  | -           | 12-31-2022 |
| Vanguard International Value Inv      | VTRIX  | Foreign Large Value       | 16.15                         | 3.47         | 7.77         | 3.78       |            | 17.31          | -           | 13.60  |            |           |            | 0.38        |                 | 2             | -           | Medium Risk |            |
| <i>percentile rank</i>                |        |                           | <i>71</i>                     | <i>84</i>    | <i>42</i>    | <i>37</i>  |            |                |             |        |            |           |            |             |                 |               |             |             |            |
| <i># of funds in category</i>         |        |                           | <i>403</i>                    | <i>367</i>   | <i>344</i>   | <i>223</i> |            |                |             |        |            |           |            |             |                 |               | 11-30-2023  | -           | 12-31-2022 |
| MFS Global Equity R4                  | MWELX  | Global Stock              | 14.49                         | 3.38         | 10.49        | 7.33       |            | 18.38          | -           | 14.26  |            | -         |            | 0.90        |                 | 4             | -           | Low Risk    |            |
| <i>percentile rank</i>                |        |                           | <i>78</i>                     | <i>84</i>    | <i>55</i>    | <i>54</i>  |            |                |             |        |            |           |            |             |                 |               |             |             |            |
| <i># of funds in category</i>         |        |                           | <i>375</i>                    | <i>354</i>   | <i>314</i>   | <i>212</i> |            |                |             |        |            |           |            |             |                 |               | 11-30-2023  | -           | 12-31-2022 |

©2024 Morningstar Investment Management LLC. All Rights Reserved. Morningstar Investment Management LLC is a registered investment adviser and subsidiary of Morningstar, Inc. The services are either performed by Morningstar Investment Management or an affiliate. The data shown represents past performance which is no guarantee of future performance. The Morningstar name and logo are registered marks of Morningstar, Inc. This report is not complete without the accompanying disclosure. Please visit [https://fiduciaryservices.morningstar.com/Disclosures/Fiduciary\\_Services\\_Report\\_Disclosure.pdf](https://fiduciaryservices.morningstar.com/Disclosures/Fiduciary_Services_Report_Disclosure.pdf) to view these disclosures.



# DAN LEPORE AND SONS COMPANY PROFIT

## Screens Summary (Data as of 12-31-2023)

🔴 Fund Removed from Approved List    🟡 Fund on Watch List

| Name                                       | Ticker | Asset Class              | Trailing Performance and Risk |       |      |       | Management |                |             | Style  |            |           | Expense    |           | ESG Metrics |                 |               |             |
|--|--------|--------------------------|-------------------------------|-------|------|-------|------------|----------------|-------------|--------|------------|-----------|------------|-----------|-------------|-----------------|---------------|-------------|
|  |        |                          | 1 Yr                          | 3 Yr  | 5 Yr | 10 Yr | Pass/ Fail | Std Dev 3 Yr % | Beta 3 Yr % | Tenure | Pass/ Fail | Style Box | Pass/ Fail | Exp Ratio | Pass/ Fail  | Sustain. Rating | Commit. Level | Carbon Risk |
|  |        |                          |                               |       |      |       |            |                |             |        |            |           |            |           |             |                 |               |             |
| Alternative                                |        |                          |                               |       |      |       |            |                |             |        |            |           |            |           |             |                 |               |             |
| 🟡 Invesco Balanced-Risk Commodity Strat R6 | IBRFXX | Commodities Broad Basket | -3.27                         | 7.60  | 7.04 | 0.26  | ✔️         | 12.68          | -           | 13.09  | ✔️         | —         | —          | 1.12      | ✔️          | -               | -             | -           |
| <i>percentile rank</i>                     |        |                          | 20                            | 94    | 64   | 26    |            |                |             |        |            |           |            |           |             |                 |               |             |
| <i># of funds in category</i>              |        |                          | 114                           | 109   | 104  | 67    |            |                |             |        |            |           |            |           |             |                 |               |             |
| Vanguard Real Estate Index Admiral         | VGSLX  | Real Estate              | 11.81                         | 5.02  | 7.33 | 7.36  | ✔️         | 21.73          | -           | 27.65  | ✔️         | —         | ✔️         | 0.12      | ✔️          | 3               | 1-Low         | Low Risk    |
| <i>percentile rank</i>                     |        |                          | 52                            | 62    | 43   | 44    |            |                |             |        |            |           |            |           |             |                 |               |             |
| <i># of funds in category</i>              |        |                          | 265                           | 249   | 227  | 166   |            |                |             |        |            |           |            |           |             |                 |               |             |
|  |        |                          |                               |       |      |       |            |                |             |        |            |           |            |           | 11-30-2023  | 02-15-2022      | 12-31-2022    |             |
| Fixed Income                               |        |                          |                               |       |      |       |            |                |             |        |            |           |            |           |             |                 |               |             |
| PIMCO International Bond (USD-Hdg) I-2     | PFBPX  | Global Bond              | 9.38                          | -1.09 | 1.93 | 3.35  | ✔️         | 4.97           | -           | 9.27   | ✔️         | —         | —          | 0.73      | ✔️          | 3               | -             | -           |
| <i>percentile rank</i>                     |        |                          | 21                            | 9     | 16   | 3     |            |                |             |        |            |           |            |           |             |                 |               |             |
| <i># of funds in category</i>              |        |                          | 114                           | 107   | 101  | 63    |            |                |             |        |            |           |            |           |             |                 |               |             |
|  |        |                          |                               |       |      |       |            |                |             |        |            |           |            |           | 11-30-2023  | -               | -             |             |
| Eaton Vance Income Fund of Boston I        | EIBIX  | High Yield Bond          | 12.05                         | 2.96  | 5.43 | 4.39  | ✔️         | 7.85           | -           | 9.16   | ✔️         | —         | —          | 0.75      | ✔️          | -               | -             | -           |
| <i>percentile rank</i>                     |        |                          | 58                            | 22    | 22   | 18    |            |                |             |        |            |           |            |           |             |                 |               |             |
| <i># of funds in category</i>              |        |                          | 706                           | 652   | 619  | 465   |            |                |             |        |            |           |            |           |             |                 |               |             |
|  |        |                          |                               |       |      |       |            |                |             |        |            |           |            |           | -           | -               | -             |             |
| PIMCO Real Return I2                       | PRLPX  | Inflation-Protected Bond | 3.64                          | -1.24 | 3.18 | 2.27  | ✔️         | 7.28           | -           | 4.98   | ✔️         | —         | —          | 0.77      | ✔️          | 3               | -             | -           |
| <i>percentile rank</i>                     |        |                          | 62                            | 60    | 32   | 25    |            |                |             |        |            |           |            |           |             |                 |               |             |
| <i># of funds in category</i>              |        |                          | 234                           | 221   | 214  | 152   |            |                |             |        |            |           |            |           |             |                 |               |             |
|  |        |                          |                               |       |      |       |            |                |             |        |            |           |            |           | 11-30-2023  | -               | -             |             |
| 🟡 Metropolitan West Total Return Bd I      | MWTIX  | Intermediate-Term Bond   | 6.00                          | -3.70 | 1.23 | 1.83  | ✔️         | 8.14           | -           | 26.77  | ✔️         | —         | —          | 0.45      | ✔️          | 4               | -             | -           |
| <i>percentile rank</i>                     |        |                          | 62                            | 78    | 65   | 59    |            |                |             |        |            |           |            |           |             |                 |               |             |
| <i># of funds in category</i>              |        |                          | 698                           | 628   | 592  | 414   |            |                |             |        |            |           |            |           |             |                 |               |             |
|  |        |                          |                               |       |      |       |            |                |             |        |            |           |            |           | 11-30-2023  | -               | -             |             |
| PIMCO Income I2                            | PONPX  | Multisector Bond         | 9.21                          | 1.02  | 3.30 | 4.34  | ✔️         | 6.26           | -           | 16.77  | ✔️         | —         | —          | 0.72      | ✔️          | 4               | -             | -           |
| <i>percentile rank</i>                     |        |                          | 35                            | 26    | 41   | 2     |            |                |             |        |            |           |            |           |             |                 |               |             |
| <i># of funds in category</i>              |        |                          | 371                           | 335   | 284  | 177   |            |                |             |        |            |           |            |           |             |                 |               |             |
|  |        |                          |                               |       |      |       |            |                |             |        |            |           |            |           | 11-30-2023  | -               | -             |             |
| PIMCO Short-Term I2                        | PTSPX  | Ultrashort Bond          | 5.98                          | 1.86  | 2.17 | 1.92  | ✔️         | 1.25           | -           | 13.01  | ✔️         | —         | —          | 0.57      | ⚠️          | 3               | -             | -           |
| <i>percentile rank</i>                     |        |                          | 34                            | 65    | 42   | 14    |            |                |             |        |            |           |            |           |             |                 |               |             |
| <i># of funds in category</i>              |        |                          | 245                           | 216   | 195  | 116   |            |                |             |        |            |           |            |           |             |                 |               |             |
|  |        |                          |                               |       |      |       |            |                |             |        |            |           |            |           | 11-30-2023  | -               | -             |             |
| Target Date                                |        |                          |                               |       |      |       |            |                |             |        |            |           |            |           |             |                 |               |             |
| Vanguard Target Retirement 2020 Fund       | VTWNX  | Target Date              | 12.51                         | 1.47  | 6.61 | 5.52  | ✔️         | 10.04          | -           | 10.86  | ✔️         | —         | ✔️         | 0.08      | ✔️          | 3               | 1-Low         | -           |
| <i>percentile rank</i>                     |        |                          | 38                            | 48    | 40   | 19    |            |                |             |        |            |           |            |           |             |                 |               |             |
| <i># of funds in category</i>              |        |                          | 182                           | 158   | 143  | 74    |            |                |             |        |            |           |            |           |             |                 |               |             |
|  |        |                          |                               |       |      |       |            |                |             |        |            |           |            |           | 11-30-2023  | 02-15-2022      | -             |             |
| Vanguard Target Retirement 2025 Fund       | VTVX   | Target Date              | 14.55                         | 2.03  | 7.56 | 6.10  | ✔️         | 11.60          | -           | 10.86  | ✔️         | —         | ✔️         | 0.08      | ✔️          | 3               | 1-Low         | Low Risk    |
| <i>percentile rank</i>                     |        |                          | 11                            | 31    | 28   | 10    |            |                |             |        |            |           |            |           |             |                 |               |             |
| <i># of funds in category</i>              |        |                          | 278                           | 248   | 216  | 126   |            |                |             |        |            |           |            |           |             |                 |               |             |
|  |        |                          |                               |       |      |       |            |                |             |        |            |           |            |           | 11-30-2023  | 02-15-2022      | 12-31-2022    |             |
| Vanguard Target Retirement 2030 Fund       | VTHRX  | Target Date              | 16.03                         | 2.66  | 8.37 | 6.58  | ✔️         | 12.65          | -           | 10.86  | ✔️         | —         | ✔️         | 0.08      | ✔️          | 3               | 1-Low         | Low Risk    |
| <i>percentile rank</i>                     |        |                          | 14                            | 36    | 39   | 20    |            |                |             |        |            |           |            |           |             |                 |               |             |
| <i># of funds in category</i>              |        |                          | 273                           | 247   | 213  | 133   |            |                |             |        |            |           |            |           |             |                 |               |             |
|  |        |                          |                               |       |      |       |            |                |             |        |            |           |            |           | 11-30-2023  | 02-15-2022      | 12-31-2022    |             |
| Vanguard Target Retirement 2035 Fund       | VTTHX  | Target Date              | 17.14                         | 3.33  | 9.17 | 7.06  | ✔️         | 13.48          | -           | 10.86  | ✔️         | —         | ✔️         | 0.08      | ✔️          | 3               | 1-Low         | Low Risk    |
| <i>percentile rank</i>                     |        |                          | 35                            | 45    | 49   | 30    |            |                |             |        |            |           |            |           |             |                 |               |             |
| <i># of funds in category</i>              |        |                          | 273                           | 236   | 209  | 123   |            |                |             |        |            |           |            |           |             |                 |               |             |
|  |        |                          |                               |       |      |       |            |                |             |        |            |           |            |           | 11-30-2023  | 02-15-2022      | 12-31-2022    |             |

# DAN LEPORE AND SONS COMPANY PROFIT

## Screens Summary (Data as of 12-31-2023)

⊖ Fund Removed from Approved List    ⚠ Fund on Watch List

| Name                                   | Ticker | Asset Class         | Trailing Performance and Risk |      |       |       | Management    |                   |                | Style  |               | Expense      |               | ESG Metrics  |               |                    |                  |                |
|--|--------|---------------------|-------------------------------|------|-------|-------|---------------|-------------------|----------------|--------|---------------|--------------|---------------|--------------|---------------|--------------------|------------------|----------------|
|  |        |                     | 1 Yr                          | 3 Yr | 5 Yr  | 10 Yr | Pass/<br>Fail | Std Dev<br>3 Yr % | Beta 3<br>Yr % | Tenure | Pass/<br>Fail | Style<br>Box | Pass/<br>Fail | Exp<br>Ratio | Pass/<br>Fail | Sustain.<br>Rating | Commit.<br>Level | Carbon<br>Risk |
|  |        |                     |                               |      |       |       |               |                   |                |        |               |              |               |              | Updated       | Updated            | Updated          |                |
| Vanguard Target Retirement 2040 Fund   | VFORX  | Target Date         | 18.34                         | 4.02 | 9.99  | 7.52  | ✔             | 14.30             | —              | 10.86  | ✔             | —            | ✔             | 0.08         | ✔             | 3                  | 1-Low            | Low Risk       |
| <i>percentile rank</i>                 |        |                     | 47                            | 57   | 49    | 33    |               |                   |                |        |               |              |               |              |               |                    |                  |                |
| <i># of funds in category</i>          |        |                     | 264                           | 236  | 207   | 127   |               |                   |                |        |               |              |               |              | 11-30-2023    | 02-15-2022         | 12-31-2022       |                |
| Vanguard Target Retirement 2045 Fund   | VTIVX  | Target Date         | 19.48                         | 4.68 | 10.76 | 7.91  | ✔             | 15.16             | —              | 10.86  | ✔             | —            | ✔             | 0.08         | ✔             | 3                  | 1-Low            | Low Risk       |
| <i>percentile rank</i>                 |        |                     | 46                            | 48   | 39    | 26    |               |                   |                |        |               |              |               |              |               |                    |                  |                |
| <i># of funds in category</i>          |        |                     | 267                           | 237  | 211   | 123   |               |                   |                |        |               |              |               |              | 11-30-2023    | 02-15-2022         | 12-31-2022       |                |
| Vanguard Target Retirement 2050 Fund   | VFIX   | Target Date         | 20.17                         | 4.91 | 10.93 | 7.99  | ✔             | 15.53             | —              | 10.86  | ✔             | —            | ✔             | 0.08         | ✔             | 3                  | 1-Low            | Low Risk       |
| <i>percentile rank</i>                 |        |                     | 45                            | 41   | 40    | 23    |               |                   |                |        |               |              |               |              |               |                    |                  |                |
| <i># of funds in category</i>          |        |                     | 266                           | 236  | 210   | 129   |               |                   |                |        |               |              |               |              | 11-30-2023    | 02-15-2022         | 12-31-2022       |                |
| Vanguard Target Retirement 2055 Fund   | VFFVX  | Target Date         | 20.16                         | 4.92 | 10.92 | 7.97  | ✔             | 15.53             | —              | 10.86  | ✔             | —            | ✔             | 0.08         | ✔             | 3                  | 1-Low            | Low Risk       |
| <i>percentile rank</i>                 |        |                     | 49                            | 40   | 43    | 25    |               |                   |                |        |               |              |               |              |               |                    |                  |                |
| <i># of funds in category</i>          |        |                     | 262                           | 232  | 208   | 109   |               |                   |                |        |               |              |               |              | 11-30-2023    | 02-15-2022         | 12-31-2022       |                |
| Vanguard Target Retirement 2060 Fund   | VTTX   | Target Date         | 20.18                         | 4.92 | 10.92 | 7.97  | ✔             | 15.52             | —              | 10.86  | ✔             | —            | ✔             | 0.08         | ✔             | 3                  | 1-Low            | Low Risk       |
| <i>percentile rank</i>                 |        |                     | 54                            | 44   | 49    | 1     |               |                   |                |        |               |              |               |              |               |                    |                  |                |
| <i># of funds in category</i>          |        |                     | 257                           | 224  | 190   | 10    |               |                   |                |        |               |              |               |              | 11-30-2023    | 02-15-2022         | 12-31-2022       |                |
| Vanguard Target Retirement 2065 Fund   | VLXVX  | Target Date         | 20.15                         | 4.95 | 10.91 | —     | ✔             | 15.52             | —              | 6.47   | ✔             | —            | ✔             | 0.08         | ✔             | 3                  | 1-Low            | Low Risk       |
| <i>percentile rank</i>                 |        |                     | 63                            | 45   | 85    | —     |               |                   |                |        |               |              |               |              |               |                    |                  |                |
| <i># of funds in category</i>          |        |                     | 229                           | 152  | 11    | —     |               |                   |                |        |               |              |               |              | 11-30-2023    | 02-15-2022         | 12-31-2022       |                |
| Vanguard Target Retirement 2070 Fund   | VSVNX  | Target Date         | 20.24                         | —    | —     | —     | —             | —                 | —              | 1.51   | ✖             | —            | ✔             | 0.08         | ✔             | 3                  | —                | Low Risk       |
| <i>percentile rank</i>                 |        |                     | 58                            | —    | —     | —     |               |                   |                |        |               |              |               |              |               |                    |                  |                |
| <i># of funds in category</i>          |        |                     | 229                           | 152  | 11    | —     |               |                   |                |        |               |              |               |              | 11-30-2023    | —                  | 12-31-2022       |                |
| Vanguard Target Retirement Income Fund | VTINX  | Target Date         | 10.74                         | 0.56 | 4.83  | 4.09  | ✔             | 8.48              | —              | 10.86  | ✔             | —            | ✔             | 0.08         | ✔             | 3                  | 1-Low            | —              |
| <i>percentile rank</i>                 |        |                     | 48                            | 42   | 44    | 26    |               |                   |                |        |               |              |               |              |               |                    |                  |                |
| <i># of funds in category</i>          |        |                     | 201                           | 183  | 160   | 98    |               |                   |                |        |               |              |               |              | 11-30-2023    | 02-15-2022         | —                |                |
| <b>Balanced</b>                        |        |                     |                               |      |       |       |               |                   |                |        |               |              |               |              |               |                    |                  |                |
| American Funds American Balanced R6    | RLBGX  | Moderate Allocation | 14.37                         | 5.40 | 9.26  | 7.88  | ✔             | 12.00             | —              | 25.01  | ✔             | —            | ✔             | 0.25         | ✔             | 2                  | 1-Low            | Low Risk       |
| <i>percentile rank</i>                 |        |                     | 41                            | 14   | 26    | 12    |               |                   |                |        |               |              |               |              |               |                    |                  |                |
| <i># of funds in category</i>          |        |                     | 905                           | 850  | 795   | 591   |               |                   |                |        |               |              |               |              | 11-30-2023    | 02-15-2022         | 12-31-2022       |                |

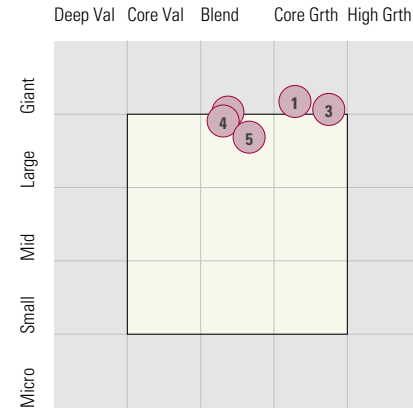
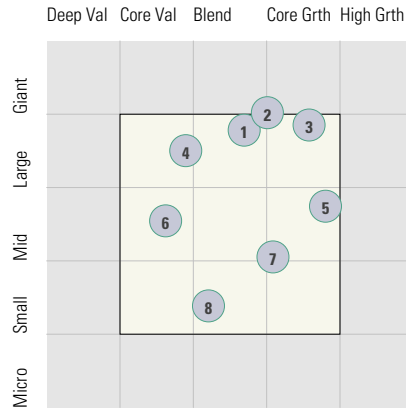
# DAN LEPORE AND SONS COMPANY PROFIT

## Style Analysis (Data as of 12-31-2023)

### Style Analysis

Morningstar Style Box US Stock

Morningstar Style Box Non-US Stock



#### US Stock Funds

| Fund                                    | Category          | Super Sectors % |           |           | Asset Allocation % |          |         | Avg Mkt Cap M\$ |
|---|-------------------|-----------------|-----------|-----------|--------------------|----------|---------|-----------------|
|   |                   | Cyclical        | Defensive | Sensitive | Cash               | US Stock | Foreign |                 |
| 1 T. Rowe Price Dividend Growth         | Large Blend       | 29.24           | 31.16     | 39.61     | 2.97               | 90.81    | 6.21    | 134.89          |
| 2 Vanguard 500 Index Admiral            | Large Blend Index | 28.24           | 21.13     | 50.64     | 0.27               | 99.17    | 0.56    | 241.88          |
| 3 American Funds Growth Fund of Amer R6 | Large Growth      | 28.69           | 16.71     | 54.61     | 6.31               | 82.96    | 10.21   | 136.67          |
| 4 MFS Value R4                          | Large Value       | 34.74           | 30.97     | 34.31     | 0.77               | 92.00    | 7.23    | 94.08           |
| 5 MFS Mid Cap Growth R6                 | Mid-Cap Growth    | 27.16           | 18.08     | 54.77     | 2.76               | 88.18    | 9.07    | 27.18           |
| 6 American Century Mid Cap Value I      | Mid-Cap Value     | 32.98           | 35.97     | 31.05     | 2.43               | 84.77    | 12.80   | 16.67           |
| 7 Allspring Small Company Growth Inst   | Small Growth      | 24.87           | 26.89     | 48.24     | 3.56               | 93.70    | 2.74    | 4.61            |
| 8 Victory Sycamore Small Company Opp I  | Small Value       | 46.39           | 11.01     | 42.61     | 1.13               | 96.47    | 2.40    | 3.57            |

#### Non-US Stock Funds

| Fund                                | Category                  | Super Sectors % |           |           | Regional Exposure % |              |                | Market Maturity % |       |                 |
|-------------------------------------|---------------------------|-----------------|-----------|-----------|---------------------|--------------|----------------|-------------------|-------|-----------------|
|                                     |                           | Cyclical        | Defensive | Sensitive | Americas            | Greater Asia | Greater Europe | Developed         | EM%   | Avg Mkt Cap M\$ |
| 1 American Funds New World R6       | Diversified Emerging Mkts | 38.31           | 22.24     | 39.44     | 35.96               | 39.10        | 24.94          | 57.94             | 42.06 | 60.60           |
| 2 American Funds Intl Gr and Inc R6 | Foreign Large Blend       | 35.54           | 24.92     | 39.53     | 15.01               | 27.74        | 57.25          | 86.52             | 13.48 | 48.53           |
| 3 Vanguard International Growth Adm | Foreign Large Growth      | 33.48           | 23.16     | 43.35     | 23.74               | 29.19        | 47.08          | 79.91             | 20.09 | 54.71           |
| 4 Vanguard International Value Inv  | Foreign Large Value       | 43.43           | 16.49     | 40.07     | 11.72               | 37.96        | 50.32          | 81.26             | 18.74 | 32.73           |
| 5 MFS Global Equity R4              | Global Stock              | 32.85           | 28.82     | 38.33     | 54.24               | 3.78         | 41.99          | 99.67             | 0.33  | 75.72           |

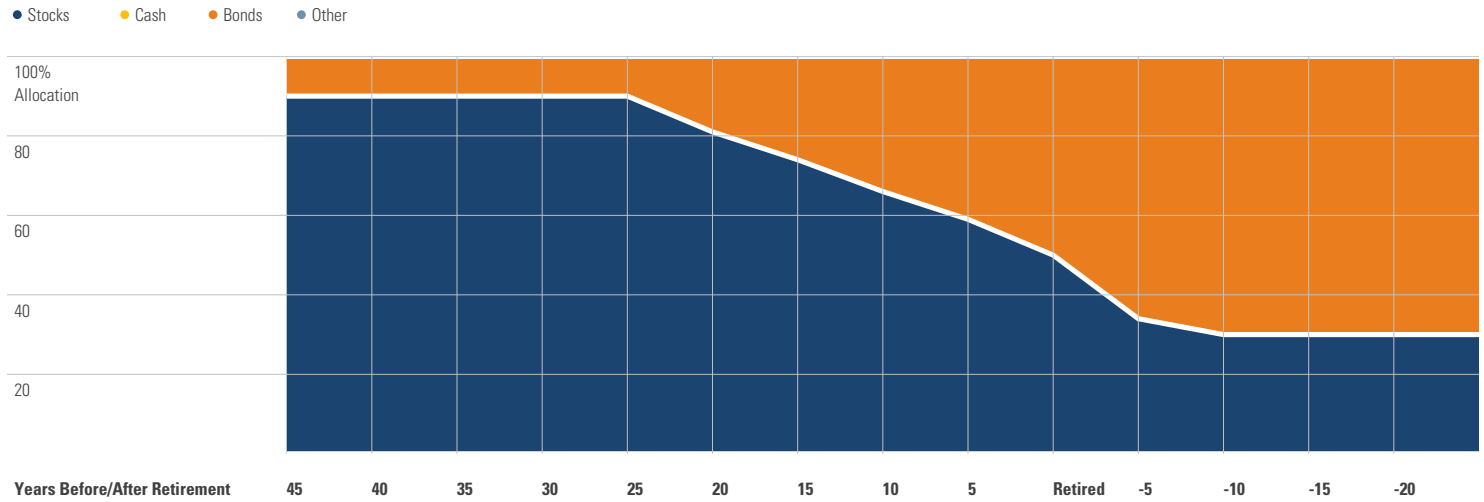
#### Fixed Income Funds

| Fund                                     | Category                 | Super Sectors % |       |           |        | Other Stats | Credit Quality % |           |                 |
|--|--------------------------|-----------------|-------|-----------|--------|-------------|------------------|-----------|-----------------|
|  |                          | US Govt Debt    | Mtg   | US Credit | Non US |             | Avg Eff Duration | Inv Grade | Below Inv Grade |
| 1 PIMCO International Bond (USD-Hdg) I-2 | Global Bond              | 43.73           | 6.71  | 3.44      | 0.00   | 5.91        | 97.21            | 2.79      | 0.00            |
| 2 Eaton Vance Income Fund of Boston I    | High Yield Bond          | 0.00            | 0.00  | 89.80     | 0.00   | 3.66        | 6.17             | 91.33     | 2.50            |
| 3 PIMCO Real Return I2                   | Inflation-Protected Bond | 68.31           | 3.72  | 5.83      | 0.00   | 6.57        | 97.26            | 2.74      | 0.00            |
| 4 Metropolitan West Total Return Bd I    | Intermediate-Term Bond   | 23.82           | 33.70 | 28.48     | 0.00   | 7.13        | 90.90            | 9.01      | 0.09            |
| 5 PIMCO Income I2                        | Multisector Bond         | 39.78           | 12.74 | 8.62      | 0.00   | 4.74        | 82.84            | 17.16     | 0.00            |
| 6 PIMCO Short-Term I2                    | Ultrasort Bond           | 20.84           | 1.35  | 45.07     | 0.00   | 0.10        | 99.45            | 0.55      | 0.00            |

# DAN LEPORE AND SONS COMPANY PROFIT

## Target Date Analysis (Data as of 12-31-2023)

### Target Date Allocation



### Target Date Portfolio Data

#### Asset Allocation %

|  | Total Stock | US Stock | Non-US Stock | Total Bond | Infl Prot Bond | HY Bond | Cash | Other | Avg Mkt Cap \$M |
|--|-------------|----------|--------------|------------|----------------|---------|------|-------|-----------------|
| Vanguard Target Retirement 2020 Fund   | 39.11       | 23.44    | 15.67        | 58.49      | 15.34          | 0.22    | 2.35 | 0.04  | 79.33           |
| Vanguard Target Retirement 2025 Fund   | 52.55       | 31.53    | 21.02        | 45.14      | 8.37           | 0.19    | 2.27 | 0.05  | 79.42           |
| Vanguard Target Retirement 2030 Fund   | 61.64       | 37.24    | 24.40        | 36.29      | 0.00           | 0.17    | 2.03 | 0.04  | 79.98           |
| Vanguard Target Retirement 2035 Fund   | 68.96       | 42.13    | 26.83        | 28.84      | 0.00           | 0.13    | 2.15 | 0.05  | 80.90           |
| Vanguard Target Retirement 2040 Fund   | 76.25       | 46.58    | 29.67        | 21.79      | 0.00           | 0.10    | 1.90 | 0.05  | 80.91           |
| Vanguard Target Retirement 2045 Fund   | 83.26       | 50.88    | 32.38        | 14.53      | 0.00           | 0.07    | 2.16 | 0.06  | 80.93           |
| Vanguard Target Retirement 2050 Fund   | 88.46       | 53.23    | 35.23        | 9.48       | 0.00           | 0.04    | 1.99 | 0.07  | 79.66           |
| Vanguard Target Retirement 2055 Fund   | 88.38       | 53.10    | 35.28        | 9.58       | 0.00           | 0.04    | 1.96 | 0.07  | 79.53           |
| Vanguard Target Retirement 2060 Fund   | 88.36       | 53.05    | 35.31        | 9.52       | 0.00           | 0.04    | 2.08 | 0.07  | 79.48           |
| Vanguard Target Retirement 2065 Fund   | 88.23       | 53.00    | 35.23        | 9.47       | 0.00           | 0.04    | 2.23 | 0.07  | 79.52           |
| Vanguard Target Retirement 2070 Fund   | 88.52       | 53.38    | 35.14        | 9.88       | 0.00           | 0.04    | 1.54 | 0.07  | 79.83           |
| Vanguard Target Retirement Income Fund | 29.21       | 17.50    | 11.71        | 68.26      | 18.43          | 0.25    | 2.49 | 0.04  | 79.29           |