

# DWL ARCHITECTS 401K RETIREMENT

## Screens Summary (Data as of 12-31-2023)

🔴 Fund Removed from Approved List    ⚠️ Fund on Watch List

| Name                                  | Ticker | Asset Class               | Trailing Performance and Risk |       |       |       | Management |                |             | Style  |            | Expense   |            | ESG Metrics |                 |               |             |             |
|---------------------------------------|--------|---------------------------|-------------------------------|-------|-------|-------|------------|----------------|-------------|--------|------------|-----------|------------|-------------|-----------------|---------------|-------------|-------------|
|                                       |        |                           | 1 Yr                          | 3 Yr  | 5 Yr  | 10 Yr | Pass/ Fail | Std Dev 3 Yr % | Beta 3 Yr % | Tenure | Pass/ Fail | Style Box | Pass/ Fail | Exp Ratio   | Sustain. Rating | Commit. Level | Carbon Risk |             |
|                                       |        |                           |                               |       |       |       |            |                |             |        |            |           |            |             |                 |               |             |             |
| US Stock                              |        |                           |                               |       |       |       |            |                |             |        |            |           |            |             |                 |               |             |             |
| JPMorgan US Equity R6                 | JUEMX  | Large Blend               | 27.35                         | 10.04 | 17.44 | 12.56 | ✔️         | 17.36          | -           | 9.38   | ✔️         | 🏠         | ✔️         | 0.44        | ✔️              | 3             | 2-Basic     | Low Risk    |
| percentile rank                       |        |                           | 17                            | 24    | 2     | 2     |            |                |             |        |            |           |            |             |                 |               |             |             |
| # of funds in category                |        |                           | 1,591                         | 1,445 | 1,323 | 996   |            |                |             |        |            |           |            |             |                 |               |             |             |
| -----                                 |        |                           |                               |       |       |       |            |                |             |        |            |           |            |             |                 |               |             |             |
| Vanguard 500 Index Admiral            | VFIAX  | Large Blend Index         | 26.24                         | 9.96  | 15.65 | 11.99 | ✔️         | 17.54          | -           | 6.09   | ✔️         | 🏠         | ✔️         | 0.04        | ✔️              | 3             | 1-Low       | Low Risk    |
| percentile rank                       |        |                           | 27                            | 28    | 21    | 10    |            |                |             |        |            |           |            |             |                 |               |             |             |
| # of funds in category                |        |                           | 1,591                         | 1,445 | 1,323 | 996   |            |                |             |        |            |           |            |             |                 |               |             |             |
| -----                                 |        |                           |                               |       |       |       |            |                |             |        |            |           |            |             |                 |               |             |             |
| Vanguard Growth Index Admiral         | VIGAX  | Large Growth              | 46.77                         | 7.69  | 19.16 | 13.97 | ✔️         | 22.10          | -           | 29.02  | ✔️         | 🏠         | ✔️         | 0.05        | ✔️              | 4             | 1-Low       | Low Risk    |
| percentile rank                       |        |                           | 17                            | 26    | 12    | 15    |            |                |             |        |            |           |            |             |                 |               |             |             |
| # of funds in category                |        |                           | 1,294                         | 1,204 | 1,115 | 882   |            |                |             |        |            |           |            |             |                 |               |             |             |
| -----                                 |        |                           |                               |       |       |       |            |                |             |        |            |           |            |             |                 |               |             |             |
| American Funds Washington Mutual R6   | RWMGX  | Large Value               | 17.59                         | 11.65 | 13.63 | 10.93 | ✔️         | 15.15          | -           | 26.52  | ✔️         | 🏠         | ✖️         | 0.27        | ✔️              | 2             | 1-Low       | Low Risk    |
| percentile rank                       |        |                           | 79                            | 7     | 69    | 46    |            |                |             |        |            |           |            |             |                 |               |             |             |
| # of funds in category                |        |                           | 1,591                         | 1,445 | 1,323 | 996   |            |                |             |        |            |           |            |             |                 |               |             |             |
| -----                                 |        |                           |                               |       |       |       |            |                |             |        |            |           |            |             |                 |               |             |             |
| Vanguard Mid-Cap Growth Index Admiral | VMGMX  | Mid-Cap Growth            | 23.14                         | 1.82  | 13.70 | 10.12 | ✔️         | 21.60          | -           | 2.45   | ✖️         | 🏠         | ✔️         | 0.07        | ✔️              | 4             | 1-Low       | Medium Risk |
| percentile rank                       |        |                           | 34                            | 33    | 29    | 31    |            |                |             |        |            |           |            |             |                 |               |             |             |
| # of funds in category                |        |                           | 603                           | 568   | 537   | 434   |            |                |             |        |            |           |            |             |                 |               |             |             |
| -----                                 |        |                           |                               |       |       |       |            |                |             |        |            |           |            |             |                 |               |             |             |
| Vanguard Mid-Cap Value Index Admiral  | VMVAX  | Mid-Cap Value             | 9.76                          | 9.18  | 11.31 | 8.49  | ✔️         | 18.77          | -           | 2.45   | ✖️         | 🏠         | ✔️         | 0.07        | ✔️              | 4             | 1-Low       | Medium Risk |
| percentile rank                       |        |                           | 77                            | 65    | 55    | 27    |            |                |             |        |            |           |            |             |                 |               |             |             |
| # of funds in category                |        |                           | 421                           | 407   | 386   | 295   |            |                |             |        |            |           |            |             |                 |               |             |             |
| -----                                 |        |                           |                               |       |       |       |            |                |             |        |            |           |            |             |                 |               |             |             |
| MFS New Discovery R4                  | MNDJX  | Small Growth              | 14.25                         | -6.55 | 10.80 | 7.50  | ✔️         | 20.96          | -           | 10.01  | ✔️         | 🏠         | ✔️         | 1.04        | ✔️              | 4             | -           | Medium Risk |
| percentile rank                       |        |                           | 69                            | 78    | 49    | 62    |            |                |             |        |            |           |            |             |                 |               |             |             |
| # of funds in category                |        |                           | 626                           | 592   | 555   | 433   |            |                |             |        |            |           |            |             |                 |               |             |             |
| -----                                 |        |                           |                               |       |       |       |            |                |             |        |            |           |            |             |                 |               |             |             |
| Victory Sycamore Small Company Opp I  | VSOIX  | Small Value               | 11.47                         | 9.36  | 11.70 | 9.46  | ✔️         | 19.35          | -           | 25.60  | ✔️         | 🏠         | ✖️         | 0.89        | ✔️              | 4             | -           | Medium Risk |
| percentile rank                       |        |                           | 84                            | 66    | 47    | 5     |            |                |             |        |            |           |            |             |                 |               |             |             |
| # of funds in category                |        |                           | 510                           | 475   | 446   | 352   |            |                |             |        |            |           |            |             |                 |               |             |             |
| -----                                 |        |                           |                               |       |       |       |            |                |             |        |            |           |            |             |                 |               |             |             |
| Non-US Stock                          |        |                           |                               |       |       |       |            |                |             |        |            |           |            |             |                 |               |             |             |
| American Funds New World R6           | RNWGX  | Diversified Emerging Mkts | 16.22                         | -1.49 | 8.93  | 5.51  | ✔️         | 16.09          | -           | 24.56  | ✔️         | 🏠         | ✔️         | 0.57        | ✔️              | 3             | 1-Low       | Medium Risk |
| percentile rank                       |        |                           | 24                            | 34    | 9     | 4     |            |                |             |        |            |           |            |             |                 |               |             |             |
| # of funds in category                |        |                           | 847                           | 751   | 687   | 428   |            |                |             |        |            |           |            |             |                 |               |             |             |
| -----                                 |        |                           |                               |       |       |       |            |                |             |        |            |           |            |             |                 |               |             |             |
| American Funds Intl Gr and Inc R6     | RIGGX  | Foreign Large Blend       | 15.72                         | 2.64  | 8.33  | 4.04  | ✔️         | 16.69          | -           | 15.26  | ✔️         | 🏠         | ✔️         | 0.54        | ✔️              | 2             | 1-Low       | Low Risk    |
| percentile rank                       |        |                           | 63                            | 53    | 31    | 52    |            |                |             |        |            |           |            |             |                 |               |             |             |
| # of funds in category                |        |                           | 837                           | 782   | 710   | 467   |            |                |             |        |            |           |            |             |                 |               |             |             |
| -----                                 |        |                           |                               |       |       |       |            |                |             |        |            |           |            |             |                 |               |             |             |
| Vanguard International Growth Adm     | VWILX  | Foreign Large Growth      | 14.81                         | -7.61 | 10.62 | 7.09  | ✔️         | 22.73          | -           | 14.02  | ✔️         | 🏠         | ✔️         | 0.31        | ✔️              | 3             | -           | Low Risk    |
| percentile rank                       |        |                           | 69                            | 92    | 18    | 10    |            |                |             |        |            |           |            |             |                 |               |             |             |
| # of funds in category                |        |                           | 450                           | 423   | 365   | 255   |            |                |             |        |            |           |            |             |                 |               |             |             |
| -----                                 |        |                           |                               |       |       |       |            |                |             |        |            |           |            |             |                 |               |             |             |
| Vanguard International Value Inv      | VTRIX  | Foreign Large Value       | 16.15                         | 3.47  | 7.77  | 3.78  | ✔️         | 17.31          | -           | 13.60  | ✔️         | 🏠         | ✖️         | 0.38        | ✔️              | 2             | -           | Medium Risk |
| percentile rank                       |        |                           | 71                            | 84    | 42    | 37    |            |                |             |        |            |           |            |             |                 |               |             |             |
| # of funds in category                |        |                           | 403                           | 367   | 344   | 223   |            |                |             |        |            |           |            |             |                 |               |             |             |
| -----                                 |        |                           |                               |       |       |       |            |                |             |        |            |           |            |             |                 |               |             |             |
| American Funds New Perspective R6     | RNPGX  | Global Stock              | 25.01                         | 3.17  | 13.90 | 10.10 | ✔️         | 18.45          | -           | 23.10  | ✔️         | ---       | ✔️         | 0.42        | ✔️              | 3             | 2-Basic     | Low Risk    |
| percentile rank                       |        |                           | 37                            | 32    | 15    | 11    |            |                |             |        |            |           |            |             |                 |               |             |             |
| # of funds in category                |        |                           | 372                           | 339   | 288   | 197   |            |                |             |        |            |           |            |             |                 |               |             |             |

# DWL ARCHITECTS 401K RETIREMENT

## Screens Summary (Data as of 12-31-2023)

⊖ Fund Removed from Approved List    ⚠ Fund on Watch List

| Name                                     | Ticker | Asset Class              | Trailing Performance and Risk |       |      |       | Management |                |             | Style  |            |           | Expense    |           |            | ESG Metrics     |               |             |         |
|--|--------|--------------------------|-------------------------------|-------|------|-------|------------|----------------|-------------|--------|------------|-----------|------------|-----------|------------|-----------------|---------------|-------------|---------|
|  |        |                          | 1 Yr                          | 3 Yr  | 5 Yr | 10 Yr | Pass/ Fail | Std Dev 3 Yr % | Beta 3 Yr % | Tenure | Pass/ Fail | Style Box | Pass/ Fail | Exp Ratio | Pass/ Fail | Sustain. Rating | Commit. Level | Carbon Risk |         |
|  |        |                          |                               |       |      |       |            |                |             |        |            |           |            |           |            |                 | Updated       | Updated     | Updated |
| <b>Alternative</b>                       |        |                          |                               |       |      |       |            |                |             |        |            |           |            |           |            |                 |               |             |         |
| PIMCO Commodity Real Return Strat I2     | PCRPX  | Commodities Broad Basket | -7.65                         | 10.26 | 8.67 | -0.71 | ✔          | 18.04          | -           | 5.17   | ✔          | —         | —          | 1.09      | ✔          | 3               | -             | -           |         |
| <i>percentile rank</i>                   |        |                          | 67                            | 67    | 34   | 60    |            |                |             |        |            |           |            |           |            |                 |               |             |         |
| <i># of funds in category</i>            |        |                          | 114                           | 109   | 104  | 67    |            |                |             |        |            |           |            |           | 06-30-2023 | -               | -             |             |         |
| Vanguard Real Estate Index Admiral       | VGSLX  | Real Estate              | 11.81                         | 5.02  | 7.33 | 7.36  | ✔          | 21.73          | -           | 27.65  | ✔          | —         | ✔          | 0.12      | ✔          | 3               | 1-Low         | Low Risk    |         |
| <i>percentile rank</i>                   |        |                          | 52                            | 62    | 43   | 44    |            |                |             |        |            |           |            |           |            |                 |               |             |         |
| <i># of funds in category</i>            |        |                          | 265                           | 249   | 227  | 166   |            |                |             |        |            |           |            |           | 11-30-2023 | 02-15-2022      | 12-31-2022    |             |         |
| <b>Fixed Income</b>                      |        |                          |                               |       |      |       |            |                |             |        |            |           |            |           |            |                 |               |             |         |
| PIMCO International Bond (USD-Hdg) I-2   | PFBPX  | Global Bond              | 9.38                          | -1.09 | 1.93 | 3.35  | ✔          | 4.97           | -           | 9.27   | ✔          | —         | —          | 0.73      | ✔          | 3               | -             | -           |         |
| <i>percentile rank</i>                   |        |                          | 21                            | 9     | 16   | 3     |            |                |             |        |            |           |            |           |            |                 |               |             |         |
| <i># of funds in category</i>            |        |                          | 114                           | 107   | 101  | 63    |            |                |             |        |            |           |            |           | 11-30-2023 | -               | -             |             |         |
| BlackRock High Yield Bond Instl          | BHYIX  | High Yield Bond          | 13.57                         | 2.51  | 5.62 | 4.55  | ✔          | 8.45           | -           | 14.01  | ✔          | —         | —          | 0.60      | ✔          | -               | 2-Basic       | -           |         |
| <i>percentile rank</i>                   |        |                          | 16                            | 30    | 18   | 12    |            |                |             |        |            |           |            |           |            |                 |               |             |         |
| <i># of funds in category</i>            |        |                          | 706                           | 652   | 619  | 465   |            |                |             |        |            |           |            |           | -          | 02-15-2022      | -             |             |         |
| BlackRock Inflation Protected Bond Instl | BPRIX  | Inflation-Protected Bond | 3.73                          | -0.98 | 3.27 | 2.20  | ✔          | 7.32           | -           | 6.88   | ✔          | —         | —          | 0.56      | ✔          | 3               | -             | -           |         |
| <i>percentile rank</i>                   |        |                          | 57                            | 48    | 24   | 33    |            |                |             |        |            |           |            |           |            |                 |               |             |         |
| <i># of funds in category</i>            |        |                          | 234                           | 221   | 214  | 152   |            |                |             |        |            |           |            |           | 11-30-2023 | -               | -             |             |         |
| Vanguard Interm-Term Bond Index Adm      | VBILX  | Intermediate-Term Bond   | 6.07                          | -3.52 | 1.67 | 2.29  | ✔          | 7.77           | -           | 15.69  | ✔          | ⊠         | —          | 0.07      | ✔          | 2               | 1-Low         | -           |         |
| <i>percentile rank</i>                   |        |                          | 31                            | 62    | 12   | 7     |            |                |             |        |            |           |            |           |            |                 |               |             |         |
| <i># of funds in category</i>            |        |                          | 566                           | 510   | 457  | 329   |            |                |             |        |            |           |            |           | 11-30-2023 | 02-15-2022      | -             |             |         |
| PIMCO Income I2                          | PONPX  | Multisector Bond         | 9.21                          | 1.02  | 3.30 | 4.34  | ✔          | 6.26           | -           | 16.77  | ✔          | —         | —          | 0.72      | ✔          | 4               | -             | -           |         |
| <i>percentile rank</i>                   |        |                          | 35                            | 26    | 41   | 2     |            |                |             |        |            |           |            |           |            |                 |               |             |         |
| <i># of funds in category</i>            |        |                          | 371                           | 335   | 284  | 177   |            |                |             |        |            |           |            |           | 11-30-2023 | -               | -             |             |         |
| PIMCO Short-Term I2                      | PTSPX  | Ultrashort Bond          | 5.98                          | 1.86  | 2.17 | 1.92  | ✔          | 1.25           | -           | 13.01  | ✔          | —         | —          | 0.57      | ⊕          | 3               | -             | -           |         |
| <i>percentile rank</i>                   |        |                          | 34                            | 65    | 42   | 14    |            |                |             |        |            |           |            |           |            |                 |               |             |         |
| <i># of funds in category</i>            |        |                          | 245                           | 216   | 195  | 116   |            |                |             |        |            |           |            |           | 11-30-2023 | -               | -             |             |         |
| <b>Target Date</b>                       |        |                          |                               |       |      |       |            |                |             |        |            |           |            |           |            |                 |               |             |         |
| American Funds 2010 Trgt Date Retire R6  | RFTTX  | Target Date              | 8.67                          | 2.58  | 6.07 | 5.10  | ✔          | 8.78           | -           | 12.01  | ✔          | —         | ✔          | 0.29      | ✔          | 2               | -             | -           |         |
| <i>percentile rank</i>                   |        |                          | 74                            | 1     | 11   | 1     |            |                |             |        |            |           |            |           |            |                 |               |             |         |
| <i># of funds in category</i>            |        |                          | 127                           | 114   | 105  | 50    |            |                |             |        |            |           |            |           | 11-30-2023 | -               | -             |             |         |
| American Funds 2015 Trgt Date Retire R6  | RFJTX  | Target Date              | 9.57                          | 2.74  | 6.51 | 5.39  | ✔          | 9.44           | -           | 12.01  | ✔          | —         | ⊕          | 0.30      | ✔          | 2               | -             | -           |         |
| <i>percentile rank</i>                   |        |                          | 87                            | 1     | 11   | 1     |            |                |             |        |            |           |            |           |            |                 |               |             |         |
| <i># of funds in category</i>            |        |                          | 129                           | 117   | 103  | 50    |            |                |             |        |            |           |            |           | 11-30-2023 | -               | -             |             |         |
| American Funds 2020 Trgt Date Retire R6  | RRCTX  | Target Date              | 10.46                         | 2.84  | 6.89 | 5.78  | ✔          | 9.96           | -           | 12.01  | ✔          | —         | ✔          | 0.31      | ✔          | 2               | -             | -           |         |
| <i>percentile rank</i>                   |        |                          | 85                            | 1     | 21   | 1     |            |                |             |        |            |           |            |           |            |                 |               |             |         |
| <i># of funds in category</i>            |        |                          | 182                           | 158   | 143  | 74    |            |                |             |        |            |           |            |           | 11-30-2023 | -               | -             |             |         |
| American Funds 2025 Trgt Date Retire R6  | RFDTX  | Target Date              | 11.94                         | 2.87  | 7.84 | 6.41  | ✔          | 10.74          | -           | 12.01  | ✔          | —         | ✔          | 0.32      | ✔          | 3               | -             | Low Risk    |         |
| <i>percentile rank</i>                   |        |                          | 73                            | 4     | 9    | 4     |            |                |             |        |            |           |            |           |            |                 |               |             |         |
| <i># of funds in category</i>            |        |                          | 278                           | 248   | 216  | 126   |            |                |             |        |            |           |            |           | 11-30-2023 | -               | 06-30-2022    |             |         |

# DWL ARCHITECTS 401K RETIREMENT

## Screens Summary (Data as of 12-31-2023)

⊖ Fund Removed from Approved List    ⚠ Fund on Watch List

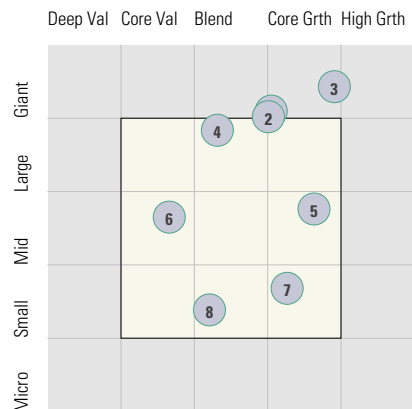
| Name                                    | Ticker | Asset Class         | Trailing Performance and Risk |         |         |       |            |                |             | Management |            |           | Style      |           | Expense    |                 | ESG Metrics   |             |  |
|---|--------|---------------------|-------------------------------|---------|---------|-------|------------|----------------|-------------|------------|------------|-----------|------------|-----------|------------|-----------------|---------------|-------------|--|
|   |        |                     | 1 Yr                          | 3 Yr    | 5 Yr    | 10 Yr | Pass/ Fail | Std Dev 3 Yr % | Beta 3 Yr % | Tenure     | Pass/ Fail | Style Box | Pass/ Fail | Exp Ratio | Pass/ Fail | Sustain. Rating | Commit. Level | Carbon Risk |  |
|   |        |                     | Updated                       | Updated | Updated |       |            |                |             |            |            |           |            |           |            |                 |               |             |  |
| American Funds 2030 Trgt Date Retire R6 | RFETX  | Target Date         | 14.52                         | 3.47    | 8.90    | 7.25  | ✔          | 12.02          | -           | 12.01      | ✔          | -         | ✔          | 0.33      | ✔          | 3               | -             | Low Risk    |  |
| <i>percentile rank</i>                  |        |                     | 55                            | 4       | 10      | 1     |            |                |             |            |            |           |            |           |            |                 |               |             |  |
| <i># of funds in category</i>           |        |                     | 273                           | 247     | 213     | 133   |            |                |             |            |            |           |            |           | 11-30-2023 | -               | 12-31-2022    |             |  |
| American Funds 2035 Trgt Date Retire R6 | RFCTX  | Target Date         | 16.90                         | 4.20    | 10.39   | 8.15  | ✔          | 13.47          | -           | 12.01      | ✔          | -         | ✔          | 0.35      | ✔          | 3               | -             | Low Risk    |  |
| <i>percentile rank</i>                  |        |                     | 40                            | 7       | 1       | 1     |            |                |             |            |            |           |            |           |            |                 |               |             |  |
| <i># of funds in category</i>           |        |                     | 273                           | 236     | 209     | 123   |            |                |             |            |            |           |            |           | 11-30-2023 | -               | 12-31-2022    |             |  |
| American Funds 2040 Trgt Date Retire R6 | RFCTX  | Target Date         | 19.33                         | 4.75    | 11.17   | 8.58  | ✔          | 14.71          | -           | 12.01      | ✔          | -         | ✔          | 0.37      | ✔          | 2               | -             | Low Risk    |  |
| <i>percentile rank</i>                  |        |                     | 17                            | 11      | 6       | 1     |            |                |             |            |            |           |            |           |            |                 |               |             |  |
| <i># of funds in category</i>           |        |                     | 264                           | 236     | 207     | 127   |            |                |             |            |            |           |            |           | 11-30-2023 | -               | 12-31-2022    |             |  |
| American Funds 2045 Trgt Date Retire R6 | RFHTX  | Target Date         | 20.15                         | 4.83    | 11.35   | 8.73  | ✔          | 15.14          | -           | 12.01      | ✔          | -         | ✔          | 0.37      | ✔          | 2               | -             | Low Risk    |  |
| <i>percentile rank</i>                  |        |                     | 21                            | 31      | 7       | 1     |            |                |             |            |            |           |            |           |            |                 |               |             |  |
| <i># of funds in category</i>           |        |                     | 267                           | 237     | 211     | 123   |            |                |             |            |            |           |            |           | 11-30-2023 | -               | 12-31-2022    |             |  |
| American Funds 2050 Trgt Date Retire R6 | RFITX  | Target Date         | 20.83                         | 4.75    | 11.41   | 8.77  | ✔          | 15.42          | -           | 12.01      | ✔          | -         | ✔          | 0.38      | ✔          | 2               | -             | Low Risk    |  |
| <i>percentile rank</i>                  |        |                     | 20                            | 53      | 6       | 1     |            |                |             |            |            |           |            |           |            |                 |               |             |  |
| <i># of funds in category</i>           |        |                     | 266                           | 236     | 210     | 129   |            |                |             |            |            |           |            |           | 11-30-2023 | -               | 12-31-2022    |             |  |
| American Funds 2055 Trgt Date Retire R6 | RFKTX  | Target Date         | 21.40                         | 4.65    | 11.35   | 8.73  | ✔          | 15.65          | -           | 12.01      | ✔          | -         | ✔          | 0.38      | ✔          | 2               | -             | Low Risk    |  |
| <i>percentile rank</i>                  |        |                     | 9                             | 59      | 17      | 1     |            |                |             |            |            |           |            |           |            |                 |               |             |  |
| <i># of funds in category</i>           |        |                     | 262                           | 232     | 208     | 109   |            |                |             |            |            |           |            |           | 11-30-2023 | -               | 12-31-2022    |             |  |
| American Funds 2060 Trgt Date Retire R6 | RFUTX  | Target Date         | 21.61                         | 4.62    | 11.32   | -     | ✔          | 15.68          | -           | 8.77       | ✔          | -         | ✔          | 0.39      | ✔          | 2               | -             | Low Risk    |  |
| <i>percentile rank</i>                  |        |                     | 10                            | 64      | 25      | -     |            |                |             |            |            |           |            |           |            |                 |               |             |  |
| <i># of funds in category</i>           |        |                     | 257                           | 224     | 190     | 10    |            |                |             |            |            |           |            |           | 11-30-2023 | -               | 12-31-2022    |             |  |
| American Funds 2065 Trgt Date Retire R6 | RFVTX  | Target Date         | 21.55                         | 4.65    | -       | -     | ✔          | 15.68          | -           | 4.00       | ✔          | -         | ✔          | 0.39      | ✔          | 2               | -             | Low Risk    |  |
| <i>percentile rank</i>                  |        |                     | 11                            | 63      | -       | -     |            |                |             |            |            |           |            |           |            |                 |               |             |  |
| <i># of funds in category</i>           |        |                     | 229                           | 152     | 11      | -     |            |                |             |            |            |           |            |           | 11-30-2023 | -               | 12-31-2022    |             |  |
| <b>Balanced</b>                         |        |                     |                               |         |         |       |            |                |             |            |            |           |            |           |            |                 |               |             |  |
| Invesco Equity and Income Y             | ACETX  | Moderate Allocation | 10.39                         | 6.51    | 9.89    | 7.11  | ✔          | 12.99          | -           | 20.68      | ✔          | -         | ✔          | 0.53      | ✔          | 2               | -             | Medium Risk |  |
| <i>percentile rank</i>                  |        |                     | 86                            | 12      | 25      | 34    |            |                |             |            |            |           |            |           |            |                 |               |             |  |
| <i># of funds in category</i>           |        |                     | 366                           | 350     | 324     | 250   |            |                |             |            |            |           |            |           | 11-30-2023 | -               | 12-31-2022    |             |  |

# DWL ARCHITECTS 401K RETIREMENT

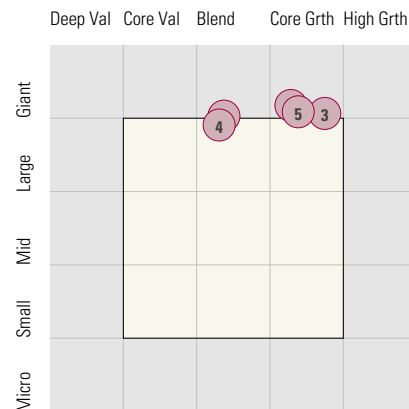
## Style Analysis (Data as of 12-31-2023)

### Style Analysis

Morningstar Style Box US Stock



Morningstar Style Box Non-US Stock



#### US Stock Funds

| Rank | Fund Name                             | Category          | Super Sectors % |           |           | Asset Allocation % |          |         | Avg Mkt Cap M\$ |
|------|---------------------------------------|-------------------|-----------------|-----------|-----------|--------------------|----------|---------|-----------------|
|      |                                       |                   | Cyclical        | Defensive | Sensitive | Cash               | US Stock | Foreign |                 |
| 1    | JPMorgan US Equity R6                 | Large Blend       | 28.34           | 21.50     | 50.15     | 2.23               | 94.39    | 3.38    | 255.52          |
| 2    | Vanguard 500 Index Admiral            | Large Blend Index | 28.24           | 21.13     | 50.64     | 0.27               | 99.17    | 0.56    | 241.88          |
| 3    | Vanguard Growth Index Admiral         | Large Growth      | 25.80           | 9.50      | 64.70     | 0.22               | 99.56    | 0.21    | 467.37          |
| 4    | American Funds Washington Mutual R6   | Large Value       | 26.43           | 29.26     | 44.31     | 3.12               | 90.30    | 6.55    | 145.74          |
| 5    | Vanguard Mid-Cap Growth Index Admiral | Mid-Cap Growth    | 24.35           | 15.40     | 60.26     | 0.30               | 98.24    | 1.45    | 30.73           |
| 6    | Vanguard Mid-Cap Value Index Admiral  | Mid-Cap Value     | 42.70           | 26.97     | 30.33     | 0.16               | 98.41    | 1.43    | 25.28           |
| 7    | MFS New Discovery R4                  | Small Growth      | 20.74           | 23.00     | 56.25     | 3.31               | 82.52    | 14.17   | 4.41            |
| 8    | Victory Sycamore Small Company Opp I  | Small Value       | 46.39           | 11.01     | 42.61     | 1.13               | 96.47    | 2.40    | 3.57            |

#### Non-US Stock Funds

| Rank | Fund Name                         | Category                  | Super Sectors % |           |           | Regional Exposure % |              |                | Market Maturity % |       |                 |
|------|-----------------------------------|---------------------------|-----------------|-----------|-----------|---------------------|--------------|----------------|-------------------|-------|-----------------|
|      |                                   |                           | Cyclical        | Defensive | Sensitive | Americas            | Greater Asia | Greater Europe | Developed         | EM%   | Avg Mkt Cap M\$ |
| 1    | American Funds New World R6       | Diversified Emerging Mkts | 38.31           | 22.24     | 39.44     | 35.96               | 39.10        | 24.94          | 57.94             | 42.06 | 60.60           |
| 2    | American Funds Intl Gr and Inc R6 | Foreign Large Blend       | 35.54           | 24.92     | 39.53     | 15.01               | 27.74        | 57.25          | 86.52             | 13.48 | 48.53           |
| 3    | Vanguard International Growth Adm | Foreign Large Growth      | 33.48           | 23.16     | 43.35     | 23.74               | 29.19        | 47.08          | 79.91             | 20.09 | 54.71           |
| 4    | Vanguard International Value Inv  | Foreign Large Value       | 43.43           | 16.49     | 40.07     | 11.72               | 37.96        | 50.32          | 81.26             | 18.74 | 32.73           |
| 5    | American Funds New Perspective R6 | Global Stock              | 29.33           | 24.49     | 46.18     | 59.28               | 10.42        | 30.29          | 96.07             | 3.93  | 117.31          |

#### Fixed Income Funds

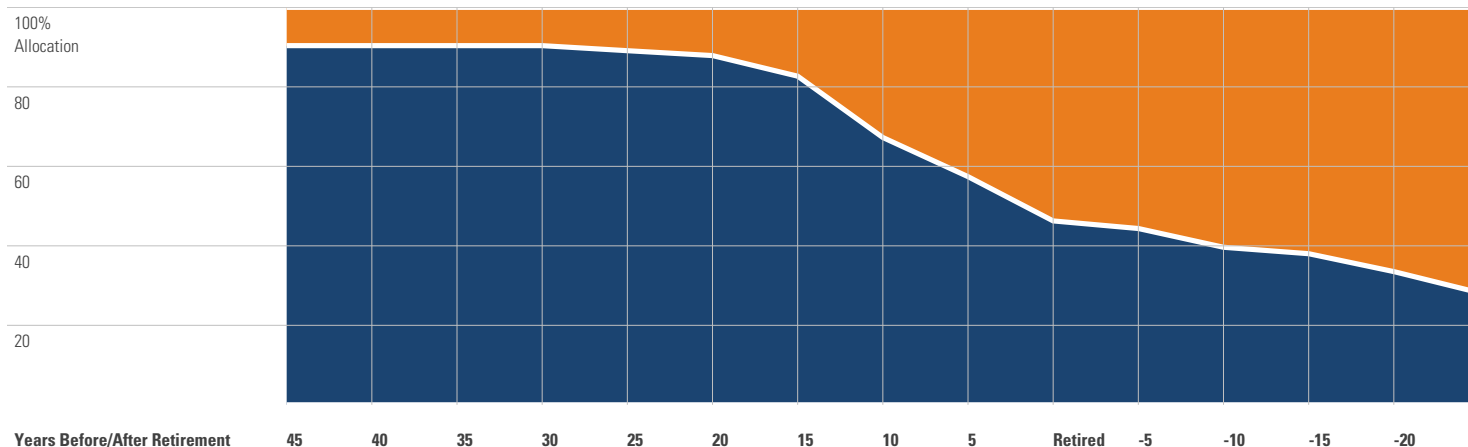
| Rank | Fund Name                                | Category                 | Super Sectors % |       |           |        | Other Stats | Credit Quality % |           |                 |
|------|--|--------------------------|-----------------|-------|-----------|--------|-------------|------------------|-----------|-----------------|
|      |  |                          | US Govt Debt    | Mtg   | US Credit | Non US |             | Avg Eff Duration | Inv Grade | Below Inv Grade |
| 1    | PIMCO International Bond (USD-Hdg) I-2   | Global Bond              | 43.73           | 6.71  | 3.44      | 0.00   | 5.91        | 97.21            | 2.79      | 0.00            |
| 2    | BlackRock High Yield Bond Instl          | High Yield Bond          | 0.55            | 0.00  | 84.55     | 0.00   | 3.32        | 7.34             | 90.52     | 2.14            |
| 3    | BlackRock Inflation Protected Bond Instl | Inflation-Protected Bond | 72.41           | 4.83  | 2.88      | 0.00   | 6.08        | 97.25            | 0.08      | 2.67            |
| 4    | Vanguard Inter-Term Bond Index Adm       | Intermediate-Term Bond   | 59.86           | 0.00  | 40.05     | 0.00   | 6.22        | 100.04           | 0.00      | -0.04           |
| 5    | PIMCO Income I2                          | Multisector Bond         | 39.78           | 12.74 | 8.62      | 0.00   | 4.74        | 82.84            | 17.16     | 0.00            |
| 6    | PIMCO Short-Term I2                      | Ultrasort Bond           | 20.84           | 1.35  | 45.07     | 0.00   | 0.10        | 99.45            | 0.55      | 0.00            |

# DWL ARCHITECTS 401K RETIREMENT

## Target Date Analysis (Data as of 12-31-2023)

### Target Date Allocation

● Stocks ● Cash ● Bonds ● Other



### Target Date Portfolio Data

#### Asset Allocation %

|   | Total Stock | US Stock | Non-US Stock | Total Bond | Infl Prot Bond | HY Bond | Cash | Other | Avg Mkt Cap \$M |
|---|-------------|----------|--------------|------------|----------------|---------|------|-------|-----------------|
| American Funds 2010 Trgt Date Retire R6 | 38.42       | 28.43    | 9.99         | 55.71      | 12.36          | 3.83    | 5.32 | 0.54  | 102.59          |
| American Funds 2015 Trgt Date Retire R6 | 40.30       | 29.65    | 10.65        | 53.78      | 13.82          | 5.46    | 5.34 | 0.57  | 105.00          |
| American Funds 2020 Trgt Date Retire R6 | 44.04       | 32.31    | 11.73        | 50.21      | 14.92          | 5.15    | 5.15 | 0.58  | 106.17          |
| American Funds 2025 Trgt Date Retire R6 | 49.08       | 35.42    | 13.66        | 45.23      | 15.08          | 3.87    | 5.11 | 0.58  | 103.12          |
| American Funds 2030 Trgt Date Retire R6 | 58.18       | 41.94    | 16.24        | 36.16      | 14.63          | 1.90    | 5.08 | 0.59  | 95.87           |
| American Funds 2035 Trgt Date Retire R6 | 68.58       | 49.09    | 19.49        | 25.57      | 15.33          | 1.52    | 5.24 | 0.62  | 90.56           |
| American Funds 2040 Trgt Date Retire R6 | 80.02       | 56.31    | 23.71        | 13.94      | 13.70          | 0.79    | 5.39 | 0.65  | 86.03           |
| American Funds 2045 Trgt Date Retire R6 | 83.88       | 58.70    | 25.18        | 10.13      | 4.66           | 0.32    | 5.33 | 0.65  | 84.16           |
| American Funds 2050 Trgt Date Retire R6 | 84.87       | 59.34    | 25.53        | 9.22       | 4.71           | 0.20    | 5.31 | 0.59  | 82.58           |
| American Funds 2055 Trgt Date Retire R6 | 85.59       | 59.52    | 26.07        | 8.62       | 4.81           | 0.13    | 5.23 | 0.55  | 80.33           |
| American Funds 2060 Trgt Date Retire R6 | 85.64       | 59.59    | 26.05        | 8.61       | 4.83           | 0.13    | 5.19 | 0.56  | 78.71           |
| American Funds 2065 Trgt Date Retire R6 | 85.69       | 59.62    | 26.07        | 8.55       | 4.78           | 0.13    | 5.18 | 0.56  | 78.78           |