

EAST WEST MANAGEMENT INSTITUTE 401K

Screens Summary (Data as of 12-31-2023)

⊖ Fund Removed from Approved List
 ! Fund on Watch List

Name	Ticker	Asset Class	Trailing Performance and Risk				Management Style				Expense			ESG Metrics				
			1 Yr	3 Yr	5 Yr	10 Yr	Pass/ Fail	Std Dev 3 Yr %	Beta 3 Yr %	Tenure	Pass/ Fail	Style Box	Pass/ Fail	Exp Ratio	Pass/ Fail	Sustain. Rating Updated	Commit. Level Updated	Carbon Risk Updated
US Stock																		
Vanguard 500 Index Admiral	VFIAX	Large Blend Index	26.24	9.96	15.65	11.99	✔	17.54	-	6.09	✔	☐	✔	0.04	✔	3	1-Low	Low Risk
percentile rank			27	28	21	10												
# of funds in category			1,591	1,445	1,323	996									11-30-2023	02-15-2022	12-31-2022	
Fidelity® Contrafund®	FCNTX	Large Growth	39.33	7.52	16.46	12.82	✔	18.37	-	33.31	✔	☐	✔	0.55	✔	1	1-Low	Low Risk
percentile rank			45	28	40	34												
# of funds in category			1,294	1,204	1,115	882									11-30-2023	02-15-2022	12-31-2022	
American Funds Washington Mutual R6	RWMGX	Large Value	17.59	11.65	13.63	10.93	✔	15.15	-	26.52	✔	☐	✖	0.27	✔	2	1-Low	Low Risk
percentile rank			79	7	69	46												
# of funds in category			1,591	1,445	1,323	996									11-30-2023	02-15-2022	12-31-2022	
Vanguard Mid Cap Index Admiral	VIMAX	Mid-Cap Blend	15.98	5.49	12.71	9.41	✔	19.20	-	2.45	✖	☐	✔	0.05	✔	4	1-Low	Medium Risk
percentile rank			52	73	31	17												
# of funds in category			473	432	403	267									11-30-2023	02-15-2022	12-31-2022	
Vanguard Small Cap Growth Index Admiral	VSGAX	Small Growth	21.41	-2.78	10.54	7.86	✔	21.73	-	19.01	✔	☐	✔	0.07	✔	4	1-Low	Medium Risk
percentile rank			17	58	54	53												
# of funds in category			626	592	555	433									11-30-2023	02-15-2022	12-31-2022	
Vanguard Small Cap Value Index Admiral	VSIAX	Small Value	15.99	10.45	11.85	8.49	✔	20.55	-	7.68	✔	☐	✔	0.07	✔	4	1-Low	Medium Risk
percentile rank			57	50	44	15												
# of funds in category			510	475	446	352									11-30-2023	02-15-2022	12-31-2022	
Non-US Stock																		
American Funds New World R6	RNWGX	Diversified Emerging Mkts	16.22	-1.49	8.93	5.51	✔	16.09	-	24.56	✔	☐	✔	0.57	✔	3	1-Low	Medium Risk
percentile rank			24	34	9	4												
# of funds in category			847	751	687	428									11-30-2023	02-15-2022	12-31-2022	
MFS Research International R4	MRSJX	Foreign Large Blend	13.42	1.60	8.72	4.30	✔	17.04	-	5.33	✔	☐	✔	0.79	✔	3	2-Basic	Low Risk
percentile rank			85	70	22	37												
# of funds in category			837	782	710	467									11-30-2023	02-15-2022	12-31-2022	
Vanguard Developed Markets Index Admiral	VTMGX	Foreign Large Blend Index	17.67	3.55	8.36	4.54	✔	17.84	-	10.86	✔	☐	✔	0.07	✔	2	1-Low	Low Risk
percentile rank			37	37	30	24												
# of funds in category			837	782	710	467									11-30-2023	02-15-2022	12-31-2022	
Alternative																		
Vanguard Real Estate Index Admiral	VGSIX	Real Estate	11.81	5.02	7.33	7.36	✔	21.73	-	27.65	✔	—	✔	0.12	✔	3	1-Low	Low Risk
percentile rank			52	62	43	44												
# of funds in category			265	249	227	166									11-30-2023	02-15-2022	12-31-2022	
Fixed Income																		
BlackRock Inflation Protected Bond Instl	BPRIX	Inflation-Protected Bond	3.73	-0.98	3.27	2.20	✔	7.32	-	6.88	✔	—	—	0.56	✔	3	-	-
percentile rank			57	48	24	33												
# of funds in category			234	221	214	152									11-30-2023	-	-	

EAST WEST MANAGEMENT INSTITUTE 401K

Screens Summary (Data as of 12-31-2023)

⊖ Fund Removed from Approved List ⚠ Fund on Watch List

Name	Ticker	Asset Class	Trailing Performance and Risk				Management			Style		Expense		ESG Metrics				
			1 Yr	3 Yr	5 Yr	10 Yr	Pass/ Fail	Std Dev 3 Yr %	Beta 3 Yr %	Tenure	Pass/ Fail	Style Box	Pass/ Fail	Exp Ratio	Sustain. Rating	Commit. Level	Carbon Risk	
														Updated	Updated	Updated		
Vanguard Interm-Term Bond Index Adm <i>percentile rank</i> <i># of funds in category</i>	VBILX	Intermediate-Term Bond	6.07 31 566	-3.52 62 510	1.67 12 457	2.29 7 329	✓	7.77	-	15.69	✓	⊖	—	0.07	✓	2	1-Low	-
⚠ Loomis Sayles Bond N <i>percentile rank</i> <i># of funds in category</i>	LSBNX	Multisector Bond	8.12 57 371	-0.78 75 335	2.22 80 284	2.17 79 177	✓	7.78	-	16.92	✓	—	—	0.60	✓	1	1-Low	-
PIMCO Short-Term Instl <i>percentile rank</i> <i># of funds in category</i>	PTSHX	Ultrashort Bond	6.08 31 245	1.96 52 216	2.27 31 195	2.02 9 116	✓	1.25	-	13.01	✓	—	—	0.47	✓	3	-	-

Target Date

Vanguard Target Retirement 2020 Fund <i>percentile rank</i> <i># of funds in category</i>	VTWNX	Target Date	12.51 38 182	1.47 48 158	6.61 40 143	5.52 19 74	✓	10.04	-	10.86	✓	—	✓	0.08	✓	3	1-Low	-
Vanguard Target Retirement 2025 Fund <i>percentile rank</i> <i># of funds in category</i>	VTTVX	Target Date	14.55 11 278	2.03 31 248	7.56 28 216	6.10 10 126	✓	11.60	-	10.86	✓	—	✓	0.08	✓	3	1-Low	Low Risk
Vanguard Target Retirement 2030 Fund <i>percentile rank</i> <i># of funds in category</i>	VTHRX	Target Date	16.03 14 273	2.66 36 247	8.37 39 213	6.58 20 133	✓	12.65	-	10.86	✓	—	✓	0.08	✓	3	1-Low	Low Risk
Vanguard Target Retirement 2035 Fund <i>percentile rank</i> <i># of funds in category</i>	VTTX	Target Date	17.14 35 273	3.33 45 236	9.17 49 209	7.06 30 123	✓	13.48	-	10.86	✓	—	✓	0.08	✓	3	1-Low	Low Risk
Vanguard Target Retirement 2040 Fund <i>percentile rank</i> <i># of funds in category</i>	VFORX	Target Date	18.34 47 264	4.02 57 236	9.99 49 207	7.52 33 127	✓	14.30	-	10.86	✓	—	✓	0.08	✓	3	1-Low	Low Risk
Vanguard Target Retirement 2045 Fund <i>percentile rank</i> <i># of funds in category</i>	VTIVX	Target Date	19.48 46 267	4.68 48 237	10.76 39 211	7.91 26 123	✓	15.16	-	10.86	✓	—	✓	0.08	✓	3	1-Low	Low Risk
Vanguard Target Retirement 2050 Fund <i>percentile rank</i> <i># of funds in category</i>	VVIFX	Target Date	20.17 45 266	4.91 41 236	10.93 40 210	7.99 23 129	✓	15.53	-	10.86	✓	—	✓	0.08	✓	3	1-Low	Low Risk
Vanguard Target Retirement 2055 Fund <i>percentile rank</i> <i># of funds in category</i>	VFFVX	Target Date	20.16 49 262	4.92 40 232	10.92 43 208	7.97 25 109	✓	15.53	-	10.86	✓	—	✓	0.08	✓	3	1-Low	Low Risk
Vanguard Target Retirement 2060 Fund <i>percentile rank</i> <i># of funds in category</i>	VTTX	Target Date	20.18 54 257	4.92 44 224	10.92 49 190	7.97 1 10	✓	15.52	-	10.86	✓	—	✓	0.08	✓	3	1-Low	Low Risk
Vanguard Target Retirement 2065 Fund <i>percentile rank</i> <i># of funds in category</i>	VLXVX	Target Date	20.15 63 229	4.95 45 152	10.91 85 11	- - -	✓	15.52	-	6.47	✓	—	✓	0.08	✓	3	1-Low	Low Risk
Vanguard Target Retirement 2070 Fund <i>percentile rank</i> <i># of funds in category</i>	VSVNX	Target Date	20.24 58 229	- - 152	- - 11	- - -	—	-	-	1.51	✖	—	✓	0.08	✓	3	-	Low Risk

©2024 Morningstar Investment Management LLC. All Rights Reserved. Morningstar Investment Management LLC is a registered investment adviser and subsidiary of Morningstar, Inc. The services are either performed by Morningstar Investment Management or an affiliate. The data shown represents past performance which is no guarantee of future performance. The Morningstar name and logo are registered marks of Morningstar, Inc. This report is not complete without the accompanying disclosure. Please visit https://fiduciaryservices.morningstar.com/Disclosures/Fiduciary_Services_Report_Disclosure.pdf to view these disclosures.

EAST WEST MANAGEMENT INSTITUTE 401K

Screens Summary (Data as of 12-31-2023)

🚫 Fund Removed from Approved List ⚠️ Fund on Watch List

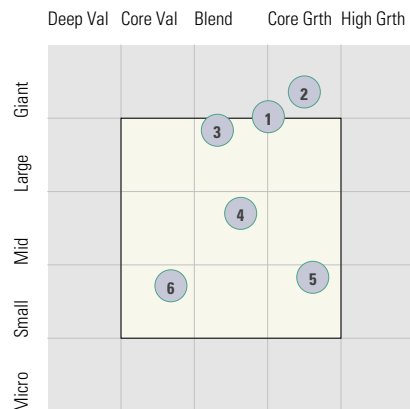
Name	Ticker	Asset Class	Trailing Performance and Risk				Management			Style		Expense		ESG Metrics					
			1 Yr	3 Yr	5 Yr	10 Yr	Pass/ Fail	Std Dev	Beta 3 Yr %	Tenure Yr %	Pass/ Fail	Style Box	Pass/ Fail	Exp Ratio	Pass/ Fail	Sustain. Rating	Commit. Level	Carbon Risk	
																	Updated	Updated	Updated
Vanguard Target Retirement Income Fund	VTINX	Target Date	10.74	0.56	4.83	4.09	✔️	8.48	—	10.86	✔️	—	✔️	0.08	✔️	3	1-Low	—	
<i>percentile rank</i>			48	42	44	26													
<i># of funds in category</i>			201	183	160	98									11-30-2023	02-15-2022	—		
Balanced																			
Vanguard LifeStrategy Cnsvr Gr Inv	VSCGX	Target Risk	12.48	0.46	5.52	4.77	✔️	10.09	—	1.85	❌	—	✔️	0.12	✔️	3	1-Low	—	
<i>percentile rank</i>			11	76	47	21													
<i># of funds in category</i>			528	506	469	346									11-30-2023	07-19-2023	—		
Vanguard LifeStrategy Growth Inv	VASGX	Target Risk	18.55	3.97	9.83	7.36	✔️	14.41	—	1.85	❌	—	✔️	0.14	✔️	3	1-Low	Low Risk	
<i>percentile rank</i>			22	55	32	24													
<i># of funds in category</i>			366	350	324	250									11-30-2023	07-19-2023	12-31-2022		
Vanguard LifeStrategy Income Inv	VASIX	Target Risk	9.48	-1.34	3.27	3.36	✔️	8.18	—	1.85	❌	—	✔️	0.11	✔️	4	1-Low	—	
<i>percentile rank</i>			24	87	62	37													
<i># of funds in category</i>			179	169	153	117									11-30-2023	07-19-2023	—		
Vanguard LifeStrategy Mod Gr Inv Shrs	VSMGX	Target Risk	15.49	2.21	7.68	6.09	✔️	12.21	—	1.85	❌	—	✔️	0.13	✔️	3	1-Low	Low Risk	
<i>percentile rank</i>			30	72	61	47													
<i># of funds in category</i>			905	850	795	591									11-30-2023	07-19-2023	12-31-2022		

EAST WEST MANAGEMENT INSTITUTE 401K

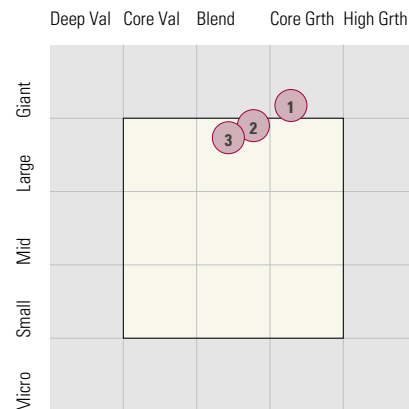
Style Analysis (Data as of 12-31-2023)

Style Analysis

Morningstar Style Box US Stock



Morningstar Style Box Non-US Stock



● US Stock Funds		Super Sectors %			Asset Allocation %			Avg Mkt Cap M\$	
	Category	Cyclical	Defensive	Sensitive	Cash	US Stock	Foreign		
1	Vanguard 500 Index Admiral	Large Blend Index	28.24	21.13	50.64	0.27	99.17	0.56	241.88
2	Fidelity® Contrafund®	Large Growth	29.51	15.43	55.06	2.35	90.39	4.98	394.88
3	American Funds Washington Mutual R6	Large Value	26.43	29.26	44.31	3.12	90.30	6.55	145.74
4	Vanguard Mid Cap Index Admiral	Mid-Cap Blend	34.17	21.66	44.15	0.75	97.81	1.44	27.67
5	Vanguard Small Cap Growth Index Admiral	Small Growth	25.70	22.19	52.12	2.21	96.83	0.96	6.54
6	Vanguard Small Cap Value Index Admiral	Small Value	50.27	14.16	35.57	1.06	98.06	0.88	5.62

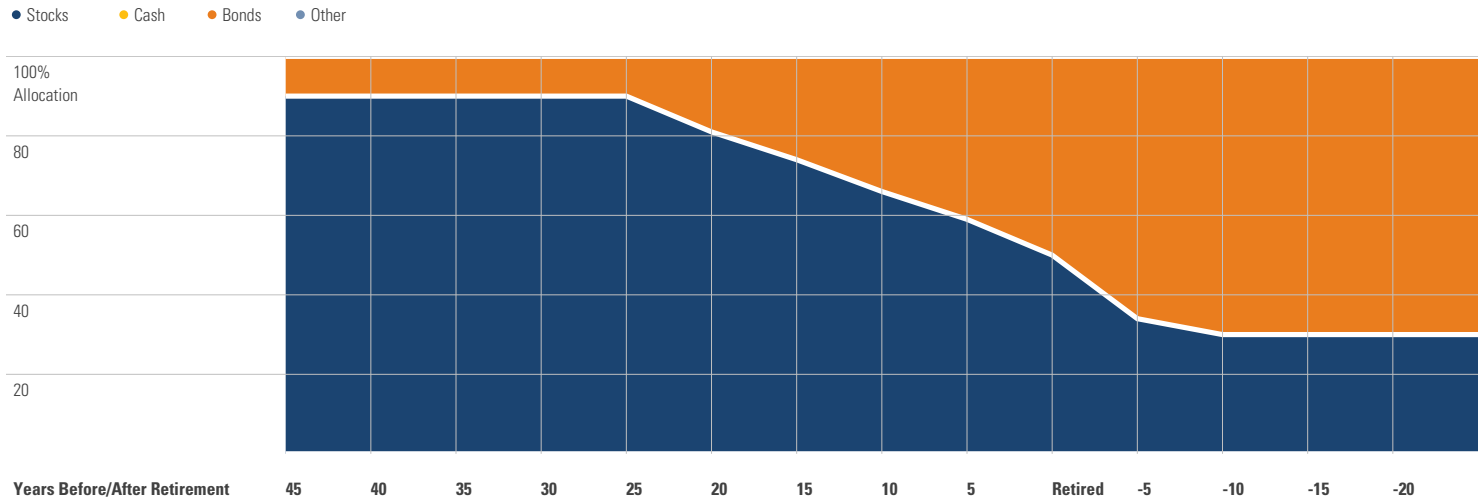
● Non-US Stock Funds		Super Sectors %			Regional Exposure %			Market Maturity %			
	Category	Cyclical	Defensive	Sensitive	Americas	Greater Asia	Greater Europe	Developed	EM%	Avg Mkt Cap M\$	
1	American Funds New World R6	Diversified Emerging Mkts	38.31	22.24	39.44	35.96	39.10	24.94	57.94	42.06	60.60
2	MFS Research International R4	Foreign Large Blend	42.11	23.75	34.12	10.93	33.15	55.93	97.46	2.54	48.17
3	Vanguard Developed Markets Index Admiral	Foreign Large Blend Index	41.06	21.35	37.60	10.38	36.03	53.58	99.41	0.59	31.81

● Fixed Income Funds		Super Sectors %				Other Stats		Credit Quality %		
	Category	US Govt Debt	Mtg	US Credit	Non US	Avg Eff Duration	Inv Grade	Below Inv Grade	NR/NA	
1	BlackRock Inflation Protected Bond Instl	Inflation-Protected Bond	72.41	4.83	2.88	0.00	6.08	97.25	0.08	2.67
2	Vanguard Inter-Term Bond Index Adm	Intermediate-Term Bond	59.86	0.00	40.05	0.00	6.22	100.04	0.00	-0.04
3	Loomis Sayles Bond N	Multisector Bond	15.92	0.13	78.54	0.00	6.20	63.19	26.62	10.20
4	PIMCO Short-Term Instl	Ultrashort Bond	20.84	1.35	45.07	0.00	0.10	99.45	0.55	0.00

EAST WEST MANAGEMENT INSTITUTE 401K

Target Date Analysis (Data as of 12-31-2023)

Target Date Allocation



Target Date Portfolio Data

Asset Allocation %

	Total Stock	US Stock	Non-US Stock	Total Bond	Infl Prot Bond	HY Bond	Cash	Other	Avg Mkt Cap \$M
Vanguard Target Retirement 2020 Fund	39.11	23.44	15.67	58.49	15.34	0.22	2.35	0.04	79.33
Vanguard Target Retirement 2025 Fund	52.55	31.53	21.02	45.14	8.37	0.19	2.27	0.05	79.42
Vanguard Target Retirement 2030 Fund	61.64	37.24	24.40	36.29	0.00	0.17	2.03	0.04	79.98
Vanguard Target Retirement 2035 Fund	68.96	42.13	26.83	28.84	0.00	0.13	2.15	0.05	80.90
Vanguard Target Retirement 2040 Fund	76.25	46.58	29.67	21.79	0.00	0.10	1.90	0.05	80.91
Vanguard Target Retirement 2045 Fund	83.26	50.88	32.38	14.53	0.00	0.07	2.16	0.06	80.93
Vanguard Target Retirement 2050 Fund	88.46	53.23	35.23	9.48	0.00	0.04	1.99	0.07	79.66
Vanguard Target Retirement 2055 Fund	88.38	53.10	35.28	9.58	0.00	0.04	1.96	0.07	79.53
Vanguard Target Retirement 2060 Fund	88.36	53.05	35.31	9.52	0.00	0.04	2.08	0.07	79.48
Vanguard Target Retirement 2065 Fund	88.23	53.00	35.23	9.47	0.00	0.04	2.23	0.07	79.52
Vanguard Target Retirement 2070 Fund	88.52	53.38	35.14	9.88	0.00	0.04	1.54	0.07	79.83
Vanguard Target Retirement Income Fund	29.21	17.50	11.71	68.26	18.43	0.25	2.49	0.04	79.29