

FESTOOL USA 401K PLAN

Screens Summary (Data as of 12-31-2023)

🔴 Fund Removed from Approved List 🟡 Fund on Watch List

Name	Ticker	Asset Class	Trailing Performance and Risk							Management Style			Expense		ESG Metrics			
			1 Yr	3 Yr	5 Yr	10 Yr	Pass/ Fail	Std Dev 3 Yr %	Beta 3 Yr %	Tenure	Pass/ Fail	Style Box	Pass/ Fail	Exp Ratio	Pass/ Fail	Sustain. Rating	Commit. Level	Carbon Risk
US Stock																		
TIAA-CREF Social Choice LwCrbn Eq Instl	TNWCX	Large Blend	23.19	8.26	15.47	-	✔	18.25	-	8.41	✔	🇺🇸	✔	0.31	✔	5	-	Low Risk
<i>percentile rank</i>			54	69	28	-												
<i># of funds in category</i>			1,591	1,445	1,323	996												

Vanguard 500 Index Admiral	VFIAX	Large Blend Index	26.24	9.96	15.65	11.99	✔	17.54	-	6.09	✔	🇺🇸	✔	0.04	✔	3	1-Low	Low Risk
<i>percentile rank</i>			27	28	21	10												
<i># of funds in category</i>			1,591	1,445	1,323	996												

JPMorgan Large Cap Growth R6	JLGMX	Large Growth	34.95	6.23	21.19	15.67	✔	19.14	-	19.42	✔	🇺🇸	✔	0.44	✔	3	2-Basic	Low Risk
<i>percentile rank</i>			58	46	4	5												
<i># of funds in category</i>			1,294	1,204	1,115	882												

Vanguard Windsor™ II Admiral™	VWNAX	Large Value	21.07	10.72	14.96	10.14	✔	17.11	-	20.07	✔	🇺🇸	✖	0.26	✔	3	-	Low Risk
<i>percentile rank</i>			7	33	7	10												
<i># of funds in category</i>			1,295	1,209	1,150	888												

ClearBridge Mid Cap Growth IS	LCMIX	Mid-Cap Growth	29.20	1.93	15.02	9.93	✔	22.45	-	13.34	✔	🇺🇸	✔	0.76	✔	5	-	Low Risk
<i>percentile rank</i>			9	32	14	37												
<i># of funds in category</i>			603	568	537	434												

Vanguard Selected Value Inv	VASVX	Mid-Cap Value	25.33	14.01	15.23	8.78	✔	20.82	-	18.86	✔	🇺🇸	✔	0.38	✔	4	-	Medium Risk
<i>percentile rank</i>			6	14	9	21												
<i># of funds in category</i>			421	407	386	295												

MFS New Discovery R6	MNDKX	Small Growth	14.44	-6.44	10.93	7.62	✔	20.97	-	10.01	✔	🇺🇸	✔	0.90	✔	4	-	Medium Risk
<i>percentile rank</i>			68	77	47	59												
<i># of funds in category</i>			626	592	555	433												

JPMorgan Small Cap Value R6	JSVUX	Small Value	13.29	9.35	10.67	6.44	✔	21.76	-	13.17	✔	🇺🇸	✔	0.74	✔	3	-	Medium Risk
<i>percentile rank</i>			75	67	67	64												
<i># of funds in category</i>			510	475	446	352												

Non-US Stock																		
American Funds New World R6	RNWGX	Diversified Emerging Mkts	16.22	-1.49	8.93	5.51	✔	16.09	-	24.56	✔	🇺🇸	✔	0.57	✔	3	1-Low	Medium Risk
<i>percentile rank</i>			24	34	9	4												
<i># of funds in category</i>			847	751	687	428												

Hartford Schoders International Stk SDR	SCIJX	Foreign Large Blend	17.11	2.02	10.71	-	✔	17.96	-	13.84	✔	🇺🇸	✖	0.71	✔	4	-	Low Risk
<i>percentile rank</i>			48	60	4	-												
<i># of funds in category</i>			837	782	710	467												

Vanguard Developed Markets Index Admiral	VTMGX	Foreign Large Blend Index	17.67	3.55	8.36	4.54	✔	17.84	-	10.86	✔	🇺🇸	✔	0.07	✔	2	1-Low	Low Risk
<i>percentile rank</i>			37	37	30	24												
<i># of funds in category</i>			837	782	710	467												

Vanguard International Growth Adm	VWILX	Foreign Large Growth	14.81	-7.61	10.62	7.09	✔	22.73	-	14.02	✔	🇺🇸	✔	0.31	✔	3	-	Low Risk
<i>percentile rank</i>			69	92	18	10												
<i># of funds in category</i>			450	423	365	255												

Vanguard International Value Inv	VTRIX	Foreign Large Value	16.15	3.47	7.77	3.78	✔	17.31	-	13.60	✔	🇺🇸	✖	0.38	✔	2	-	Medium Risk
<i>percentile rank</i>			71	84	42	37												
<i># of funds in category</i>			403	367	344	223												

FESTOOL USA 401K PLAN

Screens Summary (Data as of 12-31-2023)

🔴 Fund Removed from Approved List ⚠️ Fund on Watch List

Name	Ticker	Asset Class	Trailing Performance and Risk				Management			Style		Expense		ESG Metrics				
			1 Yr	3 Yr	5 Yr	10 Yr	Pass/ Fail	Std Dev 3 Yr %	Beta 3 Yr %	Tenure	Pass/ Fail	Style Box	Pass/ Fail	Exp Ratio	Sustain. Rating	Commit. Level	Carbon Risk	
Vanguard Global Equity Inv	VHGX	Global Stock	23.51	2.63	11.23	8.16	✔️	18.93	-	15.73	✔️	-	✔️	0.41	✔️	3	-	Low Risk
<i>percentile rank</i>			18	88	41	28												
<i># of funds in category</i>			375	354	314	212									11-30-2023	-	12-31-2022	

Alternative																		
PIMCO Commodity Real Ret Strat Instl	PCRIX	Commodities Broad Basket	-7.36	10.41	8.78	-0.61	✔️	18.05	-	5.17	✔️	-	-	0.99	✔️	3	-	-
<i>percentile rank</i>			60	63	33	55												
<i># of funds in category</i>			114	109	104	67									06-30-2023	-	-	
Neuberger Berman Real Estate R6	NRREX	Real Estate	12.10	5.17	8.74	8.04	✔️	21.40	-	18.01	✔️	-	✔️	0.76	✔️	4	-	Low Risk
<i>percentile rank</i>			44	55	16	16												
<i># of funds in category</i>			265	249	227	166									11-30-2023	-	12-31-2022	

Fixed Income																		
PGIM Global Total Return R6	PGTQX	Global Bond	9.68	-6.84	-0.01	1.60	✔️	10.77	-	21.27	✔️	-	-	0.54	✔️	1	-	-
<i>percentile rank</i>			10	82	46	8												
<i># of funds in category</i>			204	197	180	144									11-30-2023	-	-	
PGIM High Yield R6	PHYQX	High Yield Bond	12.31	1.89	5.39	4.83	✔️	8.13	-	16.22	✔️	-	-	0.38	✔️	-	-	-
<i>percentile rank</i>			49	47	23	8												
<i># of funds in category</i>			706	652	619	465												
PIMCO Real Return Instl	PRRIX	Inflation-Protected Bond	3.74	-1.14	3.28	2.38	✔️	7.28	-	4.98	✔️	-	-	0.67	✔️	3	-	-
<i>percentile rank</i>			57	58	21	12												
<i># of funds in category</i>			234	221	214	152									11-30-2023	-	-	
⚠️ Western Asset Core Bond IS	WACSX	Intermediate-Term Bond	5.83	-4.75	0.83	2.13	✔️	9.00	-	17.02	✔️	📄	-	0.42	✔️	3	-	-
<i>percentile rank</i>			37	98	72	14												
<i># of funds in category</i>			566	510	457	329									11-30-2023	-	-	
PIMCO Income Instl	PIMIX	Multisector Bond	9.32	1.12	3.40	4.44	✔️	6.26	-	16.77	✔️	-	-	0.62	✔️	4	-	-
<i>percentile rank</i>			31	25	38	1												
<i># of funds in category</i>			371	335	284	177									11-30-2023	-	-	
Lincoln Stable Value Account -LNGPA		Stable Value	-	-	-	-	-	-	-	40.69	✔️	-	-	-	-	-	-	-
<i>percentile rank</i>			-	-	-	-												
<i># of funds in category</i>			75	-	-	-												
PIMCO Short-Term Instl	PTSHX	Ultrashort Bond	6.08	1.96	2.27	2.02	✔️	1.25	-	13.01	✔️	-	-	0.47	✔️	3	-	-
<i>percentile rank</i>			31	52	31	9												
<i># of funds in category</i>			245	216	195	116									11-30-2023	-	-	

Target Date																		
American Funds 2010 Trgt Date Retire R6	RFTTX	Target Date	8.67	2.58	6.07	5.10	✔️	8.78	-	12.01	✔️	-	✔️	0.29	✔️	2	-	-
<i>percentile rank</i>			74	1	11	1												
<i># of funds in category</i>			127	114	105	50									11-30-2023	-	-	
American Funds 2015 Trgt Date Retire R6	RFJTX	Target Date	9.57	2.74	6.51	5.39	✔️	9.44	-	12.01	✔️	-	✖️	0.30	✔️	2	-	-
<i>percentile rank</i>			87	1	11	1												
<i># of funds in category</i>			129	117	103	50									11-30-2023	-	-	

FESTOOL USA 401K PLAN

Screens Summary (Data as of 12-31-2023)

🚫 Fund Removed from Approved List ⚠️ Fund on Watch List

Name	Ticker	Asset Class	Trailing Performance and Risk						Management Style				Expense		ESG Metrics			
			1 Yr	3 Yr	5 Yr	10 Yr	Pass/ Fail	Std Dev 3 Yr %	Beta 3 Yr %	Tenure	Pass/ Fail	Style Box	Pass/ Fail	Exp Ratio	Pass/ Fail	Sustain. Rating	Commit. Level	Carbon Risk
																Updated	Updated	Updated
American Funds 2020 Trgt Date Retire R6 <i>percentile rank</i> <i># of funds in category</i>	RRCTX	Target Date	10.46 85 182	2.84 1 158	6.89 21 143	5.78 1 74	✔️	9.96	-	12.01	✔️	-	✔️	0.31	✔️	2	-	-
American Funds 2025 Trgt Date Retire R6 <i>percentile rank</i> <i># of funds in category</i>	RFDTX	Target Date	11.94 73 278	2.87 4 248	7.84 9 216	6.41 4 126	✔️	10.74	-	12.01	✔️	-	✔️	0.32	✔️	3	-	Low Risk
American Funds 2030 Trgt Date Retire R6 <i>percentile rank</i> <i># of funds in category</i>	RFETX	Target Date	14.52 55 273	3.47 4 247	8.90 10 213	7.25 1 133	✔️	12.02	-	12.01	✔️	-	✔️	0.33	✔️	3	-	Low Risk
American Funds 2035 Trgt Date Retire R6 <i>percentile rank</i> <i># of funds in category</i>	RFFTX	Target Date	16.90 40 273	4.20 7 236	10.39 1 209	8.15 1 123	✔️	13.47	-	12.01	✔️	-	✔️	0.35	✔️	3	-	Low Risk
American Funds 2040 Trgt Date Retire R6 <i>percentile rank</i> <i># of funds in category</i>	RFCTX	Target Date	19.33 17 264	4.75 11 236	11.17 6 207	8.58 1 127	✔️	14.71	-	12.01	✔️	-	✔️	0.37	✔️	2	-	Low Risk
American Funds 2045 Trgt Date Retire R6 <i>percentile rank</i> <i># of funds in category</i>	RFHTX	Target Date	20.15 21 267	4.83 31 237	11.35 7 211	8.73 1 123	✔️	15.14	-	12.01	✔️	-	✔️	0.37	✔️	2	-	Low Risk
American Funds 2050 Trgt Date Retire R6 <i>percentile rank</i> <i># of funds in category</i>	RFITX	Target Date	20.83 20 266	4.75 53 236	11.41 6 210	8.77 1 129	✔️	15.42	-	12.01	✔️	-	✔️	0.38	✔️	2	-	Low Risk
American Funds 2055 Trgt Date Retire R6 <i>percentile rank</i> <i># of funds in category</i>	RFKTX	Target Date	21.40 9 262	4.65 59 232	11.35 17 208	8.73 1 109	✔️	15.65	-	12.01	✔️	-	✔️	0.38	✔️	2	-	Low Risk
American Funds 2060 Trgt Date Retire R6 <i>percentile rank</i> <i># of funds in category</i>	RFUTX	Target Date	21.61 10 257	4.62 64 224	11.32 25 190	- - 10	✔️	15.68	-	8.77	✔️	-	✔️	0.39	✔️	2	-	Low Risk
American Funds 2065 Trgt Date Retire R6 <i>percentile rank</i> <i># of funds in category</i>	RFVTX	Target Date	21.55 11 229	4.65 63 152	- - 11	- - -	✔️	15.68	-	4.00	✔️	-	✔️	0.39	✔️	2	-	Low Risk
Balanced																		
BlackRock 20/80 Target Allocation K <i>percentile rank</i> <i># of funds in category</i>	BKCPX	Target Risk	8.78 46 179	-0.98 72 169	3.89 39 153	- - 117	✔️	8.76	-	8.61	✔️	-	✔️	0.23	✔️	3	-	-
BlackRock 40/60 Target Allocation K <i>percentile rank</i> <i># of funds in category</i>	BKMPX	Target Risk	12.14 14 528	1.09 51 506	6.68 12 469	- - 346	✔️	10.55	-	8.61	✔️	-	✔️	0.25	✔️	3	-	Low Risk
BlackRock 60/40 Target Allocation K <i>percentile rank</i> <i># of funds in category</i>	BKGPX	Target Risk	15.70 29 905	2.77 62 850	9.03 30 795	- - 591	✔️	12.49	-	8.61	✔️	-	✔️	0.26	✔️	3	-	Low Risk
BlackRock 80/20 Target Allocation K <i>percentile rank</i> <i># of funds in category</i>	BKAPX	Target Risk	18.90 19 366	4.69 37 350	11.33 8 324	- - 250	✔️	14.42	-	8.61	✔️	-	✔️	0.27	✔️	4	-	Low Risk

©2024 Morningstar Investment Management LLC. All Rights Reserved. Morningstar Investment Management LLC is a registered investment adviser and subsidiary of Morningstar, Inc. The services are either performed by Morningstar Investment Management or an affiliate. The data shown represents past performance which is no guarantee of future performance. The Morningstar name and logo are registered marks of Morningstar, Inc. This report is not complete without the accompanying disclosure. Please visit https://fiduciaryservices.morningstar.com/Disclosures/Fiduciary_Services_Report_Disclosure.pdf to view these disclosures.

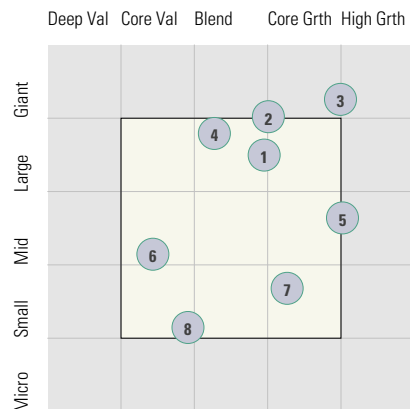


FESTOOL USA 401K PLAN

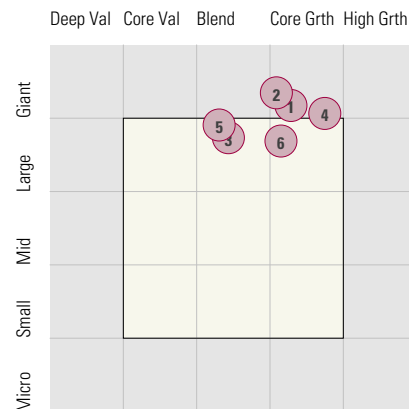
Style Analysis (Data as of 12-31-2023)

Style Analysis

Morningstar Style Box US Stock



Morningstar Style Box Non-US Stock



US Stock Funds

	Category	Super Sectors %			Asset Allocation %			Avg Mkt Cap M\$	
		Cyclical	Defensive	Sensitive	Cash	US Stock	Foreign		
1	TIAA-CREF Social Choice LwCrbn Eq Instl	Large Blend	31.12	22.43	46.46	1.34	98.65	0.02	100.68
2	Vanguard 500 Index Admiral	Large Blend Index	28.24	21.13	50.64	0.27	99.17	0.56	241.88
3	JPMorgan Large Cap Growth R6	Large Growth	21.91	11.77	66.31	2.93	93.58	3.49	362.67
4	Vanguard Windsor™ II Admiral™	Large Value	29.18	24.42	46.41	4.10	86.10	9.81	124.63
5	ClearBridge Mid Cap Growth IS	Mid-Cap Growth	25.66	20.35	53.99	2.60	94.30	3.10	21.39
6	Vanguard Selected Value Inv	Mid-Cap Value	52.45	13.38	34.17	5.21	85.04	9.74	8.60
7	MFS New Discovery R6	Small Growth	20.74	23.00	56.25	3.31	82.52	14.17	4.41
8	JPMorgan Small Cap Value R6	Small Value	52.89	16.48	30.63	3.47	92.87	3.66	2.40

Non-US Stock Funds

	Category	Super Sectors %			Regional Exposure %			Market Maturity %			
		Cyclical	Defensive	Sensitive	Americas	Greater Asia	Greater Europe	Developed	EM%	Avg Mkt Cap M\$	
1	American Funds New World R6	Diversified Emerging Mkts	38.31	22.24	39.44	35.96	39.10	24.94	57.94	42.06	60.60
2	Hartford Schrodgers International Stk SDR	Foreign Large Blend	27.52	32.29	40.20	7.33	27.48	65.19	90.11	9.89	82.06
3	Vanguard Developed Markets Index Admiral	Foreign Large Blend Index	41.06	21.35	37.60	10.38	36.03	53.58	99.41	0.59	31.81
4	Vanguard International Growth Adm	Foreign Large Growth	33.48	23.16	43.35	23.74	29.19	47.08	79.91	20.09	54.71
5	Vanguard International Value Inv	Foreign Large Value	43.43	16.49	40.07	11.72	37.96	50.32	81.26	18.74	32.73
6	Vanguard Global Equity Inv	Global Stock	45.08	17.24	37.69	65.19	13.65	21.14	93.17	6.83	65.61

Fixed Income Funds

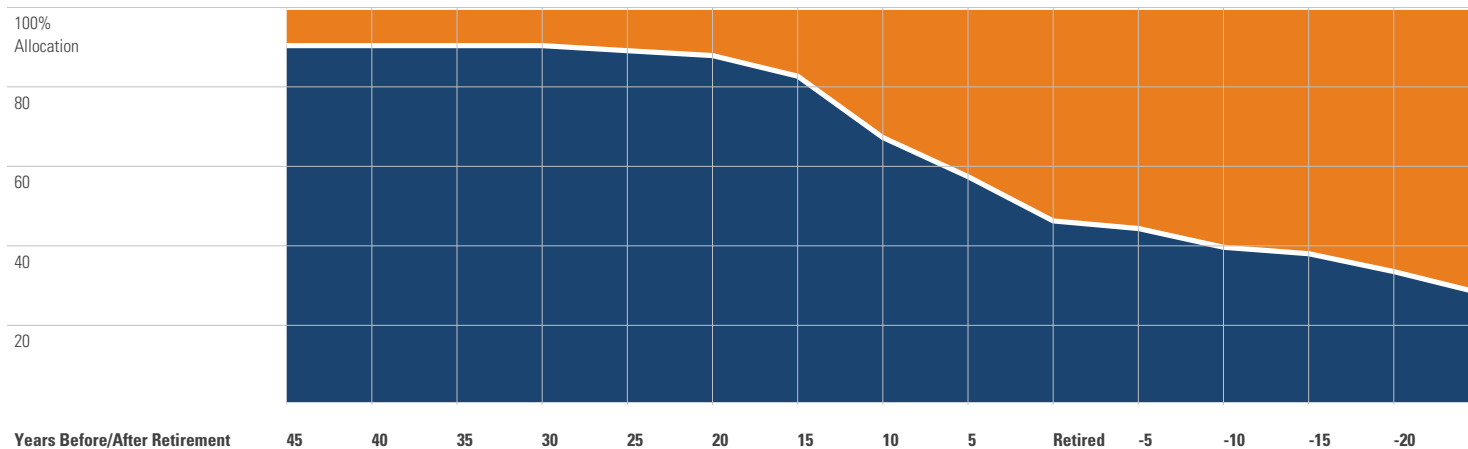
	Category	Super Sectors %				Other Stats		Credit Quality %		
		US Govt Debt	Mtg	US Credit	Non US	Avg Eff Duration	Inv Grade	Below Inv Grade	NR/NA	
1	PGIM Global Total Return R6	Global Bond	23.69	2.70	36.42	0.00	6.46	79.49	19.32	1.19
2	PGIM High Yield R6	High Yield Bond	2.74	0.00	88.91	0.00	3.71	16.13	80.40	3.48
3	PIMCO Real Return Instl	Inflation-Protected Bond	68.31	3.72	5.83	0.00	6.57	97.26	2.74	0.00
4	Western Asset Core Bond IS	Intermediate-Term Bond	11.73	37.59	43.09	0.00	7.24	100.88	0.62	-1.50
5	PIMCO Income Instl	Multisector Bond	39.78	12.74	8.62	0.00	4.74	82.84	17.16	0.00
6	Lincoln Stable Value Account -LNGPA	Stable Value	-	-	-	0.00	-	0.00	0.00	-
7	PIMCO Short-Term Instl	Ultrashort Bond	20.84	1.35	45.07	0.00	0.10	99.45	0.55	0.00

FESTOOL USA 401K PLAN

Target Date Analysis (Data as of 12-31-2023)

Target Date Allocation

● Stocks ● Cash ● Bonds ● Other



Target Date Portfolio Data

Asset Allocation %

	Total Stock	US Stock	Non-US Stock	Total Bond	Infl Prot Bond	HY Bond	Cash	Other	Avg Mkt Cap \$M
American Funds 2010 Trgt Date Retire R6	38.42	28.43	9.99	55.71	12.36	3.83	5.32	0.54	102.59
American Funds 2015 Trgt Date Retire R6	40.30	29.65	10.65	53.78	13.82	5.46	5.34	0.57	105.00
American Funds 2020 Trgt Date Retire R6	44.04	32.31	11.73	50.21	14.92	5.15	5.15	0.58	106.17
American Funds 2025 Trgt Date Retire R6	49.08	35.42	13.66	45.23	15.08	3.87	5.11	0.58	103.12
American Funds 2030 Trgt Date Retire R6	58.18	41.94	16.24	36.16	14.63	1.90	5.08	0.59	95.87
American Funds 2035 Trgt Date Retire R6	68.58	49.09	19.49	25.57	15.33	1.52	5.24	0.62	90.56
American Funds 2040 Trgt Date Retire R6	80.02	56.31	23.71	13.94	13.70	0.79	5.39	0.65	86.03
American Funds 2045 Trgt Date Retire R6	83.88	58.70	25.18	10.13	4.66	0.32	5.33	0.65	84.16
American Funds 2050 Trgt Date Retire R6	84.87	59.34	25.53	9.22	4.71	0.20	5.31	0.59	82.58
American Funds 2055 Trgt Date Retire R6	85.59	59.52	26.07	8.62	4.81	0.13	5.23	0.55	80.33
American Funds 2060 Trgt Date Retire R6	85.64	59.59	26.05	8.61	4.83	0.13	5.19	0.56	78.71
American Funds 2065 Trgt Date Retire R6	85.69	59.62	26.07	8.55	4.78	0.13	5.18	0.56	78.78