

CITY OF HIBBING 457B PLAN

Screens Summary (Data as of 12-31-2023)

🚫 Fund Removed from Approved List ⚠️ Fund on Watch List

Name	Ticker	Asset Class	Trailing Performance and Risk				Management			Style		Expense		ESG Metrics				
			1 Yr	3 Yr	5 Yr	10 Yr	Pass/ Fail	Std Dev 3 Yr %	Beta 3 Yr %	Tenure	Pass/ Fail	Style Box	Pass/ Fail	Exp Ratio	Sustain. Rating Updated	Commit. Level Updated	Carbon Risk Updated	
US Stock																		
Vanguard 500 Index Admiral	VFIAX	Large Blend Index	26.24	9.96	15.65	11.99	✔️	17.54	-	6.09	✔️	🇺🇸	✔️	0.04	✔️	3	1-Low	Low Risk
<i>percentile rank</i>			27	28	21	10												
<i># of funds in category</i>			1,591	1,445	1,323	996									11-30-2023	02-15-2022	12-31-2022	
MFS Growth R6	MFEKX	Large Growth	36.25	5.14	16.10	13.04	✔️	20.18	-	21.76	✔️	🇺🇸	✔️	0.50	✔️	4	2-Basic	Low Risk
<i>percentile rank</i>			55	59	47	30												
<i># of funds in category</i>			1,294	1,204	1,115	882									11-30-2023	02-15-2022	12-31-2022	
Invesco Diversified Dividend R6	LCEFX	Large Value	9.15	8.75	10.18	7.97	✔️	15.19	-	7.85	✔️	🇺🇸	✔️	0.46	✔️	3	-	Medium Risk
<i>percentile rank</i>			67	71	75	65												
<i># of funds in category</i>			1,295	1,209	1,150	888									11-30-2023	-	12-31-2022	
Vanguard Mid Cap Index Admiral	VIMAX	Mid-Cap Blend	15.98	5.49	12.71	9.41	✔️	19.20	-	2.45	⚠️	🇺🇸	✔️	0.05	✔️	4	1-Low	Medium Risk
<i>percentile rank</i>			52	73	31	17												
<i># of funds in category</i>			473	432	403	267									11-30-2023	02-15-2022	12-31-2022	
PGIM Jennison Small Company R6	PJSQX	Small Growth	12.02	5.72	14.25	9.24	✔️	19.55	-	10.10	✔️	🇺🇸	⚠️	0.69	✔️	3	-	Medium Risk
<i>percentile rank</i>			80	7	11	23												
<i># of funds in category</i>			626	592	555	433									11-30-2023	-	12-31-2022	
DFA US Small Cap Value I	DFS VX	Small Value	18.91	17.07	14.14	7.99	✔️	22.14	-	11.85	✔️	🇺🇸	✔️	0.30	✔️	2	-	Medium Risk
<i>percentile rank</i>			34	11	18	23												
<i># of funds in category</i>			510	475	446	352									11-30-2023	-	12-31-2022	
Non-US Stock																		
American Funds New World R6	RNWXG	Diversified Emerging Mkts	16.22	-1.49	8.93	5.51	✔️	16.09	-	24.56	✔️	🇺🇸	✔️	0.57	✔️	3	1-Low	Medium Risk
<i>percentile rank</i>			24	34	9	4												
<i># of funds in category</i>			847	751	687	428									11-30-2023	02-15-2022	12-31-2022	
American Funds Intl Gr and Inc R6	RIGGX	Foreign Large Blend	15.72	2.64	8.33	4.04	✔️	16.69	-	15.26	✔️	🇺🇸	✔️	0.54	✔️	2	1-Low	Low Risk
<i>percentile rank</i>			63	53	31	52												
<i># of funds in category</i>			837	782	710	467									11-30-2023	02-15-2022	12-31-2022	
Vanguard Developed Markets Index Admiral	VTMGX	Foreign Large Blend Index	17.67	3.55	8.36	4.54	✔️	17.84	-	10.86	✔️	🇺🇸	✔️	0.07	✔️	2	1-Low	Low Risk
<i>percentile rank</i>			37	37	30	24												
<i># of funds in category</i>			837	782	710	467									11-30-2023	02-15-2022	12-31-2022	
Alternative																		
Vanguard Real Estate Index Admiral	VGS LX	Real Estate	11.81	5.02	7.33	7.36	✔️	21.73	-	27.65	✔️	—	✔️	0.12	✔️	3	1-Low	Low Risk
<i>percentile rank</i>			52	62	43	44												
<i># of funds in category</i>			265	249	227	166									11-30-2023	02-15-2022	12-31-2022	
Fixed Income																		
Vanguard Inflation-Protected Secs Adm	VAIPX	Inflation-Protected Bond	3.79	-1.12	3.02	2.33	✔️	7.12	-	2.15	⚠️	—	—	0.10	✔️	3	-	-
<i>percentile rank</i>			52	55	54	20												
<i># of funds in category</i>			234	221	214	152									11-30-2023	-	-	

CITY OF HIBBING 457B PLAN

Screens Summary (Data as of 12-31-2023)

⊖ Fund Removed from Approved List ⚠ Fund on Watch List

Name	Ticker	Asset Class	Trailing Performance and Risk				Management			Style	Expense		ESG Metrics					
			1 Yr	3 Yr	5 Yr	10 Yr	Pass/ Fail	Std Dev 3 Yr %	Beta 3 Yr %	Tenure	Pass/ Fail	Style Box	Pass/ Fail	Exp Ratio	Sustain. Rating	Commit. Level	Carbon Risk	
Baird Aggregate Bond Inst	BAGIX	Intermediate-Term Bond	6.43	-3.14	1.56	2.25	✔	7.38	-	23.27	✔	☒	-	0.30	✔	3	1-Low	-
<i>percentile rank</i>			20	31	18	9												
<i># of funds in category</i>			566	510	457	329									11-30-2023	02-15-2022	-	
PIMCO Income Instl	PIMIX	Multisector Bond	9.32	1.12	3.40	4.44	✔	6.26	-	16.77	✔	-	-	0.62	✔	4	-	-
<i>percentile rank</i>			31	25	38	1												
<i># of funds in category</i>			371	335	284	177									11-30-2023	-	-	
Lincoln Stable Value Account -LNGPA		Stable Value	-	-	-	-	-	-	-	40.69	✔	-	-	-	-	-	-	-
<i>percentile rank</i>			-	-	-	-												
<i># of funds in category</i>			75	-	-	-												
Federated Hermes Govt Ultrashort R6	FGULX	Ultrashort Bond	5.13	1.85	1.82	-	✔	0.86	-	26.49	✔	-	-	0.24	✔	-	-	-
<i>percentile rank</i>			79	65	77	-												
<i># of funds in category</i>			245	216	195	116												

Target Date

BlackRock LifePath® Index 2025 K	LIBKX	Target Date	12.40	1.04	6.65	5.47	✔	11.26	-	5.67	✔	-	✔	0.09	✔	4	1-Low	Low Risk
<i>percentile rank</i>			64	83	70	52												
<i># of funds in category</i>			278	248	216	126									11-30-2023	04-07-2022	09-30-2022	
BlackRock LifePath® Index 2030 K	LINKX	Target Date	14.57	2.19	7.87	6.21	✔	12.66	-	5.67	✔	-	✔	0.09	✔	4	1-Low	Low Risk
<i>percentile rank</i>			54	68	62	43												
<i># of funds in category</i>			273	247	213	133									11-30-2023	04-07-2022	12-31-2022	
BlackRock LifePath® Index 2035 K	LJJKX	Target Date	16.59	3.25	9.03	6.92	✔	13.94	-	5.67	✔	-	✔	0.09	✔	4	1-Low	Low Risk
<i>percentile rank</i>			47	55	55	36												
<i># of funds in category</i>			273	236	209	123									11-30-2023	04-07-2022	12-31-2022	
BlackRock LifePath® Index 2040 K	LKKX	Target Date	18.58	4.26	10.08	7.55	✔	15.13	-	5.67	✔	-	✔	0.09	✔	3	1-Low	Low Risk
<i>percentile rank</i>			41	41	41	27												
<i># of funds in category</i>			264	236	207	127									11-30-2023	04-07-2022	12-31-2022	
BlackRock LifePath® Index 2045 K	LIHXX	Target Date	20.29	5.11	10.95	8.05	✔	16.12	-	5.67	✔	-	✔	0.09	✔	3	1-Low	Low Risk
<i>percentile rank</i>			19	15	26	15												
<i># of funds in category</i>			267	237	211	123									11-30-2023	04-07-2022	12-31-2022	
BlackRock LifePath® Index 2050 K	LIPKX	Target Date	21.36	5.58	11.41	8.30	✔	16.62	-	5.67	✔	-	✔	0.09	✔	3	1-Low	Low Risk
<i>percentile rank</i>			4	12	6	6												
<i># of funds in category</i>			266	236	210	129									11-30-2023	04-07-2022	12-31-2022	
BlackRock LifePath® Index 2055 K	LIVKX	Target Date	21.60	5.69	11.50	8.37	✔	16.71	-	5.67	✔	-	✔	0.09	✔	3	1-Low	Low Risk
<i>percentile rank</i>			9	12	5	6												
<i># of funds in category</i>			262	232	208	109									11-30-2023	04-07-2022	12-31-2022	
BlackRock LifePath® Index 2060 K	LIZKX	Target Date	21.66	5.68	11.51	-	✔	16.73	-	5.67	✔	-	✔	0.09	✔	3	1-Low	Low Risk
<i>percentile rank</i>			9	14	11	-												
<i># of funds in category</i>			257	224	190	10									11-30-2023	04-07-2022	12-31-2022	
BlackRock LifePath® Index 2065 K	LIWKX	Target Date	21.62	5.70	-	-	✔	16.77	-	4.17	✔	-	✔	0.09	✔	3	1-Low	Low Risk
<i>percentile rank</i>			10	17	-	-												
<i># of funds in category</i>			229	152	11	-									11-30-2023	04-07-2022	12-31-2022	
BlackRock LifePath® Index Retire K	LIRKX	Target Date	11.47	0.35	5.62	4.60	✔	10.45	-	5.67	✔	-	✔	0.09	✔	4	1-Low	-
<i>percentile rank</i>			16	51	10	5												
<i># of funds in category</i>			201	183	160	98									11-30-2023	04-07-2022	-	

CITY OF HIBBING 457B PLAN

Screens Summary (Data as of 12-31-2023)

⊖ Fund Removed from Approved List
 ! Fund on Watch List

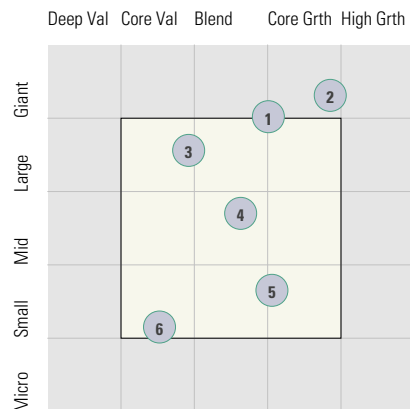
Name	Ticker	Asset Class	Trailing Performance and Risk				Management			Style		Expense		ESG Metrics				
			1 Yr	3 Yr	5 Yr	10 Yr	Pass/ Fail	Std Dev 3 Yr %	Beta 3 Yr %	Tenure	Pass/ Fail	Style Box	Pass/ Fail	Exp Ratio	Pass/ Fail	Sustain. Rating	Commit. Level	Carbon Risk
Balanced																		
American Funds American Balanced R6	RLBGX	Moderate Allocation	14.37	5.40	9.26	7.88	✔	12.00	-	25.01	✔	—	✔	0.25	✔	2	1-Low	Low Risk
<i>percentile rank</i>			41	14	26	12												
<i># of funds in category</i>			905	850	795	591										11-30-2023	02-15-2022	12-31-2022

CITY OF HIBBING 457B PLAN

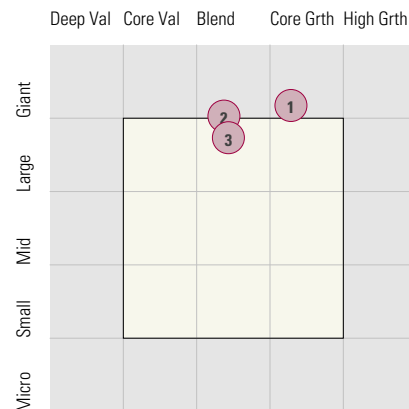
Style Analysis (Data as of 12-31-2023)

Style Analysis

Morningstar Style Box US Stock



Morningstar Style Box Non-US Stock



US Stock Funds

	Category	Super Sectors %			Asset Allocation %			Avg Mkt Cap M\$	
		Cyclical	Defensive	Sensitive	Cash	US Stock	Foreign		
1	Vanguard 500 Index Admiral	Large Blend Index	28.24	21.13	50.64	0.27	99.17	0.56	241.88
2	MFS Growth R6	Large Growth	27.42	11.69	60.90	1.15	96.07	2.78	394.18
3	Invesco Diversified Dividend R6	Large Value	31.95	33.74	34.32	1.88	91.90	6.22	105.39
4	Vanguard Mid Cap Index Admiral	Mid-Cap Blend	34.17	21.66	44.15	0.75	97.81	1.44	27.67
5	PGIM Jennison Small Company R6	Small Growth	40.39	18.70	40.93	2.55	92.75	4.71	4.76
6	DFA US Small Cap Value I	Small Value	49.96	9.71	40.32	1.10	96.43	2.43	2.65

Non-US Stock Funds

	Category	Super Sectors %			Regional Exposure %			Market Maturity %			
		Cyclical	Defensive	Sensitive	Americas	Greater Asia	Greater Europe	Developed	EM%	Avg Mkt Cap M\$	
1	American Funds New World R6	Diversified Emerging Mkts	38.31	22.24	39.44	35.96	39.10	24.94	57.94	42.06	60.60
2	American Funds Intl Gr and Inc R6	Foreign Large Blend	35.54	24.92	39.53	15.01	27.74	57.25	86.52	13.48	48.53
3	Vanguard Developed Markets Index Admiral	Foreign Large Blend Index	41.06	21.35	37.60	10.38	36.03	53.58	99.41	0.59	31.81

Fixed Income Funds

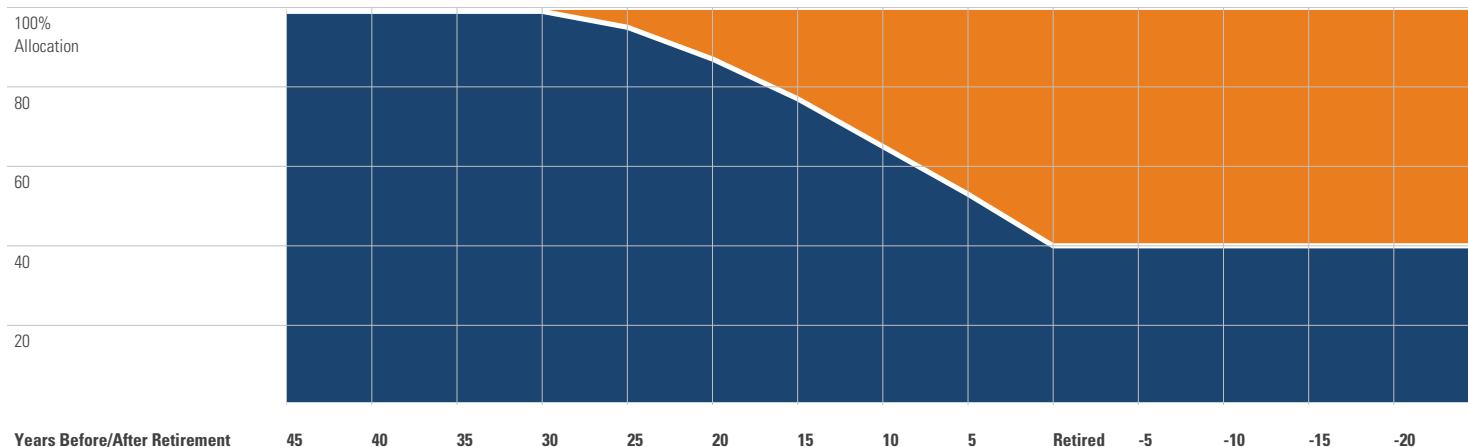
	Category	Super Sectors %				Other Stats		Credit Quality %		
		US Govt Debt	Mtg	US Credit	Non US	Avg Eff Duration	Inv Grade	Below Inv Grade	NR/NA	
1	Vanguard Inflation-Protected Secs Adm	Inflation-Protected Bond	99.62	0.00	0.00	0.00	6.48	99.91	0.00	0.09
2	Baird Aggregate Bond Inst	Intermediate-Term Bond	22.55	25.51	45.75	0.00	6.15	99.90	0.10	0.00
3	PIMCO Income Instl	Multisector Bond	39.78	12.74	8.62	0.00	4.74	82.84	17.16	0.00
4	Lincoln Stable Value Account -LNGPA	Stable Value	-	-	-	0.00	-	0.00	0.00	-
5	Federated Hermes Govt Ultrashort R6	Ultrashort Bond	3.96	68.84	0.00	0.00	0.57	100.00	0.00	0.00

CITY OF HIBBING 457B PLAN

Target Date Analysis (Data as of 12-31-2023)

Target Date Allocation

● Stocks ● Cash ● Bonds ● Other



Target Date Portfolio Data

Asset Allocation %

	Total Stock	US Stock	Non-US Stock	Total Bond	Infl Prot Bond	HY Bond	Cash	Other	Avg Mkt Cap \$M
BlackRock LifePath® Index 2025 K	40.83	26.12	14.71	54.60	13.14	1.58	2.01	2.57	83.98
BlackRock LifePath® Index 2030 K	53.58	34.09	19.49	42.25	15.06	0.97	1.60	2.56	84.40
BlackRock LifePath® Index 2035 K	65.10	41.33	23.77	30.94	17.09	0.56	1.39	2.57	83.91
BlackRock LifePath® Index 2040 K	76.17	48.23	27.94	20.10	19.42	0.27	1.13	2.59	83.62
BlackRock LifePath® Index 2045 K	86.23	54.48	31.75	10.23	22.02	0.11	0.89	2.65	83.47
BlackRock LifePath® Index 2050 K	92.86	58.56	34.30	3.77	21.95	0.00	0.66	2.72	83.90
BlackRock LifePath® Index 2055 K	95.48	60.19	35.29	1.06	14.35	0.01	0.69	2.77	84.12
BlackRock LifePath® Index 2060 K	95.53	60.22	35.31	1.03	6.98	0.01	0.65	2.79	84.03
BlackRock LifePath® Index 2065 K	95.27	60.05	35.22	1.02	5.22	0.01	0.92	2.79	83.98
BlackRock LifePath® Index Retire K	37.43	23.98	13.45	58.06	12.65	1.80	2.01	2.51	83.55