

HOSOKAWA MICRON INVESTMENT

Screens Summary (Data as of 12-31-2023)

🔴 Fund Removed from Approved List ⚠️ Fund on Watch List

Name	Ticker	Asset Class	Trailing Performance and Risk				Management			Style		Expense		ESG Metrics				
			1 Yr	3 Yr	5 Yr	10 Yr	Pass/ Fail	Std Dev 3 Yr %	Beta 3 Yr %	Tenure	Pass/ Fail	Style Box	Pass/ Fail	Exp Ratio	Sustain. Rating	Commit. Level	Carbon Risk	
US Stock																		
JPMorgan US Equity R6	JUEMX	Large Blend	27.35	10.04	17.44	12.56	✔️	17.36	-	9.38	✔️	🏠	✔️	0.44	✔️	3	2-Basic	Low Risk
percentile rank			17	24	2	2												
# of funds in category			1,591	1,445	1,323	996												

Fidelity 500 Index	FXAIX	Large Blend Index	26.29	9.99	15.68	12.02	✔️	17.54	-	14.92	✔️	🏠	✔️	0.02	✔️	3	1-Low	Low Risk
percentile rank			26	26	20	9												
# of funds in category			1,591	1,445	1,323	996												

American Century Ultra® R6	AULDZ	Large Growth	43.82	6.42	19.60	14.94	✔️	22.73	-	15.03	✔️	🏠	✔️	0.56	✔️	3	-	Low Risk
percentile rank			26	43	8	6												
# of funds in category			1,294	1,204	1,115	882												

American Funds Washington Mutual R6	RWMGX	Large Value	17.59	11.65	13.63	10.93	✔️	15.15	-	26.52	✔️	🏠	✖️	0.27	✔️	2	1-Low	Low Risk
percentile rank			79	7	69	46												
# of funds in category			1,591	1,445	1,323	996												

Vanguard Mid-Cap Growth Index Admiral	VMGMX	Mid-Cap Growth	23.14	1.82	13.70	10.12	✔️	21.60	-	2.45	✖️	🏠	✔️	0.07	✔️	4	1-Low	Medium Risk
percentile rank			34	33	29	31												
# of funds in category			603	568	537	434												

Allspring Special Mid Cap Value R6	WFPRX	Mid-Cap Value	9.62	10.48	13.59	9.29	✔️	17.44	-	14.95	✔️	🏠	✔️	0.69	✔️	3	-	Medium Risk
percentile rank			78	45	17	11												
# of funds in category			421	407	386	295												

Vanguard Small Cap Growth Index Admiral	VSGAX	Small Growth	21.41	-2.78	10.54	7.86	✔️	21.73	-	19.01	✔️	🏠	✔️	0.07	✔️	4	1-Low	Medium Risk
percentile rank			17	58	54	53												
# of funds in category			626	592	555	433												

DFA US Small Cap Value I	DFS VX	Small Value	18.91	17.07	14.14	7.99	✔️	22.14	-	11.85	✔️	🏠	✔️	0.30	✔️	2	-	Medium Risk
percentile rank			34	11	18	23												
# of funds in category			510	475	446	352												

Non-US Stock																		
Delaware Emerging Markets R6	DEMZX	Diversified Emerging Mkts	17.77	-6.23	5.28	-	✔️	20.46	-	17.28	✔️	🏠	✔️	1.12	✔️	2	-	Medium Risk
percentile rank			17	67	32	-												
# of funds in category			847	751	687	428												

Hartford International Opportunities R6	IHOVX	Foreign Large Blend	11.94	-0.34	8.56	-	✔️	16.85	-	17.01	✔️	🏠	✔️	0.70	✔️	2	-	Medium Risk
percentile rank			92	89	26	-												
# of funds in category			837	782	710	467												

Vanguard Developed Markets Index Admiral	VTMGX	Foreign Large Blend Index	17.67	3.55	8.36	4.54	✔️	17.84	-	10.86	✔️	🏠	✔️	0.07	✔️	2	1-Low	Low Risk
percentile rank			37	37	30	24												
# of funds in category			837	782	710	467												

MFS International Growth R6	MGRDX	Foreign Large Growth	14.96	2.32	9.57	6.47	✔️	16.95	-	12.00	✔️	🏠	✔️	0.71	✔️	4	-	Low Risk
percentile rank			69	15	30	18												
# of funds in category			450	423	365	255												

⚠️ Allspring International Equity R6	WFEHX	Foreign Large Value	15.99	2.96	5.72	-	✔️	17.16	-	0.20	✖️	🏠	✔️	0.79	✔️	2	-	Medium Risk
percentile rank			72	88	84	-												
# of funds in category			403	367	344	223												

HOSOKAWA MICRON INVESTMENT

Screens Summary (Data as of 12-31-2023)

⊖ Fund Removed from Approved List ! Fund on Watch List

Name	Ticker	Asset Class	Trailing Performance and Risk				Management			Style		Expense		ESG Metrics				
			1 Yr	3 Yr	5 Yr	10 Yr	Pass/ Fail	Std Dev 3 Yr %	Beta 3 Yr %	Tenure	Pass/ Fail	Style Box	Pass/ Fail	Exp Ratio	Sustain. Rating	Commit. Level	Carbon Risk	
			Updated	Updated	Updated	Updated												
American Funds New Perspective R6 <i>percentile rank</i> <i># of funds in category</i>	RNPGX	Global Stock	25.01 37 372	3.17 32 339	13.90 15 288	10.10 11 197	✔	18.45	-	23.10	✔	—	✔	0.42	✔	3	2-Basic	Low Risk
																11-30-2023	02-15-2022	12-31-2022

Alternative

PIMCO Commodity Real Ret Strat Instl <i>percentile rank</i> <i># of funds in category</i>	PCRIX	Commodities Broad Basket	-7.36 60 114	10.41 63 109	8.78 33 104	-0.61 55 67	✔	18.05	-	5.17	✔	—	—	0.99	✔	3	-	-
																06-30-2023	-	-
Principal Real Estate Securities Fd R-6 <i>percentile rank</i> <i># of funds in category</i>	PFRSX	Real Estate	13.39 21 265	5.86 34 249	8.56 19 227	- - 166	✔	20.14	-	23.08	✔	—	✔	0.80	✔	3	-	Medium Risk
																11-30-2023	-	12-31-2022

Fixed Income

PGIM Total Return Bond R6 <i>percentile rank</i> <i># of funds in category</i>	PTRQX	Core Plus Bond	7.78 7 698	-3.20 56 628	1.73 38 592	2.66 10 414	✔	7.76	-	21.18	✔	—	—	0.39	✔	2	-	-
																11-30-2023	-	-
⊖ Western Asset Core Plus Bond IS <i>percentile rank</i> <i># of funds in category</i>	WAPSX	Core Plus Bond	6.92 27 698	-5.21 99 628	0.93 80 592	2.36 21 414	✔	10.53	-	17.01	✔	—	—	0.42	✔	3	-	-
																11-30-2023	-	-
Loomis Sayles Global Bond N <i>percentile rank</i> <i># of funds in category</i>	LSGNX	Global Bond	5.46 73 204	-5.97 67 197	0.16 41 180	0.60 32 144	✔	9.48	-	23.35	✔	—	—	0.65	✔	3	-	-
																11-30-2023	-	-
BlackRock High Yield Bond K <i>percentile rank</i> <i># of funds in category</i>	BRHYX	High Yield Bond	13.68 16 706	2.56 29 652	5.72 16 619	4.64 10 465	✔	8.46	-	14.01	✔	—	—	0.51	✔	-	2-Basic	-
																-	02-15-2022	-
Vanguard Inflation-Protected Secs Adm <i>percentile rank</i> <i># of funds in category</i>	VAIPX	Inflation-Protected Bond	3.79 52 234	-1.12 55 221	3.02 54 214	2.33 20 152	✔	7.12	-	2.15	✖	—	—	0.10	✔	3	-	-
																11-30-2023	-	-
Baird Ultra Short Bond Institutional <i>percentile rank</i> <i># of funds in category</i>	BUBIX	Ultrashort Bond	5.71 50 245	2.26 28 216	2.31 26 195	1.79 26 116	✔	0.87	-	10.01	✔	—	—	0.15	✔	2	1-Low	-
																11-30-2023	02-15-2022	-

Target Date

American Funds 2010 Trgt Date Retire R6 <i>percentile rank</i> <i># of funds in category</i>	RFTTX	Target Date	8.67 74 127	2.58 1 114	6.07 11 105	5.10 1 50	✔	8.78	-	12.01	✔	—	✔	0.29	✔	2	-	-
																11-30-2023	-	-
American Funds 2015 Trgt Date Retire R6 <i>percentile rank</i> <i># of funds in category</i>	RFJTX	Target Date	9.57 87 129	2.74 1 117	6.51 11 103	5.39 1 50	✔	9.44	-	12.01	✔	—	✖	0.30	✔	2	-	-
																11-30-2023	-	-
American Funds 2020 Trgt Date Retire R6 <i>percentile rank</i> <i># of funds in category</i>	RRCTX	Target Date	10.46 85 182	2.84 1 158	6.89 21 143	5.78 1 74	✔	9.96	-	12.01	✔	—	✔	0.31	✔	2	-	-
																11-30-2023	-	-

HOSOKAWA MICRON INVESTMENT

Screens Summary (Data as of 12-31-2023)

⊖ Fund Removed from Approved List ⚠ Fund on Watch List

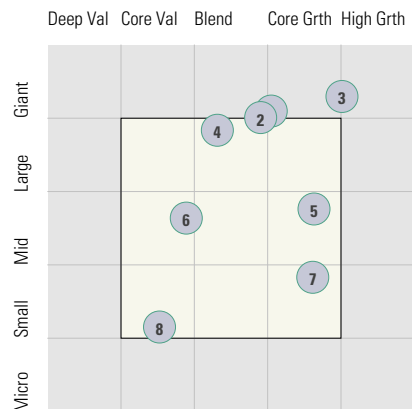
Name	Ticker	Asset Class	Trailing Performance and Risk				Management			Style		Expense		ESG Metrics				
			1 Yr	3 Yr	5 Yr	10 Yr	Pass/ Fail	Std Dev 3 Yr %	Beta 3 Yr %	Tenure	Pass/ Fail	Style Box	Pass/ Fail	Exp Ratio	Pass/ Fail	Sustain. Rating	Commit. Level	Carbon Risk
			Updated	Updated	Updated													
American Funds 2025 Trgt Date Retire R6 <i>percentile rank</i> <i># of funds in category</i>	RFDTX	Target Date	11.94 73 278	2.87 4 248	7.84 9 216	6.41 4	✔ 10.74	—	12.01	✔	—	✔	0.32	✔	3	—	Low Risk	
American Funds 2030 Trgt Date Retire R6 <i>percentile rank</i> <i># of funds in category</i>	RFETX	Target Date	14.52 55 273	3.47 4 247	8.90 10 213	7.25 1	✔ 12.02	—	12.01	✔	—	✔	0.33	✔	3	—	Low Risk	
American Funds 2035 Trgt Date Retire R6 <i>percentile rank</i> <i># of funds in category</i>	RFFTX	Target Date	16.90 40 273	4.20 7 236	10.39 1 209	8.15 1	✔ 13.47	—	12.01	✔	—	✔	0.35	✔	3	—	Low Risk	
American Funds 2040 Trgt Date Retire R6 <i>percentile rank</i> <i># of funds in category</i>	RFGTX	Target Date	19.33 17 264	4.75 11 236	11.17 6 207	8.58 1	✔ 14.71	—	12.01	✔	—	✔	0.37	✔	2	—	Low Risk	
American Funds 2045 Trgt Date Retire R6 <i>percentile rank</i> <i># of funds in category</i>	RFHTX	Target Date	20.15 21 267	4.83 31 237	11.35 7 211	8.73 1	✔ 15.14	—	12.01	✔	—	✔	0.37	✔	2	—	Low Risk	
American Funds 2050 Trgt Date Retire R6 <i>percentile rank</i> <i># of funds in category</i>	RFITX	Target Date	20.83 20 266	4.75 53 236	11.41 6 210	8.77 1	✔ 15.42	—	12.01	✔	—	✔	0.38	✔	2	—	Low Risk	
American Funds 2055 Trgt Date Retire R6 <i>percentile rank</i> <i># of funds in category</i>	RFKTX	Target Date	21.40 9 262	4.65 59 232	11.35 17 208	8.73 1	✔ 15.65	—	12.01	✔	—	✔	0.38	✔	2	—	Low Risk	
American Funds 2060 Trgt Date Retire R6 <i>percentile rank</i> <i># of funds in category</i>	RFUTX	Target Date	21.61 10 257	4.62 64 224	11.32 25 190	— — 10	✔ 15.68	—	8.77	✔	—	✔	0.39	✔	2	—	Low Risk	
American Funds 2065 Trgt Date Retire R6 <i>percentile rank</i> <i># of funds in category</i>	RFVTX	Target Date	21.55 11 229	4.65 63 152	— — 11	— —	✔ 15.68	—	4.00	✔	—	✔	0.39	✔	2	—	Low Risk	
Balanced																		
American Funds American Balanced R6 <i>percentile rank</i> <i># of funds in category</i>	RLBGX	Moderate Allocation	14.37 41 905	5.40 14 850	9.26 26 795	7.88 12 591	✔ 12.00	—	25.01	✔	—	✔	0.25	✔	2	1-Low	Low Risk	

HOSOKAWA MICRON INVESTMENT

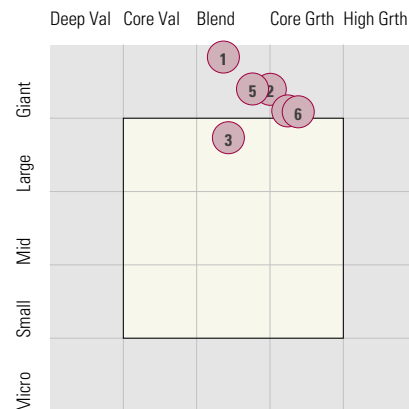
Style Analysis (Data as of 12-31-2023)

Style Analysis

Morningstar Style Box US Stock



Morningstar Style Box Non-US Stock



US Stock Funds		Super Sectors %			Asset Allocation %			
	Category	Cyclical	Defensive	Sensitive	Cash	US Stock	Foreign	Avg Mkt Cap M\$
1	JPMorgan US Equity R6	28.34	21.50	50.15	2.23	94.39	3.38	255.52
2	Fidelity 500 Index	28.02	21.39	50.57	0.04	99.38	0.58	237.55
3	American Century Ultra® R6	24.78	17.09	58.12	0.61	97.36	2.03	316.11
4	American Funds Washington Mutual R6	26.43	29.26	44.31	3.12	90.30	6.55	145.74
5	Vanguard Mid-Cap Growth Index Admiral	24.35	15.40	60.26	0.30	98.24	1.45	30.73
6	Allspring Special Mid Cap Value R6	43.97	20.03	35.99	1.86	95.01	3.14	18.66
7	Vanguard Small Cap Growth Index Admiral	25.70	22.19	52.12	2.21	96.83	0.96	6.54
8	DFA US Small Cap Value I	49.96	9.71	40.32	1.10	96.43	2.43	2.65

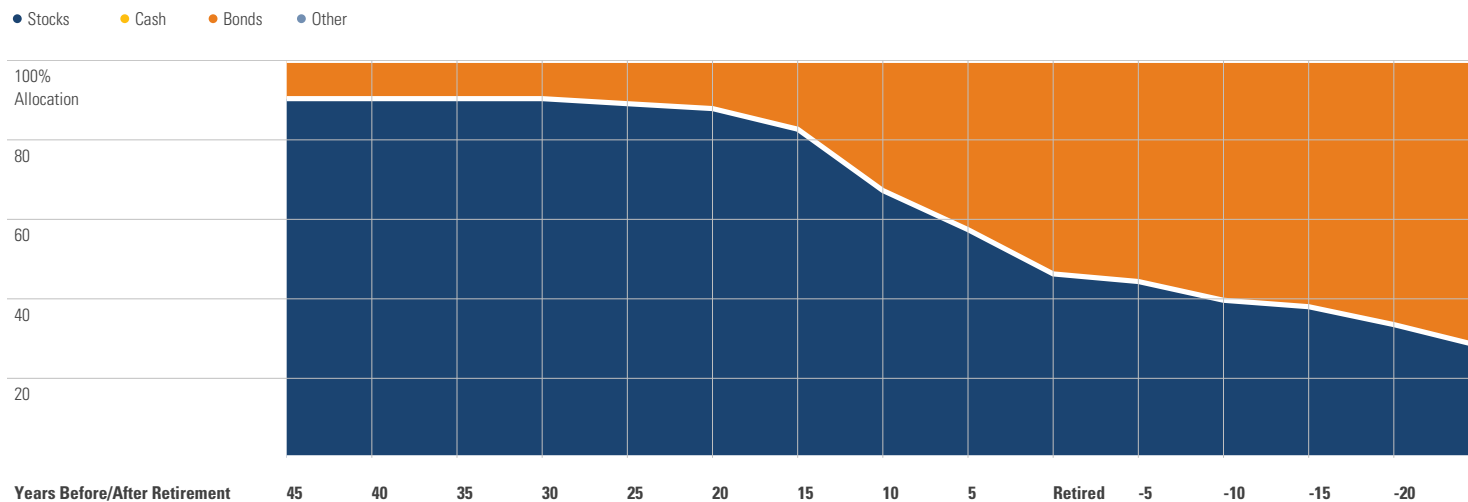
Non-US Stock Funds		Super Sectors %			Regional Exposure %			Market Maturity %		
	Category	Cyclical	Defensive	Sensitive	Americas	Greater Asia	Greater Europe	Developed	EM%	Avg Mkt Cap M\$
1	Delaware Emerging Markets R6	17.47	16.71	65.81	14.72	83.11	2.17	44.67	55.33	61.39
2	Hartford International Opportunities R6	34.53	19.95	45.51	11.79	31.09	57.10	85.94	14.06	73.66
3	Vanguard Developed Markets Index Admiral	41.06	21.35	37.60	10.38	36.03	53.58	99.41	0.59	31.81
4	MFS International Growth R6	33.78	28.06	38.15	12.41	28.86	58.72	90.24	9.76	59.79
5	Allspring International Equity R6	29.61	29.56	40.83	6.57	23.06	70.38	99.10	0.90	78.76
6	American Funds New Perspective R6	29.33	24.49	46.18	59.28	10.42	30.29	96.07	3.93	117.31

Fixed Income Funds		Super Sectors %				Other Stats		Credit Quality %		
	Category	US Govt Debt	Mtg	US Credit	Non US	Avg Eff Duration	Inv Grade	Below Inv Grade	NR/NA	
1	PGIM Total Return Bond R6	7.45	14.10	42.89	0.00	6.02	87.10	10.03	2.87	
2	Loomis Sayles Global Bond N	58.93	12.14	24.71	0.00	6.94	96.29	3.85	-0.15	
3	BlackRock High Yield Bond K	0.55	0.00	84.55	0.00	3.32	7.34	90.52	2.14	
4	Vanguard Inflation-Protected Secs Adm	99.62	0.00	0.00	0.00	6.48	99.91	0.00	0.09	
5	Baird Ultra Short Bond Institutional	13.28	0.00	57.64	0.00	0.53	100.00	0.00	0.00	

HOSOKAWA MICRON INVESTMENT

Target Date Analysis (Data as of 12-31-2023)

Target Date Allocation



Target Date Portfolio Data

	Asset Allocation %								
	Total Stock	US Stock	Non-US Stock	Total Bond	Infl Prot Bond	HY Bond	Cash	Other	Avg Mkt Cap \$M
American Funds 2010 Trgt Date Retire R6	38.42	28.43	9.99	55.71	12.36	3.83	5.32	0.54	102.59
American Funds 2015 Trgt Date Retire R6	40.30	29.65	10.65	53.78	13.82	5.46	5.34	0.57	105.00
American Funds 2020 Trgt Date Retire R6	44.04	32.31	11.73	50.21	14.92	5.15	5.15	0.58	106.17
American Funds 2025 Trgt Date Retire R6	49.08	35.42	13.66	45.23	15.08	3.87	5.11	0.58	103.12
American Funds 2030 Trgt Date Retire R6	58.18	41.94	16.24	36.16	14.63	1.90	5.08	0.59	95.87
American Funds 2035 Trgt Date Retire R6	68.58	49.09	19.49	25.57	15.33	1.52	5.24	0.62	90.56
American Funds 2040 Trgt Date Retire R6	80.02	56.31	23.71	13.94	13.70	0.79	5.39	0.65	86.03
American Funds 2045 Trgt Date Retire R6	83.88	58.70	25.18	10.13	4.66	0.32	5.33	0.65	84.16
American Funds 2050 Trgt Date Retire R6	84.87	59.34	25.53	9.22	4.71	0.20	5.31	0.59	82.58
American Funds 2055 Trgt Date Retire R6	85.59	59.52	26.07	8.62	4.81	0.13	5.23	0.55	80.33
American Funds 2060 Trgt Date Retire R6	85.64	59.59	26.05	8.61	4.83	0.13	5.19	0.56	78.71
American Funds 2065 Trgt Date Retire R6	85.69	59.62	26.07	8.55	4.78	0.13	5.18	0.56	78.78