

JOHNSON MEMORIAL HOSPITAL DEFINED

Screens Summary (Data as of 12-31-2023)

🔴 Fund Removed from Approved List 🟡 Fund on Watch List

Name	Ticker	Asset Class	Trailing Performance and Risk				Management			Style		Expense		ESG Metrics				
			1 Yr	3 Yr	5 Yr	10 Yr	Pass/ Fail	Std Dev 3 Yr %	Beta 3 Yr %	Tenure	Pass/ Fail	Style Box	Pass/ Fail	Exp Ratio	Pass/ Fail	Sustain. Rating	Commit. Level	Carbon Risk
															Updated	Updated	Updated	
US Stock																		
Vanguard 500 Index Admiral	VFIAX	Large Blend Index	26.24	9.96	15.65	11.99	✔	17.54	-	6.09	✔	🇺🇸	✔	0.04	✔	3	1-Low	Low Risk
<i>percentile rank</i>			27	28	21	10												
<i># of funds in category</i>			1,591	1,445	1,323	996												
															11-30-2023	02-15-2022	12-31-2022	
Vanguard Growth Index Admiral	VIGAX	Large Growth	46.77	7.69	19.16	13.97	✔	22.10	-	29.02	✔	🇺🇸	✔	0.05	✔	4	1-Low	Low Risk
<i>percentile rank</i>			17	26	12	15												
<i># of funds in category</i>			1,294	1,204	1,115	882												
															11-30-2023	02-15-2022	12-31-2022	
Vanguard Value Index Adm	VVIAX	Large Value	9.24	10.61	11.73	9.72	✔	15.91	-	29.02	✔	🇺🇸	✔	0.05	✔	3	1-Low	Medium Risk
<i>percentile rank</i>			66	36	44	17												
<i># of funds in category</i>			1,295	1,209	1,150	888												
															11-30-2023	02-15-2022	12-31-2022	
Vanguard Mid Cap Index Admiral	VIMAX	Mid-Cap Blend	15.98	5.49	12.71	9.41	✔	19.20	-	2.45	✖	🇺🇸	✔	0.05	✔	4	1-Low	Medium Risk
<i>percentile rank</i>			52	73	31	17												
<i># of funds in category</i>			473	432	403	267												
															11-30-2023	02-15-2022	12-31-2022	
Vanguard Small Cap Growth Index Admiral	VSGAX	Small Growth	21.41	-2.78	10.54	7.86	✔	21.73	-	19.01	✔	🇺🇸	✔	0.07	✔	4	1-Low	Medium Risk
<i>percentile rank</i>			17	58	54	53												
<i># of funds in category</i>			626	592	555	433												
															11-30-2023	02-15-2022	12-31-2022	
Vanguard Small Cap Value Index Admiral	VSIAX	Small Value	15.99	10.45	11.85	8.49	✔	20.55	-	7.68	✔	🇺🇸	✔	0.07	✔	4	1-Low	Medium Risk
<i>percentile rank</i>			57	50	44	15												
<i># of funds in category</i>			510	475	446	352												
															11-30-2023	02-15-2022	12-31-2022	
Non-US Stock																		
Vanguard Emerging Mkts Stock Idx Adm	VEMAX	Diversified Emerging Mkts	9.21	-3.25	4.66	2.98	✔	16.22	-	15.35	✔	🇺🇸	✔	0.14	✔	2	1-Low	Medium Risk
<i>percentile rank</i>			70	43	43	38												
<i># of funds in category</i>			847	751	687	428												
															11-30-2023	02-15-2022	12-31-2022	
American Funds Intl Gr and Inc R6	RIGGX	Foreign Large Blend	15.72	2.64	8.33	4.04	✔	16.69	-	15.26	✔	🇺🇸	✔	0.54	✔	2	1-Low	Low Risk
<i>percentile rank</i>			63	53	31	52												
<i># of funds in category</i>			837	782	710	467												
															11-30-2023	02-15-2022	12-31-2022	
Vanguard Developed Markets Index Admiral	VTMGX	Foreign Large Blend Index	17.67	3.55	8.36	4.54	✔	17.84	-	10.86	✔	🇺🇸	✔	0.07	✔	2	1-Low	Low Risk
<i>percentile rank</i>			37	37	30	24												
<i># of funds in category</i>			837	782	710	467												
															11-30-2023	02-15-2022	12-31-2022	
Alternative																		
Vanguard Real Estate Index Admiral	VGSIX	Real Estate	11.81	5.02	7.33	7.36	✔	21.73	-	27.65	✔	—	✔	0.12	✔	3	1-Low	Low Risk
<i>percentile rank</i>			52	62	43	44												
<i># of funds in category</i>			265	249	227	166												
															11-30-2023	02-15-2022	12-31-2022	
Fixed Income																		
Baird Core Plus Bond Inst	BCOIX	Core Plus Bond	6.89	-2.67	2.01	2.54	✔	7.26	-	23.27	✔	—	—	0.30	✔	3	1-Low	—
<i>percentile rank</i>			28	31	23	13												
<i># of funds in category</i>			698	628	592	414												
															11-30-2023	02-15-2022	—	

JOHNSON MEMORIAL HOSPITAL DEFINED

Screens Summary (Data as of 12-31-2023)

⊖ Fund Removed from Approved List ⚠ Fund on Watch List

Name	Ticker	Asset Class	Trailing Performance and Risk				Management			Style		Expense		ESG Metrics				
			1 Yr	3 Yr	5 Yr	10 Yr	Pass/ Fail	Std Dev 3 Yr %	Beta 3 Yr %	Tenure	Pass/ Fail	Style Box	Pass/ Fail	Exp Ratio	Sustain. Rating	Commit. Level	Carbon Risk	
																Updated	Updated	Updated
Vanguard Inflation-Protected Secs Adm <i>percentile rank</i> <i># of funds in category</i>	VAIPX	Inflation-Protected Bond	3.79 52 234	-1.12 55 221	3.02 54 214	2.33 20 152	✔	7.12	-	2.15	✖	-	-	0.10	✔	3	-	-
Baird Aggregate Bond Inst <i>percentile rank</i> <i># of funds in category</i>	BAGIX	Intermediate-Term Bond	6.43 20 566	-3.14 31 510	1.56 18 457	2.25 9 329	✔	7.38	-	23.27	✔	☒	-	0.30	✔	3	1-Low	-
Lincoln Stable Value Account -J97D <i>percentile rank</i> <i># of funds in category</i>		Stable Value	- - 75	- - -	- - -	- - -	-	-	-	40.69	✔	-	-	-	-	-	-	-
Federated Hermes Govt Ultrashort R6 <i>percentile rank</i> <i># of funds in category</i>	FGULX	Ultrashort Bond	5.13 79 245	1.85 65 216	1.82 77 195	- - 116	✔	0.86	-	26.49	✔	-	-	0.24	✔	-	-	-

Target Date																		
Vanguard Target Retirement 2020 Fund <i>percentile rank</i> <i># of funds in category</i>	VTWNX	Target Date	12.51 38 182	1.47 48 158	6.61 40 143	5.52 19 74	✔	10.04	-	10.86	✔	-	✔	0.08	✔	3	1-Low	-
Vanguard Target Retirement 2025 Fund <i>percentile rank</i> <i># of funds in category</i>	VTTVX	Target Date	14.55 11 278	2.03 31 248	7.56 28 216	6.10 10 126	✔	11.60	-	10.86	✔	-	✔	0.08	✔	3	1-Low	Low Risk
Vanguard Target Retirement 2030 Fund <i>percentile rank</i> <i># of funds in category</i>	VTHRX	Target Date	16.03 14 273	2.66 36 247	8.37 39 213	6.58 20 133	✔	12.65	-	10.86	✔	-	✔	0.08	✔	3	1-Low	Low Risk
Vanguard Target Retirement 2035 Fund <i>percentile rank</i> <i># of funds in category</i>	VTTX	Target Date	17.14 35 273	3.33 45 236	9.17 49 209	7.06 30 123	✔	13.48	-	10.86	✔	-	✔	0.08	✔	3	1-Low	Low Risk
Vanguard Target Retirement 2040 Fund <i>percentile rank</i> <i># of funds in category</i>	VFORX	Target Date	18.34 47 264	4.02 57 236	9.99 49 207	7.52 33 127	✔	14.30	-	10.86	✔	-	✔	0.08	✔	3	1-Low	Low Risk
Vanguard Target Retirement 2045 Fund <i>percentile rank</i> <i># of funds in category</i>	VTIVX	Target Date	19.48 46 267	4.68 48 237	10.76 39 211	7.91 26 123	✔	15.16	-	10.86	✔	-	✔	0.08	✔	3	1-Low	Low Risk
Vanguard Target Retirement 2050 Fund <i>percentile rank</i> <i># of funds in category</i>	VVIFX	Target Date	20.17 45 266	4.91 41 236	10.93 40 210	7.99 23 129	✔	15.53	-	10.86	✔	-	✔	0.08	✔	3	1-Low	Low Risk
Vanguard Target Retirement 2055 Fund <i>percentile rank</i> <i># of funds in category</i>	VFFVX	Target Date	20.16 49 262	4.92 40 232	10.92 43 208	7.97 25 109	✔	15.53	-	10.86	✔	-	✔	0.08	✔	3	1-Low	Low Risk
Vanguard Target Retirement 2060 Fund <i>percentile rank</i> <i># of funds in category</i>	VVTSX	Target Date	20.18 54 257	4.92 44 224	10.92 49 190	7.97 1 10	✔	15.52	-	10.86	✔	-	✔	0.08	✔	3	1-Low	Low Risk
Vanguard Target Retirement 2065 Fund <i>percentile rank</i> <i># of funds in category</i>	VLVX	Target Date	20.15 63 229	4.95 45 152	10.91 85 11	- - -	✔	15.52	-	6.47	✔	-	✔	0.08	✔	3	1-Low	Low Risk

©2024 Morningstar Investment Management LLC. All Rights Reserved. Morningstar Investment Management LLC is a registered investment adviser and subsidiary of Morningstar, Inc. The services are either performed by Morningstar Investment Management or an affiliate. The data shown represents past performance which is no guarantee of future performance. The Morningstar name and logo are registered marks of Morningstar, Inc. This report is not complete without the accompanying disclosure. Please visit https://fiduciaryservices.morningstar.com/Disclosures/Fiduciary_Services_Report_Disclosure.pdf to view these disclosures.



JOHNSON MEMORIAL HOSPITAL DEFINED

Screens Summary (Data as of 12-31-2023)

⊖ Fund Removed from Approved List
 ⚠ Fund on Watch List

Name	Ticker	Asset Class	Trailing Performance and Risk				Management			Style		Expense		ESG Metrics				
			1 Yr	3 Yr	5 Yr	10 Yr	Pass/ Fail	Std Dev 3 Yr %	Beta 3 Yr %	Tenure	Pass/ Fail	Style Box	Pass/ Fail	Exp Ratio	Pass/ Fail	Sustain. Rating	Commit. Level	Carbon Risk
															Updated	Updated	Updated	
Vanguard Target Retirement 2070 Fund	VSVNX	Target Date	20.24	-	-	-	—	-	-	1.51	+	—	✓	0.08	✓	3	-	Low Risk
<i>percentile rank</i>			58	-	-	-												
<i># of funds in category</i>			229	152	11	-									11-30-2023	-	12-31-2022	
Vanguard Target Retirement Income Fund	VTINX	Target Date	10.74	0.56	4.83	4.09	✓	8.48	-	10.86	✓	—	✓	0.08	✓	3	1-Low	-
<i>percentile rank</i>			48	42	44	26												
<i># of funds in category</i>			201	183	160	98									11-30-2023	02-15-2022	-	

Balanced

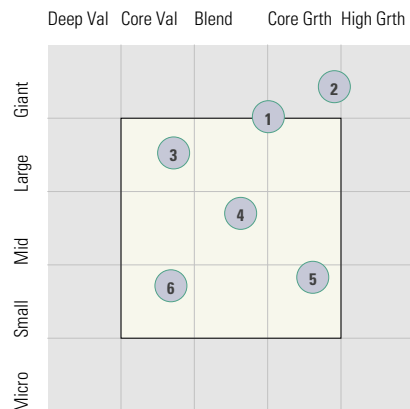
American Funds Capital Income Bldr R6	RIRGX	Global Allocation	9.32	5.53	7.47	5.51	✓	12.28	-	32.02	✓	☒	✓	0.27	✓	2	-	Medium Risk
<i>percentile rank</i>			67	16	24	12												
<i># of funds in category</i>			420	407	396	285									11-30-2023	-	12-31-2022	

JOHNSON MEMORIAL HOSPITAL DEFINED

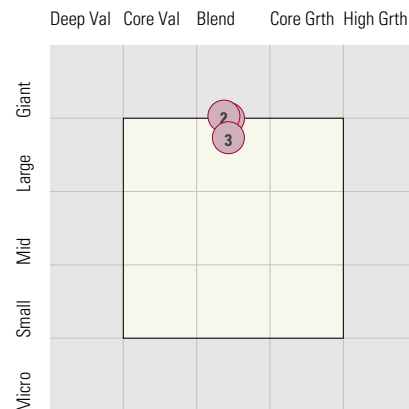
Style Analysis (Data as of 12-31-2023)

Style Analysis

Morningstar Style Box US Stock



Morningstar Style Box Non-US Stock



US Stock Funds

Fund	Category	Super Sectors %			Asset Allocation %			Avg Mkt Cap M\$
		Cyclical	Defensive	Sensitive	Cash	US Stock	Foreign	
1 Vanguard 500 Index Admiral	Large Blend Index	28.24	21.13	50.64	0.27	99.17	0.56	241.88
2 Vanguard Growth Index Admiral	Large Growth	25.80	9.50	64.70	0.22	99.56	0.21	467.37
3 Vanguard Value Index Adm	Large Value	30.30	34.17	35.53	0.16	99.06	0.78	109.24
4 Vanguard Mid Cap Index Admiral	Mid-Cap Blend	34.17	21.66	44.15	0.75	97.81	1.44	27.67
5 Vanguard Small Cap Growth Index Admiral	Small Growth	25.70	22.19	52.12	2.21	96.83	0.96	6.54
6 Vanguard Small Cap Value Index Admiral	Small Value	50.27	14.16	35.57	1.06	98.06	0.88	5.62

Non-US Stock Funds

Fund	Category	Super Sectors %			Regional Exposure %			Market Maturity %		
		Cyclical	Defensive	Sensitive	Americas	Greater Asia	Greater Europe	Developed	EM%	Avg Mkt Cap M\$
1 Vanguard Emerging Mkts Stock Idx Adm	Diversified Emerging Mkts	45.48	14.37	40.14	10.87	75.42	13.72	23.55	76.45	20.55
2 American Funds Intl Gr and Inc R6	Foreign Large Blend	35.54	24.92	39.53	15.01	27.74	57.25	86.52	13.48	48.53
3 Vanguard Developed Markets Index Admiral	Foreign Large Blend Index	41.06	21.35	37.60	10.38	36.03	53.58	99.41	0.59	31.81

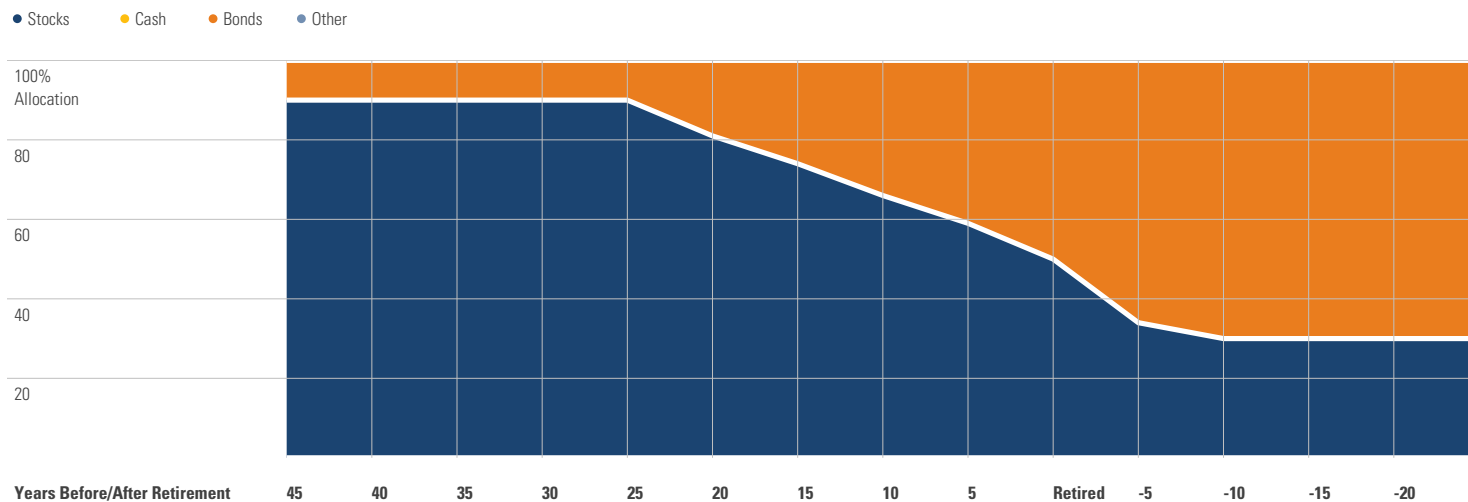
Fixed Income Funds

Fund	Category	Super Sectors %				Other Stats	Credit Quality %		
		US Govt Debt	Mtg	US Credit	Non US		Avg Eff Duration	Inv Grade	Below Inv Grade
1 Baird Core Plus Bond Inst	Core Plus Bond	19.25	20.83	53.79	0.00	5.91	97.00	2.60	0.40
2 Vanguard Inflation-Protected Secs Adm	Inflation-Protected Bond	99.62	0.00	0.00	0.00	6.48	99.91	0.00	0.09
3 Baird Aggregate Bond Inst	Intermediate-Term Bond	22.55	25.51	45.75	0.00	6.15	99.90	0.10	0.00
4 Lincoln Stable Value Account -J97D	Stable Value	-	-	-	0.00	-	0.00	0.00	-
5 Federated Hermes Govt Ultrashort R6	Ultrashort Bond	3.96	68.84	0.00	0.00	0.57	100.00	0.00	0.00

JOHNSON MEMORIAL HOSPITAL DEFINED

Target Date Analysis (Data as of 12-31-2023)

Target Date Allocation



Target Date Portfolio Data

	Asset Allocation %								
	Total Stock	US Stock	Non-US Stock	Total Bond	Infl Prot Bond	HY Bond	Cash	Other	Avg Mkt Cap \$M
Vanguard Target Retirement 2020 Fund	39.11	23.44	15.67	58.49	15.34	0.22	2.35	0.04	79.33
Vanguard Target Retirement 2025 Fund	52.55	31.53	21.02	45.14	8.37	0.19	2.27	0.05	79.42
Vanguard Target Retirement 2030 Fund	61.64	37.24	24.40	36.29	0.00	0.17	2.03	0.04	79.98
Vanguard Target Retirement 2035 Fund	68.96	42.13	26.83	28.84	0.00	0.13	2.15	0.05	80.90
Vanguard Target Retirement 2040 Fund	76.25	46.58	29.67	21.79	0.00	0.10	1.90	0.05	80.91
Vanguard Target Retirement 2045 Fund	83.26	50.88	32.38	14.53	0.00	0.07	2.16	0.06	80.93
Vanguard Target Retirement 2050 Fund	88.46	53.23	35.23	9.48	0.00	0.04	1.99	0.07	79.66
Vanguard Target Retirement 2055 Fund	88.38	53.10	35.28	9.58	0.00	0.04	1.96	0.07	79.53
Vanguard Target Retirement 2060 Fund	88.36	53.05	35.31	9.52	0.00	0.04	2.08	0.07	79.48
Vanguard Target Retirement 2065 Fund	88.23	53.00	35.23	9.47	0.00	0.04	2.23	0.07	79.52
Vanguard Target Retirement 2070 Fund	88.52	53.38	35.14	9.88	0.00	0.04	1.54	0.07	79.83
Vanguard Target Retirement Income Fund	29.21	17.50	11.71	68.26	18.43	0.25	2.49	0.04	79.29