

LE BERNARDIN INC 401K PLAN

Screens Summary (Data as of 12-31-2023)

Fund Removed from Approved List Fund on Watch List

Name	Ticker	Asset Class	Trailing Performance and Risk				Management Style				Expense		ESG Metrics					
			1 Yr	3 Yr	5 Yr	10 Yr	Pass/ Fail	Std Dev 3 Yr %	Beta 3 Yr %	Tenure	Pass/ Fail	Style Box	Pass/ Fail	Exp Ratio	Pass/ Fail	Sustain. Rating	Commit. Level	Carbon Risk
US Stock																		
DFA US Core Equity 1 I	DFEOX	Large Blend	22.96	10.05	15.10	10.92		17.53	-	11.85				0.14		2	-	Medium Risk
<i>percentile rank</i>			56	24	39	47												
<i># of funds in category</i>			1,591	1,445	1,323	996												

Vanguard 500 Index Admiral	VFIAX	Large Blend Index	26.24	9.96	15.65	11.99		17.54	-	6.09				0.04		3	1-Low	Low Risk
<i>percentile rank</i>			27	28	21	10												
<i># of funds in category</i>			1,591	1,445	1,323	996												

American Funds Growth Fund of Amer R6	RGAGX	Large Growth	37.65	4.62	15.27	12.20		19.92	-	30.18				0.30		1	1-Low	Low Risk
<i>percentile rank</i>			51	64	60	50												
<i># of funds in category</i>			1,294	1,204	1,115	882												

DFA US Large Cap Value I	DFLVX	Large Value	11.47	10.39	10.90	8.33		18.10	-	11.85				0.21		2	-	Medium Risk
<i>percentile rank</i>			50	39	60	53												
<i># of funds in category</i>			1,295	1,209	1,150	888												

Vanguard Mid-Cap Growth Index Admiral	VMGMX	Mid-Cap Growth	23.14	1.82	13.70	10.12		21.60	-	2.45				0.07		4	1-Low	Medium Risk
<i>percentile rank</i>			34	33	29	31												
<i># of funds in category</i>			603	568	537	434												

Vanguard Mid-Cap Value Index Admiral	VMVAX	Mid-Cap Value	9.76	9.18	11.31	8.49		18.77	-	2.45				0.07		4	1-Low	Medium Risk
<i>percentile rank</i>			77	65	55	27												
<i># of funds in category</i>			421	407	386	295												

State St Russell Sm Cap® Gr Indx NL CI C		Small Growth	18.52	-3.63	9.04	7.02		22.07	-	14.33				0.05		3	-	Medium Risk
<i>percentile rank</i>			40	65	78	75												
<i># of funds in category</i>			626	592	555	433												

State St Russell Sm Cp® Val Indx NL CI C		Small Value	14.61	7.83	10.01	6.74		22.06	-	14.33				0.05		2	-	Medium Risk
<i>percentile rank</i>			-	-	-	-												
<i># of funds in category</i>			510	475	446	352												

Non-US Stock																		
Vanguard Emerging Mkts Stock Idx Adm	VEMAX	Diversified Emerging Mkts	9.21	-3.25	4.66	2.98		16.22	-	15.35				0.14		2	1-Low	Medium Risk
<i>percentile rank</i>			70	43	43	38												
<i># of funds in category</i>			847	751	687	428												

Vanguard Developed Markets Index Admiral	VTMGX	Foreign Large Blend Index	17.67	3.55	8.36	4.54		17.84	-	10.86				0.07		2	1-Low	Low Risk
<i>percentile rank</i>			37	37	30	24												
<i># of funds in category</i>			837	782	710	467												

MFS International Equity R6	MIEIX	Foreign Large Growth	19.04	5.30	10.74	6.23		17.34	-	14.26				0.68		4	2-Basic	Low Risk
<i>percentile rank</i>			15	7	4	4												
<i># of funds in category</i>			837	782	710	467												

DFA International Value I	DFIVX	Foreign Large Value	17.79	10.51	8.84	4.15		18.12	-	13.85				0.28		1	-	Medium Risk
<i>percentile rank</i>			51	5	23	23												
<i># of funds in category</i>			403	367	344	223												

Vanguard Total World Stock Index Admiral	VTWAX	Global Stock	21.87	5.70	-	-		16.71	-	10.86				0.10		2	1-Low	Low Risk
<i>percentile rank</i>			30	49	-	-												
<i># of funds in category</i>			375	354	314	212												

LE BERNARDIN INC 401K PLAN

Screens Summary (Data as of 12-31-2023)

🚫 Fund Removed from Approved List ⚠️ Fund on Watch List

Name	Ticker	Asset Class	Trailing Performance and Risk				Management Style				Expense		ESG Metrics					
			1 Yr	3 Yr	5 Yr	10 Yr	Pass/ Fail	Std Dev 3 Yr %	Beta 3 Yr %	Tenure	Pass/ Fail	Style Box	Pass/ Fail	Exp Ratio	Sustain. Rating Updated	Commit. Level Updated	Carbon Risk Updated	
Alternative																		
PIMCO Commodity Real Ret Strat Instl	PCRIX	Commodities Broad Basket	-7.36	10.41	8.78	-0.61	✔️	18.05	-	5.17	✔️	—	—	0.99	✔️	3	-	-
<i>percentile rank</i>			60	63	33	55												
<i># of funds in category</i>			114	109	104	67								06-30-2023	-	-		
Vanguard Real Estate Index Admiral	VGSLX	Real Estate	11.81	5.02	7.33	7.36	✔️	21.73	-	27.65	✔️	—	✔️	0.12	✔️	3	1-Low	Low Risk
<i>percentile rank</i>			52	62	43	44												
<i># of funds in category</i>			265	249	227	166								11-30-2023	02-15-2022	12-31-2022		
Fixed Income																		
Loomis Sayles Core Plus Bond N	NERNX	Core Plus Bond	6.21	-2.91	2.02	2.45	✔️	8.03	-	27.02	✔️	—	—	0.38	✔️	3	1-Low	-
<i>percentile rank</i>			54	42	22	17												
<i># of funds in category</i>			698	628	592	414								11-30-2023	02-15-2022	-		
PIMCO International Bond (USD-Hdg) Instl	PFORX	Global Bond	9.49	-0.99	2.04	3.45	✔️	4.97	-	9.27	✔️	—	—	0.63	✔️	3	-	-
<i>percentile rank</i>			18	4	13	1												
<i># of funds in category</i>			114	107	101	63								11-30-2023	-	-		
⚠️ Vanguard High-Yield Corporate Adm	VWEAX	High Yield Bond	11.74	1.82	5.21	4.43	✔️	8.26	-	1.34	✖️	—	—	0.13	✔️	-	-	-
<i>percentile rank</i>			64	50	30	17												
<i># of funds in category</i>			706	652	619	465												
Vanguard Inflation-Protected Secs Adm	VAIPX	Inflation-Protected Bond	3.79	-1.12	3.02	2.33	✔️	7.12	-	2.15	✖️	—	—	0.10	✔️	3	-	-
<i>percentile rank</i>			52	55	54	20												
<i># of funds in category</i>			234	221	214	152								11-30-2023	-	-		
Baird Aggregate Bond Inst	BAGIX	Intermediate-Term Bond	6.43	-3.14	1.56	2.25	✔️	7.38	-	23.27	✔️	📊	—	0.30	✔️	3	1-Low	-
<i>percentile rank</i>			20	31	18	9												
<i># of funds in category</i>			566	510	457	329								11-30-2023	02-15-2022	-		
Lincoln NY Stable Value Account -LYGPA		Stable Value	-	-	-	-	—	-	-	27.27	✔️	—	—	-	-	-	-	-
<i>percentile rank</i>			-	-	-	-												
<i># of funds in category</i>			75	-	-	-												
Federated Hermes Govt Ultrashort R6	FGULX	Ultrashort Bond	5.13	1.85	1.82	-	✔️	0.86	-	26.49	✔️	—	—	0.24	✔️	-	-	-
<i>percentile rank</i>			79	65	77	-												
<i># of funds in category</i>			245	216	195	116												
Target Date																		
Vanguard Target Retirement 2020 Fund	VTWNX	Target Date	12.51	1.47	6.61	5.52	✔️	10.04	-	10.86	✔️	—	✔️	0.08	✔️	3	1-Low	-
<i>percentile rank</i>			38	48	40	19												
<i># of funds in category</i>			182	158	143	74								11-30-2023	02-15-2022	-		
Vanguard Target Retirement 2025 Fund	VTTVX	Target Date	14.55	2.03	7.56	6.10	✔️	11.60	-	10.86	✔️	—	✔️	0.08	✔️	3	1-Low	Low Risk
<i>percentile rank</i>			11	31	28	10												
<i># of funds in category</i>			278	248	216	126								11-30-2023	02-15-2022	12-31-2022		
Vanguard Target Retirement 2030 Fund	VTHRX	Target Date	16.03	2.66	8.37	6.58	✔️	12.65	-	10.86	✔️	—	✔️	0.08	✔️	3	1-Low	Low Risk
<i>percentile rank</i>			14	36	39	20												
<i># of funds in category</i>			273	247	213	133								11-30-2023	02-15-2022	12-31-2022		

LE BERNARDIN INC 401K PLAN

Screens Summary (Data as of 12-31-2023)

⊖ Fund Removed from Approved List ⚠ Fund on Watch List

Name	Ticker	Asset Class	Trailing Performance and Risk							Management		Style		Expense		ESG Metrics				
			1 Yr	3 Yr	5 Yr	10 Yr	Pass/ Fail	Std Dev 3 Yr %	Beta 3 Yr %	Tenure	Pass/ Fail	Style Box	Pass/ Fail	Exp Ratio	Pass/ Fail	Sustain. Rating	Commit. Level	Carbon Risk		
																	Updated	Updated	Updated	
Vanguard Target Retirement 2035 Fund	VTHX	Target Date	17.14	3.33	9.17	7.06	✔	13.48	-	10.86	✔	-	✔	0.08	✔	3	1-Low	Low Risk		
<i>percentile rank</i>			35	45	49	30														
<i># of funds in category</i>			273	236	209	123												11-30-2023	02-15-2022	12-31-2022
Vanguard Target Retirement 2040 Fund	VFORX	Target Date	18.34	4.02	9.99	7.52	✔	14.30	-	10.86	✔	-	✔	0.08	✔	3	1-Low	Low Risk		
<i>percentile rank</i>			47	57	49	33														
<i># of funds in category</i>			264	236	207	127												11-30-2023	02-15-2022	12-31-2022
Vanguard Target Retirement 2045 Fund	VTIVX	Target Date	19.48	4.68	10.76	7.91	✔	15.16	-	10.86	✔	-	✔	0.08	✔	3	1-Low	Low Risk		
<i>percentile rank</i>			46	48	39	26														
<i># of funds in category</i>			267	237	211	123												11-30-2023	02-15-2022	12-31-2022
Vanguard Target Retirement 2050 Fund	VVIFX	Target Date	20.17	4.91	10.93	7.99	✔	15.53	-	10.86	✔	-	✔	0.08	✔	3	1-Low	Low Risk		
<i>percentile rank</i>			45	41	40	23														
<i># of funds in category</i>			266	236	210	129												11-30-2023	02-15-2022	12-31-2022
Vanguard Target Retirement 2055 Fund	VFFVX	Target Date	20.16	4.92	10.92	7.97	✔	15.53	-	10.86	✔	-	✔	0.08	✔	3	1-Low	Low Risk		
<i>percentile rank</i>			49	40	43	25														
<i># of funds in category</i>			262	232	208	109												11-30-2023	02-15-2022	12-31-2022
Vanguard Target Retirement 2060 Fund	VVTSX	Target Date	20.18	4.92	10.92	7.97	✔	15.52	-	10.86	✔	-	✔	0.08	✔	3	1-Low	Low Risk		
<i>percentile rank</i>			54	44	49	1														
<i># of funds in category</i>			257	224	190	10												11-30-2023	02-15-2022	12-31-2022
Vanguard Target Retirement 2065 Fund	VLXVX	Target Date	20.15	4.95	10.91	-	✔	15.52	-	6.47	✔	-	✔	0.08	✔	3	1-Low	Low Risk		
<i>percentile rank</i>			63	45	85	-														
<i># of funds in category</i>			229	152	11	-												11-30-2023	02-15-2022	12-31-2022
Vanguard Target Retirement 2070 Fund	VSVNX	Target Date	20.24	-	-	-	—	-	-	1.51	✖	-	✔	0.08	✔	3	-	Low Risk		
<i>percentile rank</i>			58	-	-	-														
<i># of funds in category</i>			229	152	11	-												11-30-2023	-	12-31-2022
Vanguard Target Retirement Income Fund	VTINX	Target Date	10.74	0.56	4.83	4.09	✔	8.48	-	10.86	✔	-	✔	0.08	✔	3	1-Low	-		
<i>percentile rank</i>			48	42	44	26														
<i># of funds in category</i>			201	183	160	98												11-30-2023	02-15-2022	-

Balanced

Vanguard LifeStrategy Cnsvr Gr Inv	VSCGX	Target Risk	12.48	0.46	5.52	4.77	✔	10.09	-	1.85	✖	-	✔	0.12	✔	3	1-Low	-		
<i>percentile rank</i>			11	76	47	21														
<i># of funds in category</i>			528	506	469	346												11-30-2023	07-19-2023	-
Vanguard LifeStrategy Growth Inv	VASGX	Target Risk	18.55	3.97	9.83	7.36	✔	14.41	-	1.85	✖	-	✔	0.14	✔	3	1-Low	Low Risk		
<i>percentile rank</i>			22	55	32	24														
<i># of funds in category</i>			366	350	324	250												11-30-2023	07-19-2023	12-31-2022
Vanguard LifeStrategy Income Inv	VASIX	Target Risk	9.48	-1.34	3.27	3.36	✔	8.18	-	1.85	✖	-	✔	0.11	✔	4	1-Low	-		
<i>percentile rank</i>			24	87	62	37														
<i># of funds in category</i>			179	169	153	117												11-30-2023	07-19-2023	-
Vanguard LifeStrategy Mod Gr Inv Shrs	VSMGX	Target Risk	15.49	2.21	7.68	6.09	✔	12.21	-	1.85	✖	-	✔	0.13	✔	3	1-Low	Low Risk		
<i>percentile rank</i>			30	72	61	47														
<i># of funds in category</i>			905	850	795	591												11-30-2023	07-19-2023	12-31-2022

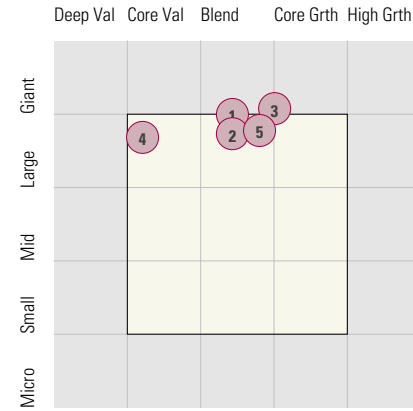
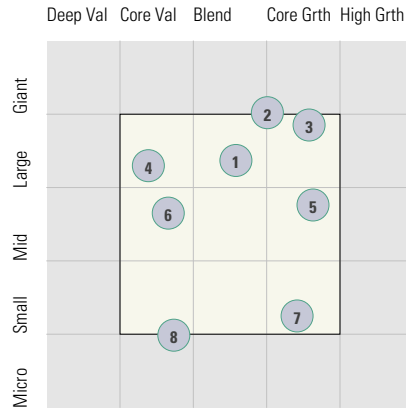
LE BERNARDIN INC 401K PLAN

Style Analysis (Data as of 12-31-2023)

Style Analysis

Morningstar Style Box US Stock

Morningstar Style Box Non-US Stock



US Stock Funds

Fund	Category	Super Sectors %			Asset Allocation %			Avg Mkt Cap M\$
		Cyclical	Defensive	Sensitive	Cash	US Stock	Foreign	
1 DFA US Core Equity 1 I	Large Blend	29.01	19.39	51.59	0.56	98.51	0.93	84.52
2 Vanguard 500 Index Admiral	Large Blend Index	28.24	21.13	50.64	0.27	99.17	0.56	241.88
3 American Funds Growth Fund of Amer R6	Large Growth	28.69	16.71	54.61	6.31	82.96	10.21	136.67
4 DFA US Large Cap Value I	Large Value	35.91	19.20	44.89	0.79	98.05	1.16	69.47
5 Vanguard Mid-Cap Growth Index Admiral	Mid-Cap Growth	24.35	15.40	60.26	0.30	98.24	1.45	30.73
6 Vanguard Mid-Cap Value Index Admiral	Mid-Cap Value	42.70	26.97	30.33	0.16	98.41	1.43	25.28
7 State St Russell Sm Cap® Gr Indx NL CI C	Small Growth	22.04	28.61	49.35	0.26	97.86	1.88	3.01
8 State St Russell Sm Cp® Val Indx NL CI C	Small Value	53.03	16.01	30.97	0.45	97.61	1.94	2.08

Non-US Stock Funds

Fund	Category	Super Sectors %			Regional Exposure %			Market Maturity %		
		Cyclical	Defensive	Sensitive	Americas	Greater Asia	Greater Europe	Developed	EM%	Avg Mkt Cap M\$
1 Vanguard Emerging Mkts Stock Idx Adm	Diversified Emerging Mkts	45.48	14.37	40.14	10.87	75.42	13.72	23.55	76.45	20.55
2 Vanguard Developed Markets Index Admiral	Foreign Large Blend Index	41.06	21.35	37.60	10.38	36.03	53.58	99.41	0.59	31.81
3 MFS International Equity R6	Foreign Large Growth	36.30	27.37	36.33	6.67	24.36	68.98	95.76	4.24	64.20
4 DFA International Value I	Foreign Large Value	55.72	11.76	32.52	11.32	30.04	58.64	99.83	0.17	31.74
5 Vanguard Total World Stock Index Admiral	Global Stock	34.44	20.09	45.48	64.64	17.98	17.38	92.13	7.87	81.34

Fixed Income Funds

Fund	Category	Super Sectors %				Other Stats	Credit Quality %		
		US Govt Debt	Mtg	US Credit	Non US		Avg Eff Duration	Inv Grade	Below Inv Grade
1 Loomis Sayles Core Plus Bond N	Core Plus Bond	34.42	25.66	33.93	0.00	7.12	95.28	4.64	0.08
2 PIMCO International Bond (USD-Hdg) Instl	Global Bond	43.73	6.71	3.44	0.00	5.91	97.21	2.79	0.00
3 Vanguard High-Yield Corporate Adm	High Yield Bond	5.77	0.00	88.73	0.00	3.68	11.43	88.17	0.40
4 Vanguard Inflation-Protected Secs Adm	Inflation-Protected Bond	99.62	0.00	0.00	0.00	6.48	99.91	0.00	0.09
5 Baird Aggregate Bond Inst	Intermediate-Term Bond	22.55	25.51	45.75	0.00	6.15	99.90	0.10	0.00
6 Lincoln NY Stable Value Account -LYGPA	Stable Value	-	-	-	0.00	-	0.00	0.00	-
7 Federated Hermes Govt Ultrashort R6	Ultrashort Bond	3.96	68.84	0.00	0.00	0.57	100.00	0.00	0.00

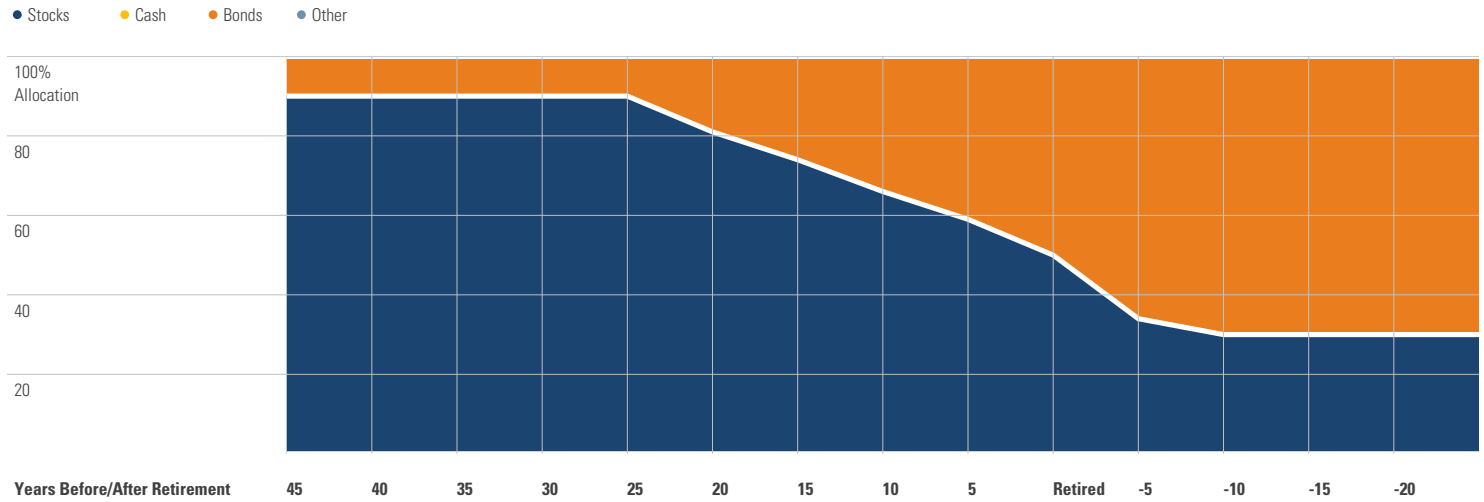
©2024 Morningstar Investment Management LLC. All Rights Reserved. Morningstar Investment Management LLC is a registered investment adviser and subsidiary of Morningstar, Inc. The services are either performed by Morningstar Investment Management or an affiliate. The data shown represents past performance which is no guarantee of future performance. The Morningstar name and logo are registered marks of Morningstar, Inc. This report is not complete without the accompanying disclosure. Please visit https://fiduciaryservices.morningstar.com/Disclosures/Fiduciary_Services_Report_Disclosure.pdf to view these disclosures.



LE BERNARDIN INC 401K PLAN

Target Date Analysis (Data as of 12-31-2023)

Target Date Allocation



Target Date Portfolio Data

Asset Allocation %

	Total Stock	US Stock	Non-US Stock	Total Bond	Infl Prot Bond	HY Bond	Cash	Other	Avg Mkt Cap \$M
Vanguard Target Retirement 2020 Fund	39.11	23.44	15.67	58.49	15.34	0.22	2.35	0.04	79.33
Vanguard Target Retirement 2025 Fund	52.55	31.53	21.02	45.14	8.37	0.19	2.27	0.05	79.42
Vanguard Target Retirement 2030 Fund	61.64	37.24	24.40	36.29	0.00	0.17	2.03	0.04	79.98
Vanguard Target Retirement 2035 Fund	68.96	42.13	26.83	28.84	0.00	0.13	2.15	0.05	80.90
Vanguard Target Retirement 2040 Fund	76.25	46.58	29.67	21.79	0.00	0.10	1.90	0.05	80.91
Vanguard Target Retirement 2045 Fund	83.26	50.88	32.38	14.53	0.00	0.07	2.16	0.06	80.93
Vanguard Target Retirement 2050 Fund	88.46	53.23	35.23	9.48	0.00	0.04	1.99	0.07	79.66
Vanguard Target Retirement 2055 Fund	88.38	53.10	35.28	9.58	0.00	0.04	1.96	0.07	79.53
Vanguard Target Retirement 2060 Fund	88.36	53.05	35.31	9.52	0.00	0.04	2.08	0.07	79.48
Vanguard Target Retirement 2065 Fund	88.23	53.00	35.23	9.47	0.00	0.04	2.23	0.07	79.52
Vanguard Target Retirement 2070 Fund	88.52	53.38	35.14	9.88	0.00	0.04	1.54	0.07	79.83
Vanguard Target Retirement Income Fund	29.21	17.50	11.71	68.26	18.43	0.25	2.49	0.04	79.29