

# MID SOUTH PULMONARY SPECIALISTS

## Screens Summary (Data as of 12-31-2023)

🔴 Fund Removed from Approved List    🟡 Fund on Watch List

Name	Ticker	Asset Class	Trailing Performance and Risk						Management Style				Expense		ESG Metrics			
			1 Yr	3 Yr	5 Yr	10 Yr	Pass/ Fail	Std Dev 3 Yr %	Beta 3 Yr %	Tenure	Pass/ Fail	Style Box	Pass/ Fail	Exp Ratio	Pass/ Fail	Sustain. Rating	Commit. Level	Carbon Risk
<b>US Stock</b>																		
American Funds Invmt Co of Amer R6	RICGX	Large Blend	28.88	11.05	14.47	10.94	✔	16.33	-	31.85	✔	🏠	✔	0.27	✔	1	-	Low Risk
<i>percentile rank</i>			11	12	54	46												
<i># of funds in category</i>			1,591	1,445	1,323	996												
<hr/>																		
Vanguard 500 Index Admiral	VFIAX	Large Blend Index	26.24	9.96	15.65	11.99	✔	17.54	-	6.09	✔	🏠	✔	0.04	✔	3	1-Low	Low Risk
<i>percentile rank</i>			27	28	21	10												
<i># of funds in category</i>			1,591	1,445	1,323	996												
<hr/>																		
MFS Growth R4	MFEJX	Large Growth	36.13	5.04	16.00	12.93	✔	20.18	-	21.76	✔	🏠	✔	0.59	✔	4	2-Basic	Low Risk
<i>percentile rank</i>			55	60	50	32												
<i># of funds in category</i>			1,294	1,204	1,115	882												
<hr/>																		
American Funds American Mutual R6	RMFGX	Large Value	9.75	9.64	11.08	9.47	✔	13.68	-	18.01	✔	🏠	✖	0.27	✔	3	-	Medium Risk
<i>percentile rank</i>			62	52	56	21												
<i># of funds in category</i>			1,295	1,209	1,150	888												
<hr/>																		
Vanguard Mid-Cap Growth Index Admiral	VMGMX	Mid-Cap Growth	23.14	1.82	13.70	10.12	✔	21.60	-	2.45	✖	🏠	✔	0.07	✔	4	1-Low	Medium Risk
<i>percentile rank</i>			34	33	29	31												
<i># of funds in category</i>			603	568	537	434												
<hr/>																		
American Century Mid Cap Value I	AVUAX	Mid-Cap Value	6.35	9.01	11.25	8.92	✔	16.50	-	19.76	✔	🏠	✔	0.78	✔	3	1-Low	Medium Risk
<i>percentile rank</i>			94	68	57	18												
<i># of funds in category</i>			421	407	386	295												
<hr/>																		
MFS New Discovery R4	MNDJX	Small Growth	14.25	-6.55	10.80	7.50	✔	20.96	-	10.01	✔	🏠	✔	1.04	✔	4	-	Medium Risk
<i>percentile rank</i>			69	78	49	62												
<i># of funds in category</i>			626	592	555	433												
<hr/>																		
Delaware Small Cap Value Instl	DEVIX	Small Value	9.50	8.87	10.31	7.00	✔	21.80	-	11.51	✔	🏠	✔	0.86	✔	3	-	Medium Risk
<i>percentile rank</i>			93	76	74	48												
<i># of funds in category</i>			510	475	446	352												
<hr/>																		
<b>Non-US Stock</b>																		
American Funds New World R6	RNWGX	Diversified Emerging Mkts	16.22	-1.49	8.93	5.51	✔	16.09	-	24.56	✔	🏠	✔	0.57	✔	3	1-Low	Medium Risk
<i>percentile rank</i>			24	34	9	4												
<i># of funds in category</i>			847	751	687	428												
<hr/>																		
American Funds Intl Gr and Inc R6	RIGGX	Foreign Large Blend	15.72	2.64	8.33	4.04	✔	16.69	-	15.26	✔	🏠	✔	0.54	✔	2	1-Low	Low Risk
<i>percentile rank</i>			63	53	31	52												
<i># of funds in category</i>			837	782	710	467												
<hr/>																		
Invesco Oppenheimer International Gr Y	OIGYX	Foreign Large Growth	21.01	-0.75	9.03	4.04	✔	21.44	-	27.79	✔	🏠	✔	0.83	✔	4	-	Low Risk
<i>percentile rank</i>			12	45	41	72												
<i># of funds in category</i>			450	423	365	255												
<hr/>																		
Vanguard International Value Inv	VTRIX	Foreign Large Value	16.15	3.47	7.77	3.78	✔	17.31	-	13.60	✔	🏠	✖	0.38	✔	2	-	Medium Risk
<i>percentile rank</i>			71	84	42	37												
<i># of funds in category</i>			403	367	344	223												
<hr/>																		
American Funds Capital World Gr&Inc R6	RWIGX	Global Stock	21.22	5.03	11.02	7.59	✔	16.60	-	17.92	✔	—	✔	0.42	✔	2	1-Low	Low Risk
<i>percentile rank</i>			33	58	45	47												
<i># of funds in category</i>			375	354	314	212												

©2024 Morningstar Investment Management LLC. All Rights Reserved. Morningstar Investment Management LLC is a registered investment adviser and subsidiary of Morningstar, Inc. The services are either performed by Morningstar Investment Management or an affiliate. The data shown represents past performance which is no guarantee of future performance. The Morningstar name and logo are registered marks of Morningstar, Inc. This report is not complete without the accompanying disclosure. Please visit [https://fiduciaryservices.morningstar.com/Disclosures/Fiduciary\\_Services\\_Report\\_Disclosure.pdf](https://fiduciaryservices.morningstar.com/Disclosures/Fiduciary_Services_Report_Disclosure.pdf) to view these disclosures.



# MID SOUTH PULMONARY SPECIALISTS

## Screens Summary (Data as of 12-31-2023)

⊖ Fund Removed from Approved List    ⚠ Fund on Watch List

Name	Ticker	Asset Class	Trailing Performance and Risk				Management			Style			Expense			ESG Metrics			
			1 Yr	3 Yr	5 Yr	10 Yr	Pass/ Fail	Std Dev 3 Yr %	Beta 3 Yr %	Tenure	Pass/ Fail	Style Box	Pass/ Fail	Exp Ratio	Pass/ Fail	Sustain. Rating	Commit. Level	Carbon Risk	
																	Updated	Updated	Updated
<b>Alternative</b>																			
⚠ Invesco Balanced-Risk Commodity Strat R6	IBRFX	Commodities Broad Basket	-3.27	7.60	7.04	0.26	✔	12.68	-	13.09	✔	—	—	1.12	✔	-	-	-	
percentile rank			20	94	64	26													
# of funds in category			114	109	104	67													
Vanguard Real Estate Index Admiral	VGSLX	Real Estate	11.81	5.02	7.33	7.36	✔	21.73	-	27.65	✔	—	✔	0.12	✔	3	1-Low	Low Risk	
percentile rank			52	62	43	44													
# of funds in category			265	249	227	166									11-30-2023	02-15-2022	12-31-2022		
<b>Fixed Income</b>																			
AB Global Bond I	ANAIX	Global Bond	6.93	-2.23	1.10	2.25	✔	6.14	-	18.35	✔	—	—	0.56	✔	3	-	-	
percentile rank			70	44	56	49													
# of funds in category			114	107	101	63									11-30-2023	-	-		
BlackRock High Yield Bond Instl	BHYIX	High Yield Bond	13.57	2.51	5.62	4.55	✔	8.45	-	14.01	✔	—	—	0.60	✔	-	2-Basic	-	
percentile rank			16	30	18	12													
# of funds in category			706	652	619	465										-	02-15-2022	-	
American Century Inflation Adjs Bond R5	AIANX	Inflation-Protected Bond	3.28	-1.13	2.91	2.12	✔	7.34	-	22.10	✔	—	—	0.31	✔	3	-	-	
percentile rank			74	58	62	44													
# of funds in category			234	221	214	152									11-30-2023	-	-		
Baird Aggregate Bond Inst	BAGIX	Intermediate-Term Bond	6.43	-3.14	1.56	2.25	✔	7.38	-	23.27	✔	⊠	—	0.30	✔	3	1-Low	-	
percentile rank			20	31	18	9													
# of funds in category			566	510	457	329									11-30-2023	02-15-2022	-		
⚠ Loomis Sayles Bond N	LSBNX	Multisector Bond	8.12	-0.78	2.22	2.17	✔	7.78	-	16.92	✔	—	—	0.60	✔	1	1-Low	-	
percentile rank			57	75	80	79													
# of funds in category			371	335	284	177									11-30-2023	02-15-2022	-		
Federated Hermes Govt Ultrashort IS	FGUSX	Ultrashort Bond	5.10	1.80	1.80	1.27	⊕	0.88	-	26.49	✔	—	—	0.26	✔	-	-	-	
percentile rank			81	70	77	75													
# of funds in category			245	216	195	116													
<b>Target Date</b>																			
American Funds 2010 Trgt Date Retire R6	RFTTX	Target Date	8.67	2.58	6.07	5.10	✔	8.78	-	12.01	✔	—	✔	0.29	✔	2	-	-	
percentile rank			74	1	11	1													
# of funds in category			127	114	105	50									11-30-2023	-	-		
American Funds 2015 Trgt Date Retire R6	RFJTX	Target Date	9.57	2.74	6.51	5.39	✔	9.44	-	12.01	✔	—	⊗	0.30	✔	2	-	-	
percentile rank			87	1	11	1													
# of funds in category			129	117	103	50									11-30-2023	-	-		
American Funds 2020 Trgt Date Retire R6	RRCTX	Target Date	10.46	2.84	6.89	5.78	✔	9.96	-	12.01	✔	—	✔	0.31	✔	2	-	-	
percentile rank			85	1	21	1													
# of funds in category			182	158	143	74									11-30-2023	-	-		
American Funds 2025 Trgt Date Retire R6	RFDTX	Target Date	11.94	2.87	7.84	6.41	✔	10.74	-	12.01	✔	—	✔	0.32	✔	3	-	Low Risk	
percentile rank			73	4	9	4													
# of funds in category			278	248	216	126									11-30-2023	-	06-30-2022		

# MID SOUTH PULMONARY SPECIALISTS

## Screens Summary (Data as of 12-31-2023)

⊖ Fund Removed from Approved List    ⚠ Fund on Watch List

Name	Ticker	Asset Class	Trailing Performance and Risk								Management		Style		Expense		ESG Metrics		
			1 Yr	3 Yr	5 Yr	10 Yr	Pass/ Fail	Std Dev 3 Yr %	Beta 3 Yr %	Tenure	Pass/ Fail	Style Box	Pass/ Fail	Exp Ratio	Pass/ Fail	Sustain. Rating	Commit. Level	Carbon Risk	
																		Updated	Updated
American Funds 2030 Trgt Date Retire R6	RFETX	Target Date	14.52	3.47	8.90	7.25	✔	12.02	-	12.01	✔	-	✔	0.33	✔	3	-	Low Risk	
<i>percentile rank</i>			55	4	10	1													
<i># of funds in category</i>			273	247	213	133									11-30-2023	-	12-31-2022		
American Funds 2035 Trgt Date Retire R6	RFFTX	Target Date	16.90	4.20	10.39	8.15	✔	13.47	-	12.01	✔	-	✔	0.35	✔	3	-	Low Risk	
<i>percentile rank</i>			40	7	1	1													
<i># of funds in category</i>			273	236	209	123									11-30-2023	-	12-31-2022		
American Funds 2040 Trgt Date Retire R6	RFGTK	Target Date	19.33	4.75	11.17	8.58	✔	14.71	-	12.01	✔	-	✔	0.37	✔	2	-	Low Risk	
<i>percentile rank</i>			17	11	6	1													
<i># of funds in category</i>			264	236	207	127									11-30-2023	-	12-31-2022		
American Funds 2045 Trgt Date Retire R6	RFHTX	Target Date	20.15	4.83	11.35	8.73	✔	15.14	-	12.01	✔	-	✔	0.37	✔	2	-	Low Risk	
<i>percentile rank</i>			21	31	7	1													
<i># of funds in category</i>			267	237	211	123									11-30-2023	-	12-31-2022		
American Funds 2050 Trgt Date Retire R6	RFITX	Target Date	20.83	4.75	11.41	8.77	✔	15.42	-	12.01	✔	-	✔	0.38	✔	2	-	Low Risk	
<i>percentile rank</i>			20	53	6	1													
<i># of funds in category</i>			266	236	210	129									11-30-2023	-	12-31-2022		
American Funds 2055 Trgt Date Retire R6	RFKTX	Target Date	21.40	4.65	11.35	8.73	✔	15.65	-	12.01	✔	-	✔	0.38	✔	2	-	Low Risk	
<i>percentile rank</i>			9	59	17	1													
<i># of funds in category</i>			262	232	208	109									11-30-2023	-	12-31-2022		
American Funds 2060 Trgt Date Retire R6	RFUTX	Target Date	21.61	4.62	11.32	-	✔	15.68	-	8.77	✔	-	✔	0.39	✔	2	-	Low Risk	
<i>percentile rank</i>			10	64	25	-													
<i># of funds in category</i>			257	224	190	10									11-30-2023	-	12-31-2022		
American Funds 2065 Trgt Date Retire R6	RFVTX	Target Date	21.55	4.65	-	-	✔	15.68	-	4.00	✔	-	✔	0.39	✔	2	-	Low Risk	
<i>percentile rank</i>			11	63	-	-													
<i># of funds in category</i>			229	152	11	-									11-30-2023	-	12-31-2022		
<b>Balanced</b>																			
American Funds Capital Income Bldr R6	RIRGX	Global Allocation	9.32	5.53	7.47	5.51	✔	12.28	-	32.02	✔	🗄	✔	0.27	✔	2	-	Medium Risk	
<i>percentile rank</i>			67	16	24	12													
<i># of funds in category</i>			420	407	396	285									11-30-2023	-	12-31-2022		

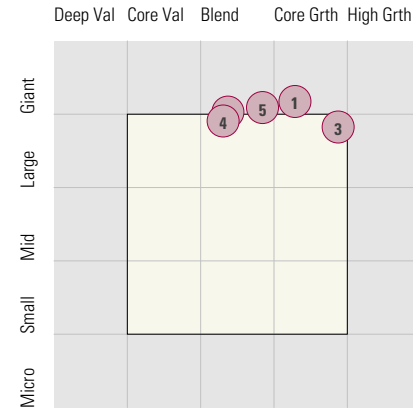
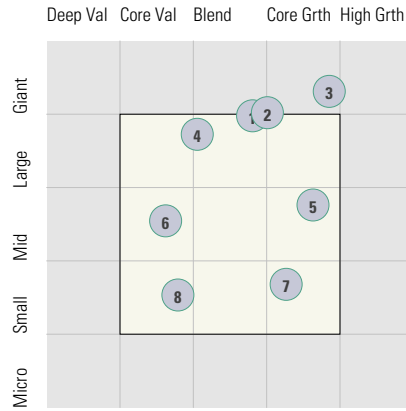
# MID SOUTH PULMONARY SPECIALISTS

## Style Analysis (Data as of 12-31-2023)

### Style Analysis

Morningstar Style Box US Stock

Morningstar Style Box Non-US Stock



#### US Stock Funds

	Category	Super Sectors %			Asset Allocation %			Avg Mkt Cap M\$	
		Cyclical	Defensive	Sensitive	Cash	US Stock	Foreign		
1	American Funds Invmt Co of Amer R6	Large Blend	24.80	22.99	52.21	3.83	87.42	8.60	174.23
2	Vanguard 500 Index Admiral	Large Blend Index	28.24	21.13	50.64	0.27	99.17	0.56	241.88
3	MFS Growth R4	Large Growth	27.42	11.69	60.90	1.15	96.07	2.78	394.18
4	American Funds American Mutual R6	Large Value	25.53	34.51	39.96	6.50	86.32	7.18	119.81
5	Vanguard Mid-Cap Growth Index Admiral	Mid-Cap Growth	24.35	15.40	60.26	0.30	98.24	1.45	30.73
6	American Century Mid Cap Value I	Mid-Cap Value	32.98	35.97	31.05	2.43	84.77	12.80	16.67
7	MFS New Discovery R4	Small Growth	20.74	23.00	56.25	3.31	82.52	14.17	4.41
8	Delaware Small Cap Value Instl	Small Value	49.12	9.88	41.00	0.50	97.18	2.32	4.21

#### Non-US Stock Funds

	Category	Super Sectors %			Regional Exposure %			Market Maturity %			
		Cyclical	Defensive	Sensitive	Americas	Greater Asia	Greater Europe	Developed	EM%	Avg Mkt Cap M\$	
1	American Funds New World R6	Diversified Emerging Mkts	38.31	22.24	39.44	35.96	39.10	24.94	57.94	42.06	60.60
2	American Funds Intl Gr and Inc R6	Foreign Large Blend	35.54	24.92	39.53	15.01	27.74	57.25	86.52	13.48	48.53
3	Invesco Oppenheimer International Gr Y	Foreign Large Growth	31.94	24.80	43.26	12.94	15.41	71.66	95.44	4.56	43.05
4	Vanguard International Value Inv	Foreign Large Value	43.43	16.49	40.07	11.72	37.96	50.32	81.26	18.74	32.73
5	American Funds Capital World Gr&Inc R6	Global Stock	28.32	25.88	45.79	56.37	16.77	26.85	92.60	7.40	100.23

#### Fixed Income Funds

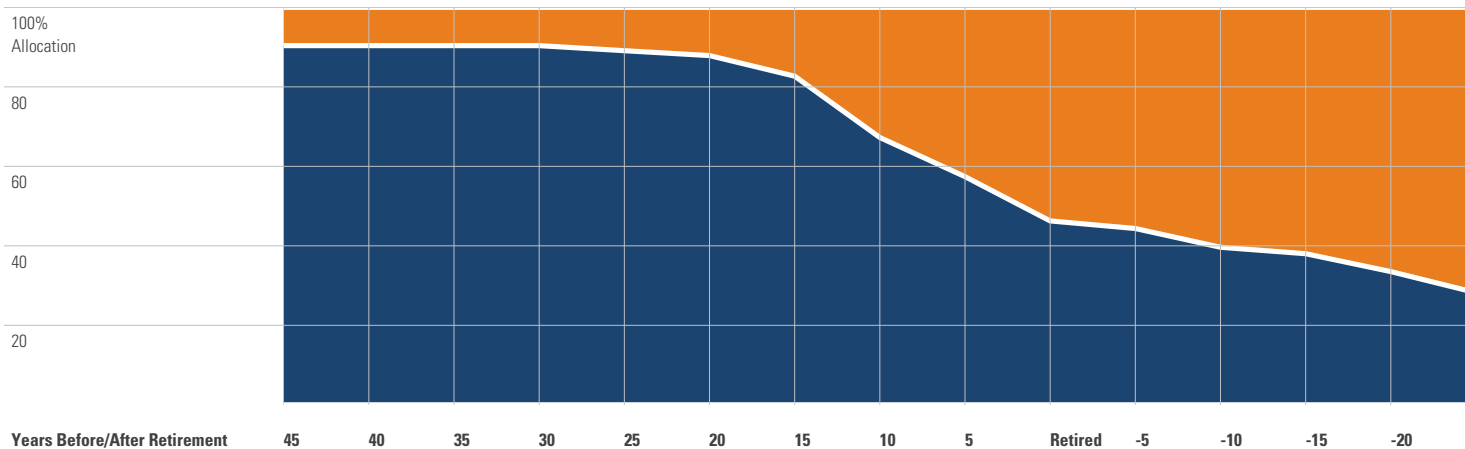
	Category	Super Sectors %				Avg Eff Duration	Credit Quality %			
		US Govt Debt	Mtg	US Credit	Non US		Inv Grade	Below Inv Grade	NR/NA	
1	AB Global Bond I	Global Bond	34.96	7.11	16.82	0.00	6.72	106.61	1.92	-8.53
2	BlackRock High Yield Bond Instl	High Yield Bond	0.55	0.00	84.55	0.00	3.32	7.34	90.52	2.14
3	American Century Inflation Adjs Bond R5	Inflation-Protected Bond	93.84	0.70	2.83	0.00	7.17	97.92	0.00	2.08
4	Baird Aggregate Bond Inst	Intermediate-Term Bond	22.55	25.51	45.75	0.00	6.15	99.90	0.10	0.00
5	Loomis Sayles Bond N	Multisector Bond	15.92	0.13	78.54	0.00	6.20	63.19	26.62	10.20
6	Federated Hermes Govt Ultrashort IS	Ultrashort Bond	3.96	68.84	0.00	0.00	0.57	100.00	0.00	0.00

# MID SOUTH PULMONARY SPECIALISTS

## Target Date Analysis (Data as of 12-31-2023)

### Target Date Allocation

● Stocks ● Cash ● Bonds ● Other



### Target Date Portfolio Data

#### Asset Allocation %

	Total Stock	US Stock	Non-US Stock	Total Bond	Infl Prot Bond	HY Bond	Cash	Other	Avg Mkt Cap \$M
American Funds 2010 Trgt Date Retire R6	38.42	28.43	9.99	55.71	12.36	3.83	5.32	0.54	102.59
American Funds 2015 Trgt Date Retire R6	40.30	29.65	10.65	53.78	13.82	5.46	5.34	0.57	105.00
American Funds 2020 Trgt Date Retire R6	44.04	32.31	11.73	50.21	14.92	5.15	5.15	0.58	106.17
American Funds 2025 Trgt Date Retire R6	49.08	35.42	13.66	45.23	15.08	3.87	5.11	0.58	103.12
American Funds 2030 Trgt Date Retire R6	58.18	41.94	16.24	36.16	14.63	1.90	5.08	0.59	95.87
American Funds 2035 Trgt Date Retire R6	68.58	49.09	19.49	25.57	15.33	1.52	5.24	0.62	90.56
American Funds 2040 Trgt Date Retire R6	80.02	56.31	23.71	13.94	13.70	0.79	5.39	0.65	86.03
American Funds 2045 Trgt Date Retire R6	83.88	58.70	25.18	10.13	4.66	0.32	5.33	0.65	84.16
American Funds 2050 Trgt Date Retire R6	84.87	59.34	25.53	9.22	4.71	0.20	5.31	0.59	82.58
American Funds 2055 Trgt Date Retire R6	85.59	59.52	26.07	8.62	4.81	0.13	5.23	0.55	80.33
American Funds 2060 Trgt Date Retire R6	85.64	59.59	26.05	8.61	4.83	0.13	5.19	0.56	78.71
American Funds 2065 Trgt Date Retire R6	85.69	59.62	26.07	8.55	4.78	0.13	5.18	0.56	78.78