

SECTION 403(B) RETIREMENT PLAN FOR

Screens Summary (Data as of 12-31-2023)

⊖ Fund Removed from Approved List ⚠ Fund on Watch List

Name	Ticker	Asset Class	Trailing Performance and Risk				Management			Style			Expense			ESG Metrics			
			1 Yr	3 Yr	5 Yr	10 Yr	Pass/ Fail	Std Dev 3 Yr %	Beta 3 Yr %	Tenure	Pass/ Fail	Style Box	Pass/ Fail	Exp Ratio	Pass/ Fail	Sustain. Rating	Commit. Level	Carbon Risk	
																	Updated	Updated	Updated
Alternative																			
PIMCO Commodity Real Return Strat I2	PCRPX	Commodities Broad Basket	-7.65	10.26	8.67	-0.71	✔	18.04	-	5.17	✔	—	—	1.09	✔	3	-	-	
<i>percentile rank</i>			67	67	34	60													
<i># of funds in category</i>			114	109	104	67											06-30-2023	-	-
Vanguard Real Estate Index Admiral	VGSLX	Real Estate	11.81	5.02	7.33	7.36	✔	21.73	-	27.65	✔	—	✔	0.12	✔	3	1-Low	Low Risk	
<i>percentile rank</i>			52	62	43	44													
<i># of funds in category</i>			265	249	227	166											11-30-2023	02-15-2022	12-31-2022
Fixed Income																			
PIMCO International Bond (USD-Hdg) I-2	PFBPX	Global Bond	9.38	-1.09	1.93	3.35	✔	4.97	-	9.27	✔	—	—	0.73	✔	3	-	-	
<i>percentile rank</i>			21	9	16	3													
<i># of funds in category</i>			114	107	101	63											11-30-2023	-	-
Eaton Vance Income Fund of Boston I	EIBIX	High Yield Bond	12.05	2.96	5.43	4.39	✔	7.85	-	9.16	✔	—	—	0.75	✔	-	-	-	
<i>percentile rank</i>			58	22	22	18													
<i># of funds in category</i>			706	652	619	465											-	-	-
BlackRock Inflation Protected Bond Instl	BPRIX	Inflation-Protected Bond	3.73	-0.98	3.27	2.20	✔	7.32	-	6.88	✔	—	—	0.56	✔	3	-	-	
<i>percentile rank</i>			57	48	24	33													
<i># of funds in category</i>			234	221	214	152											11-30-2023	-	-
Baird Aggregate Bond Inst	BAGIX	Intermediate-Term Bond	6.43	-3.14	1.56	2.25	✔	7.38	-	23.27	✔	☒	—	0.30	✔	3	1-Low	-	
<i>percentile rank</i>			20	31	18	9													
<i># of funds in category</i>			566	510	457	329											11-30-2023	02-15-2022	-
PIMCO Income I2	PONPX	Multisector Bond	9.21	1.02	3.30	4.34	✔	6.26	-	16.77	✔	—	—	0.72	✔	4	-	-	
<i>percentile rank</i>			35	26	41	2													
<i># of funds in category</i>			371	335	284	177											11-30-2023	-	-
Federated Hermes Govt Ultrashort IS	FGUSX	Ultrashort Bond	5.10	1.80	1.80	1.27	⊕	0.88	-	26.49	✔	—	—	0.26	✔	-	-	-	
<i>percentile rank</i>			81	70	77	75													
<i># of funds in category</i>			245	216	195	116											-	-	-
Target Date																			
Vanguard Target Retirement 2020 Fund	VTWNX	Target Date	12.51	1.47	6.61	5.52	✔	10.04	-	10.86	✔	—	✔	0.08	✔	3	1-Low	-	
<i>percentile rank</i>			38	48	40	19													
<i># of funds in category</i>			182	158	143	74											11-30-2023	02-15-2022	-
Vanguard Target Retirement 2025 Fund	VTVX	Target Date	14.55	2.03	7.56	6.10	✔	11.60	-	10.86	✔	—	✔	0.08	✔	3	1-Low	Low Risk	
<i>percentile rank</i>			11	31	28	10													
<i># of funds in category</i>			278	248	216	126											11-30-2023	02-15-2022	12-31-2022
Vanguard Target Retirement 2030 Fund	VTHRX	Target Date	16.03	2.66	8.37	6.58	✔	12.65	-	10.86	✔	—	✔	0.08	✔	3	1-Low	Low Risk	
<i>percentile rank</i>			14	36	39	20													
<i># of funds in category</i>			273	247	213	133											11-30-2023	02-15-2022	12-31-2022
Vanguard Target Retirement 2035 Fund	VTTHX	Target Date	17.14	3.33	9.17	7.06	✔	13.48	-	10.86	✔	—	✔	0.08	✔	3	1-Low	Low Risk	
<i>percentile rank</i>			35	45	49	30													
<i># of funds in category</i>			273	236	209	123											11-30-2023	02-15-2022	12-31-2022

SECTION 403(B) RETIREMENT PLAN FOR

Screens Summary (Data as of 12-31-2023)

⊖ Fund Removed from Approved List ⚠ Fund on Watch List

Name	Ticker	Asset Class	Trailing Performance and Risk				Management			Style		Expense		ESG Metrics					
			1 Yr	3 Yr	5 Yr	10 Yr	Pass/ Fail	Std Dev 3 Yr %	Beta 3 Yr %	Tenure	Pass/ Fail	Style Box	Pass/ Fail	Exp Ratio	Pass/ Fail	Sustain. Rating	Commit. Level	Carbon Risk	
																	Updated	Updated	Updated
Vanguard Target Retirement 2040 Fund	VFORX	Target Date	18.34	4.02	9.99	7.52	✔	14.30	-	10.86	✔	-	✔	0.08	✔	3	1-Low	Low Risk	
<i>percentile rank</i>			47	57	49	33													
<i># of funds in category</i>			264	236	207	127									11-30-2023	02-15-2022	12-31-2022		
Vanguard Target Retirement 2045 Fund	VTIVX	Target Date	19.48	4.68	10.76	7.91	✔	15.16	-	10.86	✔	-	✔	0.08	✔	3	1-Low	Low Risk	
<i>percentile rank</i>			46	48	39	26													
<i># of funds in category</i>			267	237	211	123									11-30-2023	02-15-2022	12-31-2022		
Vanguard Target Retirement 2050 Fund	VFIX	Target Date	20.17	4.91	10.93	7.99	✔	15.53	-	10.86	✔	-	✔	0.08	✔	3	1-Low	Low Risk	
<i>percentile rank</i>			45	41	40	23													
<i># of funds in category</i>			266	236	210	129									11-30-2023	02-15-2022	12-31-2022		
Vanguard Target Retirement 2055 Fund	VFFVX	Target Date	20.16	4.92	10.92	7.97	✔	15.53	-	10.86	✔	-	✔	0.08	✔	3	1-Low	Low Risk	
<i>percentile rank</i>			49	40	43	25													
<i># of funds in category</i>			262	232	208	109									11-30-2023	02-15-2022	12-31-2022		
Vanguard Target Retirement 2060 Fund	VTTX	Target Date	20.18	4.92	10.92	7.97	✔	15.52	-	10.86	✔	-	✔	0.08	✔	3	1-Low	Low Risk	
<i>percentile rank</i>			54	44	49	1													
<i># of funds in category</i>			257	224	190	10									11-30-2023	02-15-2022	12-31-2022		
Vanguard Target Retirement 2065 Fund	VLXVX	Target Date	20.15	4.95	10.91	-	✔	15.52	-	6.47	✔	-	✔	0.08	✔	3	1-Low	Low Risk	
<i>percentile rank</i>			63	45	85	-													
<i># of funds in category</i>			229	152	11	-									11-30-2023	02-15-2022	12-31-2022		
Vanguard Target Retirement 2070 Fund	VSVNX	Target Date	20.24	-	-	-	-	-	-	1.51	✖	-	✔	0.08	✔	3	-	Low Risk	
<i>percentile rank</i>			58	-	-	-													
<i># of funds in category</i>			229	152	11	-									11-30-2023	-	12-31-2022		
Vanguard Target Retirement Income Fund	VTINX	Target Date	10.74	0.56	4.83	4.09	✔	8.48	-	10.86	✔	-	✔	0.08	✔	3	1-Low	-	
<i>percentile rank</i>			48	42	44	26													
<i># of funds in category</i>			201	183	160	98									11-30-2023	02-15-2022	-		
Balanced																			
BlackRock Global Allocation Instl	MALOX	Global Allocation	12.62	0.39	7.57	4.80	✔	11.89	-	7.00	✔	🗄	✔	0.84	✔	3	-	Low Risk	
<i>percentile rank</i>			36	79	21	28													
<i># of funds in category</i>			420	407	396	285									11-30-2023	-	09-30-2022		

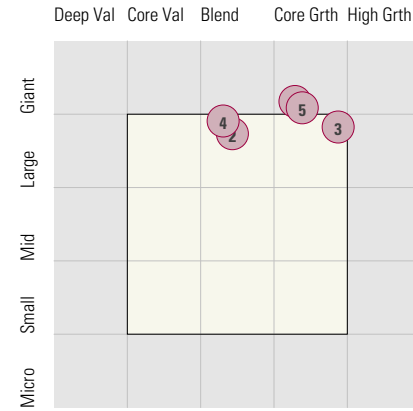
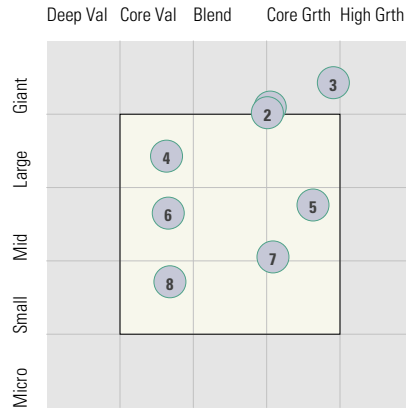
SECTION 403(B) RETIREMENT PLAN FOR

Style Analysis (Data as of 12-31-2023)

Style Analysis

Morningstar Style Box US Stock

Morningstar Style Box Non-US Stock



US Stock Funds

	Category	Super Sectors %			Asset Allocation %			Avg Mkt Cap M\$
		Cyclical	Defensive	Sensitive	Cash	US Stock	Foreign	
1	JPMorgan US Equity R6	28.34	21.50	50.15	2.23	94.39	3.38	255.52
2	Vanguard 500 Index Admiral	28.24	21.13	50.64	0.27	99.17	0.56	241.88
3	Vanguard Growth Index Admiral	25.80	9.50	64.70	0.22	99.56	0.21	467.37
4	Invesco Growth and Income Y	31.55	24.46	43.99	1.72	90.80	7.47	86.50
5	Vanguard Mid-Cap Growth Index Admiral	24.35	15.40	60.26	0.30	98.24	1.45	30.73
6	Vanguard Mid-Cap Value Index Admiral	42.70	26.97	30.33	0.16	98.41	1.43	25.28
7	Allspring Small Company Growth Inst	24.87	26.89	48.24	3.56	93.70	2.74	4.61
8	Vanguard Small Cap Value Index Admiral	50.27	14.16	35.57	1.06	98.06	0.88	5.62

Non-US Stock Funds

	Category	Super Sectors %			Regional Exposure %			Market Maturity %		
		Cyclical	Defensive	Sensitive	Americas	Greater Asia	Greater Europe	Developed	EM%	Avg Mkt Cap M\$
1	American Funds New World R6	38.31	22.24	39.44	35.96	39.10	24.94	57.94	42.06	60.60
2	Vanguard Developed Markets Index Admiral	41.06	21.35	37.60	10.38	36.03	53.58	99.41	0.59	31.81
3	Invesco Oppenheimer International Gr Y	31.94	24.80	43.26	12.94	15.41	71.66	95.44	4.56	43.05
4	Vanguard International Value Inv	43.43	16.49	40.07	11.72	37.96	50.32	81.26	18.74	32.73
5	American Funds New Perspective R6	29.33	24.49	46.18	59.28	10.42	30.29	96.07	3.93	117.31

Fixed Income Funds

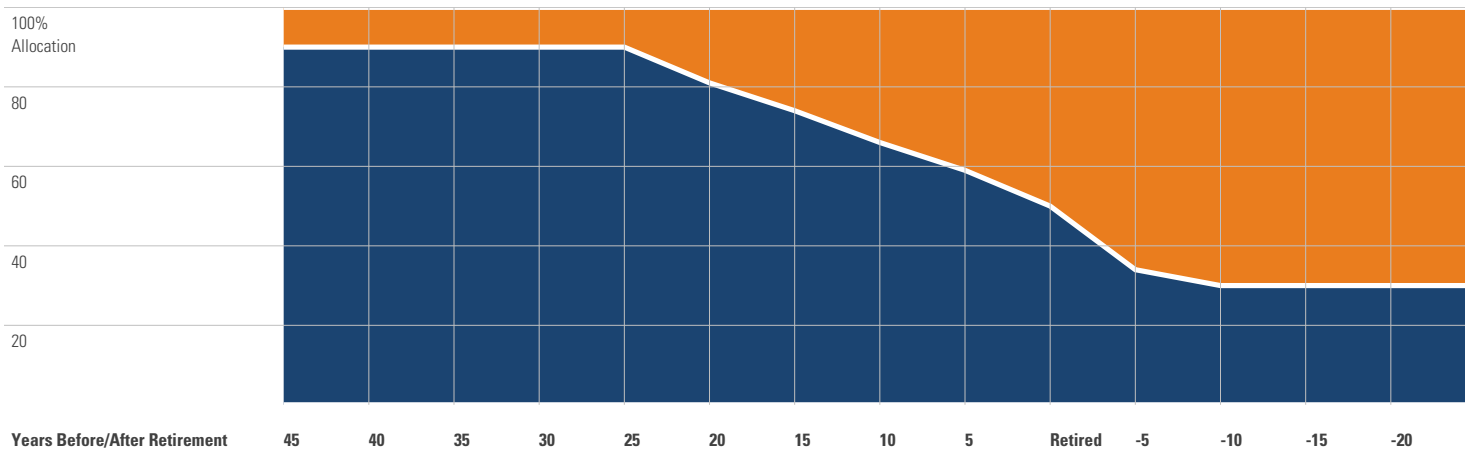
	Category	Super Sectors %				Other Stats	Credit Quality %		
		US Govt Debt	Mtg	US Credit	Non US		Avg Eff Duration	Inv Grade	Below Inv Grade
1	PIMCO International Bond (USD-Hdg) I-2	43.73	6.71	3.44	0.00	5.91	97.21	2.79	0.00
2	Eaton Vance Income Fund of Boston I	0.00	0.00	89.80	0.00	3.66	6.17	91.33	2.50
3	BlackRock Inflation Protected Bond Instl	72.41	4.83	2.88	0.00	6.08	97.25	0.08	2.67
4	Baird Aggregate Bond Inst	22.55	25.51	45.75	0.00	6.15	99.90	0.10	0.00
5	PIMCO Income I2	39.78	12.74	8.62	0.00	4.74	82.84	17.16	0.00
6	Federated Hermes Govt Ultrashort IS	3.96	68.84	0.00	0.00	0.57	100.00	0.00	0.00

SECTION 403(B) RETIREMENT PLAN FOR

Target Date Analysis (Data as of 12-31-2023)

Target Date Allocation

● Stocks ● Cash ● Bonds ● Other



Target Date Portfolio Data

Asset Allocation %

	Total Stock	US Stock	Non-US Stock	Total Bond	Infl Prot Bond	HY Bond	Cash	Other	Avg Mkt Cap \$M
Vanguard Target Retirement 2020 Fund	39.11	23.44	15.67	58.49	15.34	0.22	2.35	0.04	79.33
Vanguard Target Retirement 2025 Fund	52.55	31.53	21.02	45.14	8.37	0.19	2.27	0.05	79.42
Vanguard Target Retirement 2030 Fund	61.64	37.24	24.40	36.29	0.00	0.17	2.03	0.04	79.98
Vanguard Target Retirement 2035 Fund	68.96	42.13	26.83	28.84	0.00	0.13	2.15	0.05	80.90
Vanguard Target Retirement 2040 Fund	76.25	46.58	29.67	21.79	0.00	0.10	1.90	0.05	80.91
Vanguard Target Retirement 2045 Fund	83.26	50.88	32.38	14.53	0.00	0.07	2.16	0.06	80.93
Vanguard Target Retirement 2050 Fund	88.46	53.23	35.23	9.48	0.00	0.04	1.99	0.07	79.66
Vanguard Target Retirement 2055 Fund	88.38	53.10	35.28	9.58	0.00	0.04	1.96	0.07	79.53
Vanguard Target Retirement 2060 Fund	88.36	53.05	35.31	9.52	0.00	0.04	2.08	0.07	79.48
Vanguard Target Retirement 2065 Fund	88.23	53.00	35.23	9.47	0.00	0.04	2.23	0.07	79.52
Vanguard Target Retirement 2070 Fund	88.52	53.38	35.14	9.88	0.00	0.04	1.54	0.07	79.83
Vanguard Target Retirement Income Fund	29.21	17.50	11.71	68.26	18.43	0.25	2.49	0.04	79.29