

PEOPLE DRIVEN CREDIT UNION 401K

Screens Summary (Data as of 12-31-2023)

🔴 Fund Removed from Approved List ⚠️ Fund on Watch List

Name	Ticker	Asset Class	Trailing Performance and Risk				Management			Style		Expense		ESG Metrics				
			1 Yr	3 Yr	5 Yr	10 Yr	Pass/ Fail	Std Dev 3 Yr %	Beta 3 Yr %	Tenure	Pass/ Fail	Style Box	Pass/ Fail	Exp Ratio	Pass/ Fail	Sustain. Rating	Commit. Level	Carbon Risk
US Stock																		
American Funds Invmt Co of Amer R6	RICGX	Large Blend	28.88	11.05	14.47	10.94	✔️	16.33	-	31.85	✔️	🇺🇸	✔️	0.27	✔️	1	-	Low Risk
<i>percentile rank</i>			11	12	54	46												
<i># of funds in category</i>			1,591	1,445	1,323	996												

Vanguard 500 Index Admiral	VFIAX	Large Blend Index	26.24	9.96	15.65	11.99	✔️	17.54	-	6.09	✔️	🇺🇸	✔️	0.04	✔️	3	1-Low	Low Risk
<i>percentile rank</i>			27	28	21	10												
<i># of funds in category</i>			1,591	1,445	1,323	996												

Vanguard Growth Index Admiral	VIGAX	Large Growth	46.77	7.69	19.16	13.97	✔️	22.10	-	29.02	✔️	🇺🇸	✔️	0.05	✔️	4	1-Low	Low Risk
<i>percentile rank</i>			17	26	12	15												
<i># of funds in category</i>			1,294	1,204	1,115	882												

Vanguard Value Index Adm	VVIAX	Large Value	9.24	10.61	11.73	9.72	✔️	15.91	-	29.02	✔️	🇺🇸	✔️	0.05	✔️	3	1-Low	Medium Risk
<i>percentile rank</i>			66	36	44	17												
<i># of funds in category</i>			1,295	1,209	1,150	888												

Vanguard Mid-Cap Growth Index Admiral	VMGMX	Mid-Cap Growth	23.14	1.82	13.70	10.12	✔️	21.60	-	2.45	✖️	🇺🇸	✔️	0.07	✔️	4	1-Low	Medium Risk
<i>percentile rank</i>			34	33	29	31												
<i># of funds in category</i>			603	568	537	434												

Vanguard Mid-Cap Value Index Admiral	VMVAX	Mid-Cap Value	9.76	9.18	11.31	8.49	✔️	18.77	-	2.45	✖️	🇺🇸	✔️	0.07	✔️	4	1-Low	Medium Risk
<i>percentile rank</i>			77	65	55	27												
<i># of funds in category</i>			421	407	386	295												

Vanguard Small Cap Growth Index Admiral	VSGAX	Small Growth	21.41	-2.78	10.54	7.86	✔️	21.73	-	19.01	✔️	🇺🇸	✔️	0.07	✔️	4	1-Low	Medium Risk
<i>percentile rank</i>			17	58	54	53												
<i># of funds in category</i>			626	592	555	433												

Vanguard Small Cap Value Index Admiral	VSIAX	Small Value	15.99	10.45	11.85	8.49	✔️	20.55	-	7.68	✔️	🇺🇸	✔️	0.07	✔️	4	1-Low	Medium Risk
<i>percentile rank</i>			57	50	44	15												
<i># of funds in category</i>			510	475	446	352												

Non-US Stock																		
American Funds New World R6	RNWGX	Diversified Emerging Mkts	16.22	-1.49	8.93	5.51	✔️	16.09	-	24.56	✔️	🇺🇸	✔️	0.57	✔️	3	1-Low	Medium Risk
<i>percentile rank</i>			24	34	9	4												
<i># of funds in category</i>			847	751	687	428												

Vanguard Developed Markets Index Admiral	VTMGX	Foreign Large Blend Index	17.67	3.55	8.36	4.54	✔️	17.84	-	10.86	✔️	🇺🇸	✔️	0.07	✔️	2	1-Low	Low Risk
<i>percentile rank</i>			37	37	30	24												
<i># of funds in category</i>			837	782	710	467												

Vanguard International Growth Adm	VWILX	Foreign Large Growth	14.81	-7.61	10.62	7.09	✔️	22.73	-	14.02	✔️	🇺🇸	✔️	0.31	✔️	3	-	Low Risk
<i>percentile rank</i>			69	92	18	10												
<i># of funds in category</i>			450	423	365	255												

Vanguard International Value Inv	VTRIX	Foreign Large Value	16.15	3.47	7.77	3.78	✔️	17.31	-	13.60	✔️	🇺🇸	✖️	0.38	✔️	2	-	Medium Risk
<i>percentile rank</i>			71	84	42	37												
<i># of funds in category</i>			403	367	344	223												

American Funds Capital World Gr&Inc R6	RWIGX	Global Stock	21.22	5.03	11.02	7.59	✔️	16.60	-	17.92	✔️	---	✔️	0.42	✔️	2	1-Low	Low Risk
<i>percentile rank</i>			33	58	45	47												
<i># of funds in category</i>			375	354	314	212												

PEOPLE DRIVEN CREDIT UNION 401K

Screens Summary (Data as of 12-31-2023)

⊖ Fund Removed from Approved List ⚠ Fund on Watch List

Name	Ticker	Asset Class	Trailing Performance and Risk				Management			Style			Expense		ESG Metrics			
			1 Yr	3 Yr	5 Yr	10 Yr	Pass/ Fail	Std Dev 3 Yr %	Beta 3 Yr %	Tenure	Pass/ Fail	Style Box	Pass/ Fail	Exp Ratio	Pass/ Fail	Sustain. Rating Updated	Commit. Level Updated	Carbon Risk Updated
Alternative																		
PIMCO Commodity Real Return Strat I2	PCRPX	Commodities Broad Basket	-7.65	10.26	8.67	-0.71	✓	18.04	-	5.17	✓	—	—	1.09	✓	3	-	-
<i>percentile rank</i>			67	67	34	60												
<i># of funds in category</i>			114	109	104	67									06-30-2023	-	-	
Vanguard Real Estate Index Admiral	VGSLX	Real Estate	11.81	5.02	7.33	7.36	✓	21.73	-	27.65	✓	—	✓	0.12	✓	3	1-Low	Low Risk
<i>percentile rank</i>			52	62	43	44												
<i># of funds in category</i>			265	249	227	166									11-30-2023	02-15-2022	12-31-2022	
Fixed Income																		
Baird Core Plus Bond Inst	BCOIX	Core Plus Bond	6.89	-2.67	2.01	2.54	✓	7.26	-	23.27	✓	—	—	0.30	✓	3	1-Low	-
<i>percentile rank</i>			28	31	23	13												
<i># of funds in category</i>			698	628	592	414									11-30-2023	02-15-2022	-	
PIMCO International Bond (USD-Hdg) I-2	PFBPX	Global Bond	9.38	-1.09	1.93	3.35	✓	4.97	-	9.27	✓	—	—	0.73	✓	3	-	-
<i>percentile rank</i>			21	9	16	3												
<i># of funds in category</i>			114	107	101	63									11-30-2023	-	-	
Eaton Vance Income Fund of Boston I	EIBIX	High Yield Bond	12.05	2.96	5.43	4.39	✓	7.85	-	9.16	✓	—	—	0.75	✓	-	-	-
<i>percentile rank</i>			58	22	22	18												
<i># of funds in category</i>			706	652	619	465									-	-	-	
American Century Inflation Adjs Bond R5	AIANX	Inflation-Protected Bond	3.28	-1.13	2.91	2.12	✓	7.34	-	22.10	✓	—	—	0.31	✓	3	-	-
<i>percentile rank</i>			74	58	62	44												
<i># of funds in category</i>			234	221	214	152									11-30-2023	-	-	
Baird Aggregate Bond Inst	BAGIX	Intermediate-Term Bond	6.43	-3.14	1.56	2.25	✓	7.38	-	23.27	✓	☒	—	0.30	✓	3	1-Low	-
<i>percentile rank</i>			20	31	18	9												
<i># of funds in category</i>			566	510	457	329									11-30-2023	02-15-2022	-	
Federated Hermes Govt Ultrashort IS	FGUSX	Ultrashort Bond	5.10	1.80	1.80	1.27	✖	0.88	-	26.49	✓	—	—	0.26	✓	-	-	-
<i>percentile rank</i>			81	70	77	75												
<i># of funds in category</i>			245	216	195	116									-	-	-	
Target Date																		
Vanguard Target Retirement 2020 Fund	VTWNX	Target Date	12.51	1.47	6.61	5.52	✓	10.04	-	10.86	✓	—	✓	0.08	✓	3	1-Low	-
<i>percentile rank</i>			38	48	40	19												
<i># of funds in category</i>			182	158	143	74									11-30-2023	02-15-2022	-	
Vanguard Target Retirement 2025 Fund	VTVX	Target Date	14.55	2.03	7.56	6.10	✓	11.60	-	10.86	✓	—	✓	0.08	✓	3	1-Low	Low Risk
<i>percentile rank</i>			11	31	28	10												
<i># of funds in category</i>			278	248	216	126									11-30-2023	02-15-2022	12-31-2022	
Vanguard Target Retirement 2030 Fund	VTHRX	Target Date	16.03	2.66	8.37	6.58	✓	12.65	-	10.86	✓	—	✓	0.08	✓	3	1-Low	Low Risk
<i>percentile rank</i>			14	36	39	20												
<i># of funds in category</i>			273	247	213	133									11-30-2023	02-15-2022	12-31-2022	
Vanguard Target Retirement 2035 Fund	VTTHX	Target Date	17.14	3.33	9.17	7.06	✓	13.48	-	10.86	✓	—	✓	0.08	✓	3	1-Low	Low Risk
<i>percentile rank</i>			35	45	49	30												
<i># of funds in category</i>			273	236	209	123									11-30-2023	02-15-2022	12-31-2022	

PEOPLE DRIVEN CREDIT UNION 401K

Screens Summary (Data as of 12-31-2023)

⊖ Fund Removed from Approved List ⚠ Fund on Watch List

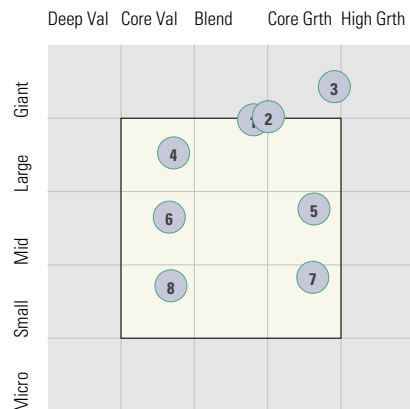
Name	Ticker	Asset Class	Trailing Performance and Risk							Management			Style		Expense		ESG Metrics		
			1 Yr	3 Yr	5 Yr	10 Yr	Pass/ Fail	Std Dev 3 Yr %	Beta 3 Yr %	Tenure	Pass/ Fail	Style Box	Pass/ Fail	Exp Ratio	Pass/ Fail	Sustain. Rating	Commit. Level	Carbon Risk	
																	Updated	Updated	Updated
Vanguard Target Retirement 2040 Fund	VFORX	Target Date	18.34	4.02	9.99	7.52	✔	14.30	-	10.86	✔	-	✔	0.08	✔	3	1-Low	Low Risk	
<i>percentile rank</i>			47	57	49	33													
<i># of funds in category</i>			264	236	207	127													
																11-30-2023	02-15-2022	12-31-2022	
Vanguard Target Retirement 2045 Fund	VTIVX	Target Date	19.48	4.68	10.76	7.91	✔	15.16	-	10.86	✔	-	✔	0.08	✔	3	1-Low	Low Risk	
<i>percentile rank</i>			46	48	39	26													
<i># of funds in category</i>			267	237	211	123													
																11-30-2023	02-15-2022	12-31-2022	
Vanguard Target Retirement 2050 Fund	VFIX	Target Date	20.17	4.91	10.93	7.99	✔	15.53	-	10.86	✔	-	✔	0.08	✔	3	1-Low	Low Risk	
<i>percentile rank</i>			45	41	40	23													
<i># of funds in category</i>			266	236	210	129													
																11-30-2023	02-15-2022	12-31-2022	
Vanguard Target Retirement 2055 Fund	VFFVX	Target Date	20.16	4.92	10.92	7.97	✔	15.53	-	10.86	✔	-	✔	0.08	✔	3	1-Low	Low Risk	
<i>percentile rank</i>			49	40	43	25													
<i># of funds in category</i>			262	232	208	109													
																11-30-2023	02-15-2022	12-31-2022	
Vanguard Target Retirement 2060 Fund	VTTX	Target Date	20.18	4.92	10.92	7.97	✔	15.52	-	10.86	✔	-	✔	0.08	✔	3	1-Low	Low Risk	
<i>percentile rank</i>			54	44	49	1													
<i># of funds in category</i>			257	224	190	10													
																11-30-2023	02-15-2022	12-31-2022	
Vanguard Target Retirement 2065 Fund	VLXVX	Target Date	20.15	4.95	10.91	-	✔	15.52	-	6.47	✔	-	✔	0.08	✔	3	1-Low	Low Risk	
<i>percentile rank</i>			63	45	85	-													
<i># of funds in category</i>			229	152	11	-													
																11-30-2023	02-15-2022	12-31-2022	
Vanguard Target Retirement 2070 Fund	VSVNX	Target Date	20.24	-	-	-	-	-	-	1.51	✖	-	✔	0.08	✔	3	-	Low Risk	
<i>percentile rank</i>			58	-	-	-													
<i># of funds in category</i>			229	152	11	-													
																11-30-2023	-	12-31-2022	
Vanguard Target Retirement Income Fund	VTINX	Target Date	10.74	0.56	4.83	4.09	✔	8.48	-	10.86	✔	-	✔	0.08	✔	3	1-Low	-	
<i>percentile rank</i>			48	42	44	26													
<i># of funds in category</i>			201	183	160	98													
																11-30-2023	02-15-2022	-	
Balanced																			
Vanguard LifeStrategy Cnsvr Gr Inv	VSCGX	Target Risk	12.48	0.46	5.52	4.77	✔	10.09	-	1.85	✖	-	✔	0.12	✔	3	1-Low	-	
<i>percentile rank</i>			11	76	47	21													
<i># of funds in category</i>			528	506	469	346													
																11-30-2023	07-19-2023	-	
Vanguard LifeStrategy Growth Inv	VASGX	Target Risk	18.55	3.97	9.83	7.36	✔	14.41	-	1.85	✖	-	✔	0.14	✔	3	1-Low	Low Risk	
<i>percentile rank</i>			22	55	32	24													
<i># of funds in category</i>			366	350	324	250													
																11-30-2023	07-19-2023	12-31-2022	
Vanguard LifeStrategy Income Inv	VASIX	Target Risk	9.48	-1.34	3.27	3.36	✔	8.18	-	1.85	✖	-	✔	0.11	✔	4	1-Low	-	
<i>percentile rank</i>			24	87	62	37													
<i># of funds in category</i>			179	169	153	117													
																11-30-2023	07-19-2023	-	
Vanguard LifeStrategy Mod Gr Inv Shrs	VSMGX	Target Risk	15.49	2.21	7.68	6.09	✔	12.21	-	1.85	✖	-	✔	0.13	✔	3	1-Low	Low Risk	
<i>percentile rank</i>			30	72	61	47													
<i># of funds in category</i>			905	850	795	591													
																11-30-2023	07-19-2023	12-31-2022	

PEOPLE DRIVEN CREDIT UNION 401K

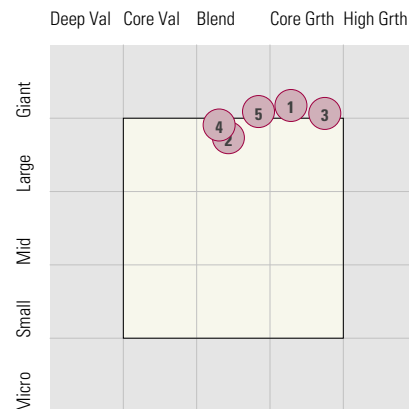
Style Analysis (Data as of 12-31-2023)

Style Analysis

Morningstar Style Box US Stock



Morningstar Style Box Non-US Stock



US Stock Funds

	Category	Super Sectors %			Asset Allocation %			Avg Mkt Cap M\$	
		Cyclical	Defensive	Sensitive	Cash	US Stock	Foreign		
1	American Funds Invmt Co of Amer R6	Large Blend	24.80	22.99	52.21	3.83	87.42	8.60	174.23
2	Vanguard 500 Index Admiral	Large Blend Index	28.24	21.13	50.64	0.27	99.17	0.56	241.88
3	Vanguard Growth Index Admiral	Large Growth	25.80	9.50	64.70	0.22	99.56	0.21	467.37
4	Vanguard Value Index Adm	Large Value	30.30	34.17	35.53	0.16	99.06	0.78	109.24
5	Vanguard Mid-Cap Growth Index Admiral	Mid-Cap Growth	24.35	15.40	60.26	0.30	98.24	1.45	30.73
6	Vanguard Mid-Cap Value Index Admiral	Mid-Cap Value	42.70	26.97	30.33	0.16	98.41	1.43	25.28
7	Vanguard Small Cap Growth Index Admiral	Small Growth	25.70	22.19	52.12	2.21	96.83	0.96	6.54
8	Vanguard Small Cap Value Index Admiral	Small Value	50.27	14.16	35.57	1.06	98.06	0.88	5.62

Non-US Stock Funds

	Category	Super Sectors %			Regional Exposure %			Market Maturity %			
		Cyclical	Defensive	Sensitive	Americas	Greater Asia	Greater Europe	Developed	EM%	Avg Mkt Cap M\$	
1	American Funds New World R6	Diversified Emerging Mkts	38.31	22.24	39.44	35.96	39.10	24.94	57.94	42.06	60.60
2	Vanguard Developed Markets Index Admiral	Foreign Large Blend Index	41.06	21.35	37.60	10.38	36.03	53.58	99.41	0.59	31.81
3	Vanguard International Growth Adm	Foreign Large Growth	33.48	23.16	43.35	23.74	29.19	47.08	79.91	20.09	54.71
4	Vanguard International Value Inv	Foreign Large Value	43.43	16.49	40.07	11.72	37.96	50.32	81.26	18.74	32.73
5	American Funds Capital World Gr&Inc R6	Global Stock	28.32	25.88	45.79	56.37	16.77	26.85	92.60	7.40	100.23

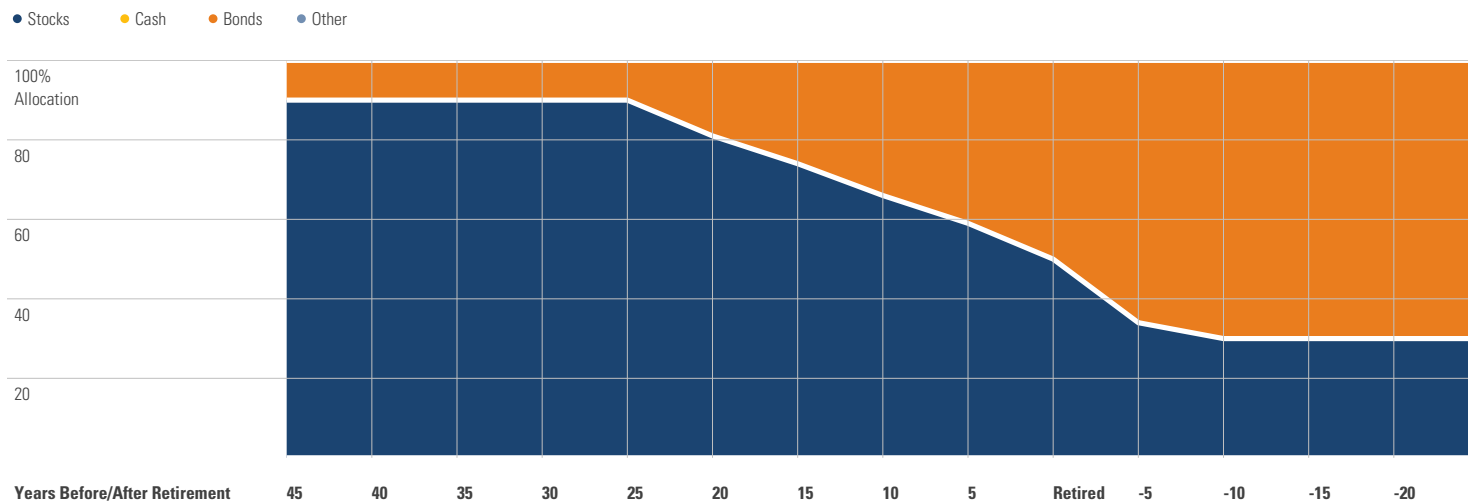
Fixed Income Funds

	Category	Super Sectors %				Avg Eff Duration	Credit Quality %			
		US Govt Debt	Mtg	US Credit	Non US		Inv Grade	Below Inv Grade	NR/NA	
1	Baird Core Plus Bond Inst	Core Plus Bond	19.25	20.83	53.79	0.00	5.91	97.00	2.60	0.40
2	PIMCO International Bond (USD-Hdg) I-2	Global Bond	43.73	6.71	3.44	0.00	5.91	97.21	2.79	0.00
3	Eaton Vance Income Fund of Boston I	High Yield Bond	0.00	0.00	89.80	0.00	3.66	6.17	91.33	2.50
4	American Century Inflation Adjs Bond R5	Inflation-Protected Bond	93.84	0.70	2.83	0.00	7.17	97.92	0.00	2.08
5	Baird Aggregate Bond Inst	Intermediate-Term Bond	22.55	25.51	45.75	0.00	6.15	99.90	0.10	0.00
6	Federated Hermes Govt Ultrashort IS	Ultrashort Bond	3.96	68.84	0.00	0.00	0.57	100.00	0.00	0.00

PEOPLE DRIVEN CREDIT UNION 401K

Target Date Analysis (Data as of 12-31-2023)

Target Date Allocation



Target Date Portfolio Data

	Asset Allocation %								
	Total Stock	US Stock	Non-US Stock	Total Bond	Infl Prot Bond	HY Bond	Cash	Other	Avg Mkt Cap \$M
Vanguard Target Retirement 2020 Fund	39.11	23.44	15.67	58.49	15.34	0.22	2.35	0.04	79.33
Vanguard Target Retirement 2025 Fund	52.55	31.53	21.02	45.14	8.37	0.19	2.27	0.05	79.42
Vanguard Target Retirement 2030 Fund	61.64	37.24	24.40	36.29	0.00	0.17	2.03	0.04	79.98
Vanguard Target Retirement 2035 Fund	68.96	42.13	26.83	28.84	0.00	0.13	2.15	0.05	80.90
Vanguard Target Retirement 2040 Fund	76.25	46.58	29.67	21.79	0.00	0.10	1.90	0.05	80.91
Vanguard Target Retirement 2045 Fund	83.26	50.88	32.38	14.53	0.00	0.07	2.16	0.06	80.93
Vanguard Target Retirement 2050 Fund	88.46	53.23	35.23	9.48	0.00	0.04	1.99	0.07	79.66
Vanguard Target Retirement 2055 Fund	88.38	53.10	35.28	9.58	0.00	0.04	1.96	0.07	79.53
Vanguard Target Retirement 2060 Fund	88.36	53.05	35.31	9.52	0.00	0.04	2.08	0.07	79.48
Vanguard Target Retirement 2065 Fund	88.23	53.00	35.23	9.47	0.00	0.04	2.23	0.07	79.52
Vanguard Target Retirement 2070 Fund	88.52	53.38	35.14	9.88	0.00	0.04	1.54	0.07	79.83
Vanguard Target Retirement Income Fund	29.21	17.50	11.71	68.26	18.43	0.25	2.49	0.04	79.29