

PIONEER SPINE AND SPORTS PHYSICIANS

Screens Summary (Data as of 12-31-2023)

🚫 Fund Removed from Approved List ⚠️ Fund on Watch List

Name	Ticker	Asset Class	Trailing Performance and Risk				Management			Style		Expense		ESG Metrics				
			1 Yr	3 Yr	5 Yr	10 Yr	Pass/ Fail	Std Dev 3 Yr %	Beta 3 Yr %	Tenure	Pass/ Fail	Style Box	Pass/ Fail	Exp Ratio	Sustain. Rating	Commit. Level	Carbon Risk	
US Stock																		
T. Rowe Price Dividend Growth	PRDGX	Large Blend	13.65	8.74	13.93	11.27	✔️	15.62	-	23.77	✔️	🏠	✔️	0.64	✔️	4	-	Low Risk
percentile rank			90	56	64	38												
# of funds in category			1,591	1,445	1,323	996												

Vanguard 500 Index Admiral	VFIAX	Large Blend Index	26.24	9.96	15.65	11.99	✔️	17.54	-	6.09	✔️	🏠	✔️	0.04	✔️	3	1-Low	Low Risk
percentile rank			27	28	21	10												
# of funds in category			1,591	1,445	1,323	996												

American Funds Growth Fund of Amer R6	RGAGX	Large Growth	37.65	4.62	15.27	12.20	✔️	19.92	-	30.18	✔️	🏠	✔️	0.30	✔️	1	1-Low	Low Risk
percentile rank			51	64	60	50												
# of funds in category			1,294	1,204	1,115	882												

Invesco Growth and Income Y	ACGMX	Large Value	12.84	11.13	12.07	8.50	✔️	17.69	-	20.85	✔️	🏠	✔️	0.54	✔️	2	-	Medium Risk
percentile rank			38	25	35	45												
# of funds in category			1,295	1,209	1,150	888												

MFS Mid Cap Growth R6	OTCKX	Mid-Cap Growth	21.50	-0.18	13.25	11.02	✔️	20.09	-	15.12	✔️	🏠	✔️	0.66	✔️	4	2-Basic	Low Risk
percentile rank			45	51	40	11												
# of funds in category			603	568	537	434												

Vanguard Mid-Cap Value Index Admiral	VMVAX	Mid-Cap Value	9.76	9.18	11.31	8.49	✔️	18.77	-	2.45	❌	🏠	✔️	0.07	✔️	4	1-Low	Medium Risk
percentile rank			77	65	55	27												
# of funds in category			421	407	386	295												

Vanguard Small Cap Growth Index Admiral	VSGAX	Small Growth	21.41	-2.78	10.54	7.86	✔️	21.73	-	19.01	✔️	🏠	✔️	0.07	✔️	4	1-Low	Medium Risk
percentile rank			17	58	54	53												
# of funds in category			626	592	555	433												

Victory Sycamore Small Company Opp I	VSOIX	Small Value	11.47	9.36	11.70	9.46	✔️	19.35	-	25.60	✔️	🏠	❌	0.89	✔️	4	-	Medium Risk
percentile rank			84	66	47	5												
# of funds in category			510	475	446	352												

Non-US Stock																		
American Funds New World R6	RNWGX	Diversified Emerging Mkts	16.22	-1.49	8.93	5.51	✔️	16.09	-	24.56	✔️	🏠	✔️	0.57	✔️	3	1-Low	Medium Risk
percentile rank			24	34	9	4												
# of funds in category			847	751	687	428												

American Funds Intl Gr and Inc R6	RIGGX	Foreign Large Blend	15.72	2.64	8.33	4.04	✔️	16.69	-	15.26	✔️	🏠	✔️	0.54	✔️	2	1-Low	Low Risk
percentile rank			63	53	31	52												
# of funds in category			837	782	710	467												

Invesco Oppenheimer International Gr Y	OIGYX	Foreign Large Growth	21.01	-0.75	9.03	4.04	✔️	21.44	-	27.79	✔️	🏠	✔️	0.83	✔️	4	-	Low Risk
percentile rank			12	45	41	72												
# of funds in category			450	423	365	255												

Vanguard International Value Inv	VTRIX	Foreign Large Value	16.15	3.47	7.77	3.78	✔️	17.31	-	13.60	✔️	🏠	❌	0.38	✔️	2	-	Medium Risk
percentile rank			71	84	42	37												
# of funds in category			403	367	344	223												

American Funds New Perspective R6	RNPGX	Global Stock	25.01	3.17	13.90	10.10	✔️	18.45	-	23.10	✔️	—	✔️	0.42	✔️	3	2-Basic	Low Risk
percentile rank			37	32	15	11												
# of funds in category			372	339	288	197												

PIONEER SPINE AND SPORTS PHYSICIANS

Screens Summary (Data as of 12-31-2023)

🔴 Fund Removed from Approved List 🟡 Fund on Watch List

Name	Ticker	Asset Class	Trailing Performance and Risk				Management			Style			Expense		ESG Metrics			
			1 Yr	3 Yr	5 Yr	10 Yr	Pass/ Fail	Std Dev 3 Yr %	Beta 3 Yr %	Tenure	Pass/ Fail	Style Box	Pass/ Fail	Exp Ratio	Pass/ Fail	Sustain. Rating	Commit. Level	Carbon Risk
Alternative																		
PIMCO Commodity Real Return Strat I2	PCRPX	Commodities Broad Basket	-7.65	10.26	8.67	-0.71	✔️	18.04	-	5.17	✔️	—	—	1.09	✔️	3	-	-
<i>percentile rank</i>			67	67	34	60												
<i># of funds in category</i>			114	109	104	67									06-30-2023	-	-	
American Century Real Estate I	REAIX	Real Estate	11.26	5.92	7.40	7.34	✔️	20.54	-	15.13	✔️	—	✖️	0.95	✔️	4	-	Low Risk
<i>percentile rank</i>			61	32	39	45												
<i># of funds in category</i>			265	249	227	166									11-30-2023	-	12-31-2022	
Fixed Income																		
PIMCO International Bond (USD-Hdg) I-2	PFBPX	Global Bond	9.38	-1.09	1.93	3.35	✔️	4.97	-	9.27	✔️	—	—	0.73	✔️	3	-	-
<i>percentile rank</i>			21	9	16	3												
<i># of funds in category</i>			114	107	101	63									11-30-2023	-	-	
BlackRock High Yield Bond Instl	BHYIX	High Yield Bond	13.57	2.51	5.62	4.55	✔️	8.45	-	14.01	✔️	—	—	0.60	✔️	-	2-Basic	-
<i>percentile rank</i>			16	30	18	12												
<i># of funds in category</i>			706	652	619	465									-	02-15-2022	-	
American Century Inflation Adjs Bond R5	AIANX	Inflation-Protected Bond	3.28	-1.13	2.91	2.12	✔️	7.34	-	22.10	✔️	—	—	0.31	✔️	3	-	-
<i>percentile rank</i>			74	58	62	44												
<i># of funds in category</i>			234	221	214	152									11-30-2023	-	-	
Baird Aggregate Bond Inst	BAGIX	Intermediate-Term Bond	6.43	-3.14	1.56	2.25	✔️	7.38	-	23.27	✔️	📊	—	0.30	✔️	3	1-Low	-
<i>percentile rank</i>			20	31	18	9												
<i># of funds in category</i>			566	510	457	329									11-30-2023	02-15-2022	-	
PIMCO Income I2	PONPX	Multisector Bond	9.21	1.02	3.30	4.34	✔️	6.26	-	16.77	✔️	—	—	0.72	✔️	4	-	-
<i>percentile rank</i>			35	26	41	2												
<i># of funds in category</i>			371	335	284	177									11-30-2023	-	-	
PIMCO Short-Term I2	PTSPX	Ultrashort Bond	5.98	1.86	2.17	1.92	✔️	1.25	-	13.01	✔️	—	—	0.57	✖️	3	-	-
<i>percentile rank</i>			34	65	42	14												
<i># of funds in category</i>			245	216	195	116									11-30-2023	-	-	
Target Date																		
Vanguard Target Retirement 2020 Fund	VTWNX	Target Date	12.51	1.47	6.61	5.52	✔️	10.04	-	10.86	✔️	—	✔️	0.08	✔️	3	1-Low	-
<i>percentile rank</i>			38	48	40	19												
<i># of funds in category</i>			182	158	143	74									11-30-2023	02-15-2022	-	
Vanguard Target Retirement 2025 Fund	VTVX	Target Date	14.55	2.03	7.56	6.10	✔️	11.60	-	10.86	✔️	—	✔️	0.08	✔️	3	1-Low	Low Risk
<i>percentile rank</i>			11	31	28	10												
<i># of funds in category</i>			278	248	216	126									11-30-2023	02-15-2022	12-31-2022	
Vanguard Target Retirement 2030 Fund	VTHRX	Target Date	16.03	2.66	8.37	6.58	✔️	12.65	-	10.86	✔️	—	✔️	0.08	✔️	3	1-Low	Low Risk
<i>percentile rank</i>			14	36	39	20												
<i># of funds in category</i>			273	247	213	133									11-30-2023	02-15-2022	12-31-2022	
Vanguard Target Retirement 2035 Fund	VTTHX	Target Date	17.14	3.33	9.17	7.06	✔️	13.48	-	10.86	✔️	—	✔️	0.08	✔️	3	1-Low	Low Risk
<i>percentile rank</i>			35	45	49	30												
<i># of funds in category</i>			273	236	209	123									11-30-2023	02-15-2022	12-31-2022	

©2024 Morningstar Investment Management LLC. All Rights Reserved. Morningstar Investment Management LLC is a registered investment adviser and subsidiary of Morningstar, Inc. The services are either performed by Morningstar Investment Management or an affiliate. The data shown represents past performance which is no guarantee of future performance. The Morningstar name and logo are registered marks of Morningstar, Inc. This report is not complete without the accompanying disclosure. Please visit https://fiduciaryservices.morningstar.com/Disclosures/Fiduciary_Services_Report_Disclosure.pdf to view these disclosures.



PIONEER SPINE AND SPORTS PHYSICIANS

Screens Summary (Data as of 12-31-2023)

⊖ Fund Removed from Approved List ⚠ Fund on Watch List

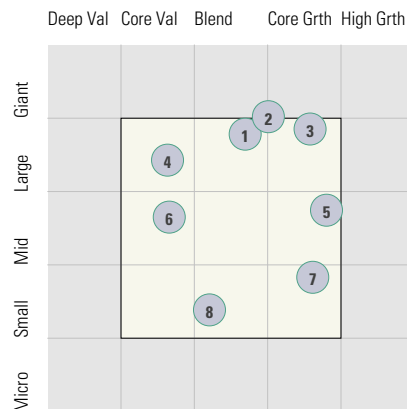
Name	Ticker	Asset Class	Trailing Performance and Risk				Management			Style		Expense		ESG Metrics					
			1 Yr	3 Yr	5 Yr	10 Yr	Pass/ Fail	Std Dev 3 Yr %	Beta 3 Yr %	Tenure	Pass/ Fail	Style Box	Pass/ Fail	Exp Ratio	Pass/ Fail	Sustain. Rating	Commit. Level	Carbon Risk	
																	Updated	Updated	Updated
Vanguard Target Retirement 2040 Fund	VFORX	Target Date	18.34	4.02	9.99	7.52	✔	14.30	-	10.86	✔	-	✔	0.08	✔	3	1-Low	Low Risk	
<i>percentile rank</i>			47	57	49	33													
<i># of funds in category</i>			264	236	207	127									11-30-2023	02-15-2022	12-31-2022		
Vanguard Target Retirement 2045 Fund	VTIVX	Target Date	19.48	4.68	10.76	7.91	✔	15.16	-	10.86	✔	-	✔	0.08	✔	3	1-Low	Low Risk	
<i>percentile rank</i>			46	48	39	26													
<i># of funds in category</i>			267	237	211	123									11-30-2023	02-15-2022	12-31-2022		
Vanguard Target Retirement 2050 Fund	VFIX	Target Date	20.17	4.91	10.93	7.99	✔	15.53	-	10.86	✔	-	✔	0.08	✔	3	1-Low	Low Risk	
<i>percentile rank</i>			45	41	40	23													
<i># of funds in category</i>			266	236	210	129									11-30-2023	02-15-2022	12-31-2022		
Vanguard Target Retirement 2055 Fund	VFFVX	Target Date	20.16	4.92	10.92	7.97	✔	15.53	-	10.86	✔	-	✔	0.08	✔	3	1-Low	Low Risk	
<i>percentile rank</i>			49	40	43	25													
<i># of funds in category</i>			262	232	208	109									11-30-2023	02-15-2022	12-31-2022		
Vanguard Target Retirement 2060 Fund	VTTSX	Target Date	20.18	4.92	10.92	7.97	✔	15.52	-	10.86	✔	-	✔	0.08	✔	3	1-Low	Low Risk	
<i>percentile rank</i>			54	44	49	1													
<i># of funds in category</i>			257	224	190	10									11-30-2023	02-15-2022	12-31-2022		
Vanguard Target Retirement 2065 Fund	VLXVX	Target Date	20.15	4.95	10.91	-	✔	15.52	-	6.47	✔	-	✔	0.08	✔	3	1-Low	Low Risk	
<i>percentile rank</i>			63	45	85	-													
<i># of funds in category</i>			229	152	11	-									11-30-2023	02-15-2022	12-31-2022		
Vanguard Target Retirement 2070 Fund	VSVNX	Target Date	20.24	-	-	-	-	-	-	1.51	✖	-	✔	0.08	✔	3	-	Low Risk	
<i>percentile rank</i>			58	-	-	-													
<i># of funds in category</i>			229	152	11	-									11-30-2023	-	12-31-2022		
Vanguard Target Retirement Income Fund	VTINX	Target Date	10.74	0.56	4.83	4.09	✔	8.48	-	10.86	✔	-	✔	0.08	✔	3	1-Low	-	
<i>percentile rank</i>			48	42	44	26													
<i># of funds in category</i>			201	183	160	98									11-30-2023	02-15-2022	-		
Balanced																			
Vanguard LifeStrategy Cnsvr Gr Inv	VSCGX	Target Risk	12.48	0.46	5.52	4.77	✔	10.09	-	1.85	✖	-	✔	0.12	✔	3	1-Low	-	
<i>percentile rank</i>			11	76	47	21													
<i># of funds in category</i>			528	506	469	346									11-30-2023	07-19-2023	-		
Vanguard LifeStrategy Growth Inv	VASGX	Target Risk	18.55	3.97	9.83	7.36	✔	14.41	-	1.85	✖	-	✔	0.14	✔	3	1-Low	Low Risk	
<i>percentile rank</i>			22	55	32	24													
<i># of funds in category</i>			366	350	324	250									11-30-2023	07-19-2023	12-31-2022		
Vanguard LifeStrategy Income Inv	VASIX	Target Risk	9.48	-1.34	3.27	3.36	✔	8.18	-	1.85	✖	-	✔	0.11	✔	4	1-Low	-	
<i>percentile rank</i>			24	87	62	37													
<i># of funds in category</i>			179	169	153	117									11-30-2023	07-19-2023	-		
Vanguard LifeStrategy Mod Gr Inv Shrs	VSMGX	Target Risk	15.49	2.21	7.68	6.09	✔	12.21	-	1.85	✖	-	✔	0.13	✔	3	1-Low	Low Risk	
<i>percentile rank</i>			30	72	61	47													
<i># of funds in category</i>			905	850	795	591									11-30-2023	07-19-2023	12-31-2022		

PIONEER SPINE AND SPORTS PHYSICIANS

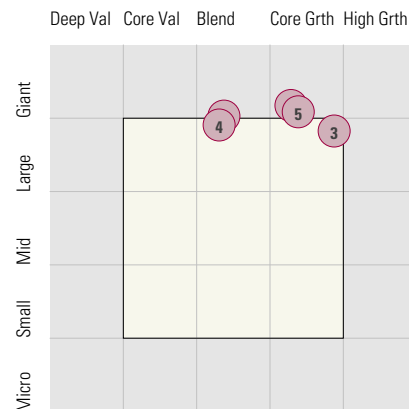
Style Analysis (Data as of 12-31-2023)

Style Analysis

Morningstar Style Box US Stock



Morningstar Style Box Non-US Stock



US Stock Funds

	Category	Super Sectors %			Asset Allocation %			Avg Mkt Cap M\$	
		Cyclical	Defensive	Sensitive	Cash	US Stock	Foreign		
1	T. Rowe Price Dividend Growth	Large Blend	29.24	31.16	39.61	2.97	90.81	6.21	134.89
2	Vanguard 500 Index Admiral	Large Blend Index	28.24	21.13	50.64	0.27	99.17	0.56	241.88
3	American Funds Growth Fund of Amer R6	Large Growth	28.69	16.71	54.61	6.31	82.96	10.21	136.67
4	Invesco Growth and Income Y	Large Value	31.55	24.46	43.99	1.72	90.80	7.47	86.50
5	MFS Mid Cap Growth R6	Mid-Cap Growth	27.16	18.08	54.77	2.76	88.18	9.07	27.18
6	Vanguard Mid-Cap Value Index Admiral	Mid-Cap Value	42.70	26.97	30.33	0.16	98.41	1.43	25.28
7	Vanguard Small Cap Growth Index Admiral	Small Growth	25.70	22.19	52.12	2.21	96.83	0.96	6.54
8	Victory Sycamore Small Company Opp I	Small Value	46.39	11.01	42.61	1.13	96.47	2.40	3.57

Non-US Stock Funds

	Category	Super Sectors %			Regional Exposure %			Market Maturity %			
		Cyclical	Defensive	Sensitive	Americas	Greater Asia	Greater Europe	Developed	EM%	Avg Mkt Cap M\$	
1	American Funds New World R6	Diversified Emerging Mkts	38.31	22.24	39.44	35.96	39.10	24.94	57.94	42.06	60.60
2	American Funds Intl Gr and Inc R6	Foreign Large Blend	35.54	24.92	39.53	15.01	27.74	57.25	86.52	13.48	48.53
3	Invesco Oppenheimer International Gr Y	Foreign Large Growth	31.94	24.80	43.26	12.94	15.41	71.66	95.44	4.56	43.05
4	Vanguard International Value Inv	Foreign Large Value	43.43	16.49	40.07	11.72	37.96	50.32	81.26	18.74	32.73
5	American Funds New Perspective R6	Global Stock	29.33	24.49	46.18	59.28	10.42	30.29	96.07	3.93	117.31

Fixed Income Funds

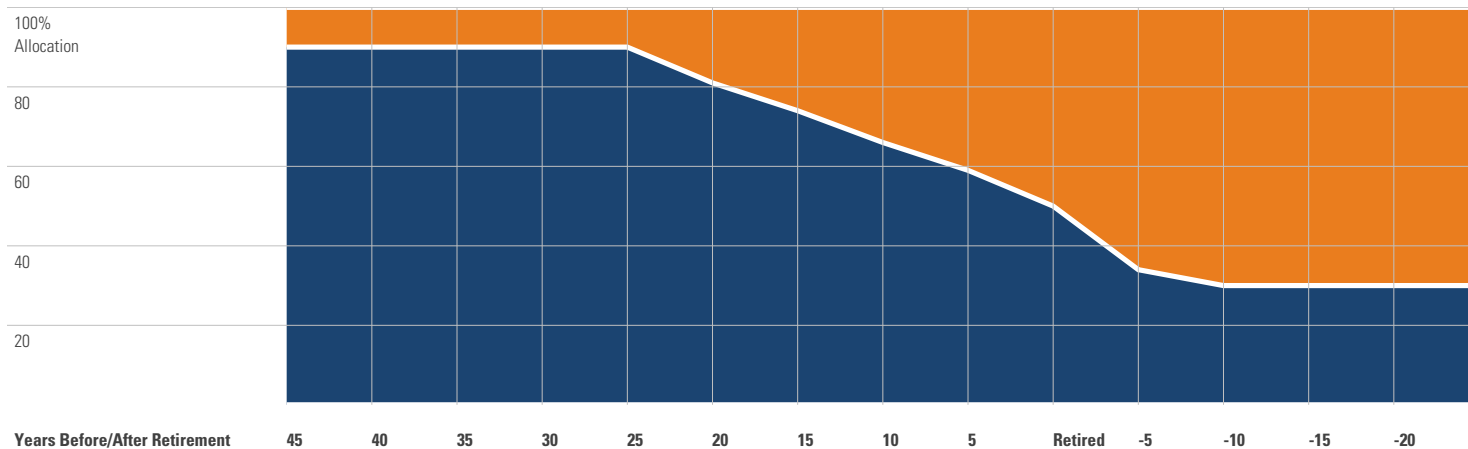
	Category	Super Sectors %				Other Stats		Credit Quality %		
		US Govt Debt	Mtg	US Credit	Non US	Avg Eff Duration	Inv Grade	Below Inv Grade	NR/NA	
1	PIMCO International Bond (USD-Hdg) I-2	Global Bond	43.73	6.71	3.44	0.00	5.91	97.21	2.79	0.00
2	BlackRock High Yield Bond Instl	High Yield Bond	0.55	0.00	84.55	0.00	3.32	7.34	90.52	2.14
3	American Century Inflation Adjs Bond R5	Inflation-Protected Bond	93.84	0.70	2.83	0.00	7.17	97.92	0.00	2.08
4	Baird Aggregate Bond Inst	Intermediate-Term Bond	22.55	25.51	45.75	0.00	6.15	99.90	0.10	0.00
5	PIMCO Income I2	Multisector Bond	39.78	12.74	8.62	0.00	4.74	82.84	17.16	0.00
6	PIMCO Short-Term I2	Ultrashort Bond	20.84	1.35	45.07	0.00	0.10	99.45	0.55	0.00

PIONEER SPINE AND SPORTS PHYSICIANS

Target Date Analysis (Data as of 12-31-2023)

Target Date Allocation

● Stocks ● Cash ● Bonds ● Other



Target Date Portfolio Data

Asset Allocation %

	Total Stock	US Stock	Non-US Stock	Total Bond	Infl Prot Bond	HY Bond	Cash	Other	Avg Mkt Cap \$M
Vanguard Target Retirement 2020 Fund	39.11	23.44	15.67	58.49	15.34	0.22	2.35	0.04	79.33
Vanguard Target Retirement 2025 Fund	52.55	31.53	21.02	45.14	8.37	0.19	2.27	0.05	79.42
Vanguard Target Retirement 2030 Fund	61.64	37.24	24.40	36.29	0.00	0.17	2.03	0.04	79.98
Vanguard Target Retirement 2035 Fund	68.96	42.13	26.83	28.84	0.00	0.13	2.15	0.05	80.90
Vanguard Target Retirement 2040 Fund	76.25	46.58	29.67	21.79	0.00	0.10	1.90	0.05	80.91
Vanguard Target Retirement 2045 Fund	83.26	50.88	32.38	14.53	0.00	0.07	2.16	0.06	80.93
Vanguard Target Retirement 2050 Fund	88.46	53.23	35.23	9.48	0.00	0.04	1.99	0.07	79.66
Vanguard Target Retirement 2055 Fund	88.38	53.10	35.28	9.58	0.00	0.04	1.96	0.07	79.53
Vanguard Target Retirement 2060 Fund	88.36	53.05	35.31	9.52	0.00	0.04	2.08	0.07	79.48
Vanguard Target Retirement 2065 Fund	88.23	53.00	35.23	9.47	0.00	0.04	2.23	0.07	79.52
Vanguard Target Retirement 2070 Fund	88.52	53.38	35.14	9.88	0.00	0.04	1.54	0.07	79.83
Vanguard Target Retirement Income Fund	29.21	17.50	11.71	68.26	18.43	0.25	2.49	0.04	79.29