

ST ANNES FAMILY SERVICES 403B

Screens Summary (Data as of 12-31-2023)

⊖ Fund Removed from Approved List ⚠ Fund on Watch List

Name	Ticker	Asset Class	Trailing Performance and Risk				Management			Style		Expense		ESG Metrics				
			1 Yr	3 Yr	5 Yr	10 Yr	Pass/ Fail	Std Dev 3 Yr %	Beta 3 Yr %	Tenure	Pass/ Fail	Style Box	Pass/ Fail	Exp Ratio	Sustain. Rating	Commit. Level	Carbon Risk	
																Updated	Updated	Updated
US Stock																		
Vanguard Dividend Growth Inv	VDIGX	Large Blend	8.10	8.68	13.50	10.76	✓	15.01	-	1.50	✘	☒	✓	0.30	✓	3	2-Basic	Low Risk
<i>percentile rank</i>			<i>97</i>	<i>58</i>	<i>73</i>	<i>51</i>												
<i># of funds in category</i>			<i>1,591</i>	<i>1,445</i>	<i>1,323</i>	<i>996</i>									11-30-2023	02-15-2022	12-31-2022	
Vanguard 500 Index Admiral	VFIAX	Large Blend Index	26.24	9.96	15.65	11.99	✓	17.54	-	6.09	✓	☒	✓	0.04	✓	3	1-Low	Low Risk
<i>percentile rank</i>			<i>27</i>	<i>28</i>	<i>21</i>	<i>10</i>												
<i># of funds in category</i>			<i>1,591</i>	<i>1,445</i>	<i>1,323</i>	<i>996</i>									11-30-2023	02-15-2022	12-31-2022	
Vanguard Mid Cap Index Admiral	VIMAX	Mid-Cap Blend	15.98	5.49	12.71	9.41	✓	19.20	-	2.45	✘	☒	✓	0.05	✓	4	1-Low	Medium Risk
<i>percentile rank</i>			<i>52</i>	<i>73</i>	<i>31</i>	<i>17</i>												
<i># of funds in category</i>			<i>473</i>	<i>432</i>	<i>403</i>	<i>267</i>									11-30-2023	02-15-2022	12-31-2022	
DFA US Small Cap I	DFSTX	Small Blend	17.64	9.93	12.45	8.07	✓	20.33	-	11.85	✓	☒	✓	0.27	✓	3	-	Medium Risk
<i>percentile rank</i>			<i>36</i>	<i>14</i>	<i>21</i>	<i>26</i>												
<i># of funds in category</i>			<i>672</i>	<i>651</i>	<i>614</i>	<i>440</i>									11-30-2023	-	12-31-2022	
Non-US Stock																		
American Funds Intl Gr and Inc R6	RIGGX	Foreign Large Blend	15.72	2.64	8.33	4.04	✓	16.69	-	15.26	✓	☒	✓	0.54	✓	2	1-Low	Low Risk
<i>percentile rank</i>			<i>63</i>	<i>53</i>	<i>31</i>	<i>52</i>												
<i># of funds in category</i>			<i>837</i>	<i>782</i>	<i>710</i>	<i>467</i>									11-30-2023	02-15-2022	12-31-2022	
Fixed Income																		
Vanguard Inflation-Protected Secs Adm	VAIPX	Inflation-Protected Bond	3.79	-1.12	3.02	2.33	✓	7.12	-	2.15	✘	—	—	0.10	✓	3	-	-
<i>percentile rank</i>			<i>52</i>	<i>55</i>	<i>54</i>	<i>20</i>												
<i># of funds in category</i>			<i>234</i>	<i>221</i>	<i>214</i>	<i>152</i>									11-30-2023	-	-	
Baird Aggregate Bond Inst	BAGIX	Intermediate-Term Bond	6.43	-3.14	1.56	2.25	✓	7.38	-	23.27	✓	☒	—	0.30	✓	3	1-Low	-
<i>percentile rank</i>			<i>20</i>	<i>31</i>	<i>18</i>	<i>9</i>												
<i># of funds in category</i>			<i>566</i>	<i>510</i>	<i>457</i>	<i>329</i>									11-30-2023	02-15-2022	-	
Federated Hermes Govt Ultrashort R6	FGULX	Ultrashort Bond	5.13	1.85	1.82	-	✓	0.86	-	26.49	✓	—	—	0.24	✓	-	-	-
<i>percentile rank</i>			<i>79</i>	<i>65</i>	<i>77</i>	<i>-</i>												
<i># of funds in category</i>			<i>245</i>	<i>216</i>	<i>195</i>	<i>116</i>									-	-	-	
Target Date																		
American Funds 2010 Trgt Date Retire R6	RFTTX	Target Date	8.67	2.58	6.07	5.10	✓	8.78	-	12.01	✓	—	✓	0.29	✓	2	-	-
<i>percentile rank</i>			<i>74</i>	<i>1</i>	<i>11</i>	<i>1</i>												
<i># of funds in category</i>			<i>127</i>	<i>114</i>	<i>105</i>	<i>50</i>									11-30-2023	-	-	
American Funds 2015 Trgt Date Retire R6	RFJTX	Target Date	9.57	2.74	6.51	5.39	✓	9.44	-	12.01	✓	—	✘	0.30	✓	2	-	-
<i>percentile rank</i>			<i>87</i>	<i>1</i>	<i>11</i>	<i>1</i>												
<i># of funds in category</i>			<i>129</i>	<i>117</i>	<i>103</i>	<i>50</i>									11-30-2023	-	-	
American Funds 2020 Trgt Date Retire R6	RRCTX	Target Date	10.46	2.84	6.89	5.78	✓	9.96	-	12.01	✓	—	✓	0.31	✓	2	-	-
<i>percentile rank</i>			<i>85</i>	<i>1</i>	<i>21</i>	<i>1</i>												
<i># of funds in category</i>			<i>182</i>	<i>158</i>	<i>143</i>	<i>74</i>									11-30-2023	-	-	

ST ANNES FAMILY SERVICES 403B

Screens Summary (Data as of 12-31-2023)

⊖ Fund Removed from Approved List ⚠ Fund on Watch List

Name	Ticker	Asset Class	Trailing Performance and Risk				Management			Style		Expense		ESG Metrics				
			1 Yr	3 Yr	5 Yr	10 Yr	Pass/ Fail	Std Dev 3 Yr %	Beta 3 Yr %	Tenure	Pass/ Fail	Style Box	Pass/ Fail	Exp Ratio	Pass/ Fail	Sustain. Rating	Commit. Level	Carbon Risk
															Updated	Updated	Updated	
American Funds 2025 Trgt Date Retire R6	RFDTX	Target Date	11.94	2.87	7.84	6.41	✔	10.74	-	12.01	✔	-	✔	0.32	✔	3	-	Low Risk
<i>percentile rank</i>			73	4	9	4												
<i># of funds in category</i>			278	248	216	126									11-30-2023	-	06-30-2022	
American Funds 2030 Trgt Date Retire R6	RFETX	Target Date	14.52	3.47	8.90	7.25	✔	12.02	-	12.01	✔	-	✔	0.33	✔	3	-	Low Risk
<i>percentile rank</i>			55	4	10	1												
<i># of funds in category</i>			273	247	213	133									11-30-2023	-	12-31-2022	
American Funds 2035 Trgt Date Retire R6	RFCTX	Target Date	16.90	4.20	10.39	8.15	✔	13.47	-	12.01	✔	-	✔	0.35	✔	3	-	Low Risk
<i>percentile rank</i>			40	7	1	1												
<i># of funds in category</i>			273	236	209	123									11-30-2023	-	12-31-2022	
American Funds 2040 Trgt Date Retire R6	RFCTX	Target Date	19.33	4.75	11.17	8.58	✔	14.71	-	12.01	✔	-	✔	0.37	✔	2	-	Low Risk
<i>percentile rank</i>			17	11	6	1												
<i># of funds in category</i>			264	236	207	127									11-30-2023	-	12-31-2022	
American Funds 2045 Trgt Date Retire R6	RFHTX	Target Date	20.15	4.83	11.35	8.73	✔	15.14	-	12.01	✔	-	✔	0.37	✔	2	-	Low Risk
<i>percentile rank</i>			21	31	7	1												
<i># of funds in category</i>			267	237	211	123									11-30-2023	-	12-31-2022	
American Funds 2050 Trgt Date Retire R6	RFITX	Target Date	20.83	4.75	11.41	8.77	✔	15.42	-	12.01	✔	-	✔	0.38	✔	2	-	Low Risk
<i>percentile rank</i>			20	53	6	1												
<i># of funds in category</i>			266	236	210	129									11-30-2023	-	12-31-2022	
American Funds 2055 Trgt Date Retire R6	RFKTX	Target Date	21.40	4.65	11.35	8.73	✔	15.65	-	12.01	✔	-	✔	0.38	✔	2	-	Low Risk
<i>percentile rank</i>			9	59	17	1												
<i># of funds in category</i>			262	232	208	109									11-30-2023	-	12-31-2022	
American Funds 2060 Trgt Date Retire R6	RFUTX	Target Date	21.61	4.62	11.32	-	✔	15.68	-	8.77	✔	-	✔	0.39	✔	2	-	Low Risk
<i>percentile rank</i>			10	64	25	-												
<i># of funds in category</i>			257	224	190	10									11-30-2023	-	12-31-2022	
American Funds 2065 Trgt Date Retire R6	RFVTX	Target Date	21.55	4.65	-	-	✔	15.68	-	4.00	✔	-	✔	0.39	✔	2	-	Low Risk
<i>percentile rank</i>			11	63	-	-												
<i># of funds in category</i>			229	152	11	-									11-30-2023	-	12-31-2022	

Balanced

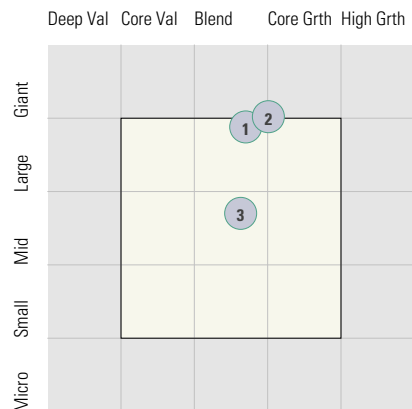
American Funds American Balanced R6	RLBGX	Moderate Allocation	14.37	5.40	9.26	7.88	✔	12.00	-	25.01	✔	-	✔	0.25	✔	2	1-Low	Low Risk
<i>percentile rank</i>			41	14	26	12												
<i># of funds in category</i>			905	850	795	591									11-30-2023	02-15-2022	12-31-2022	

ST ANNES FAMILY SERVICES 403B

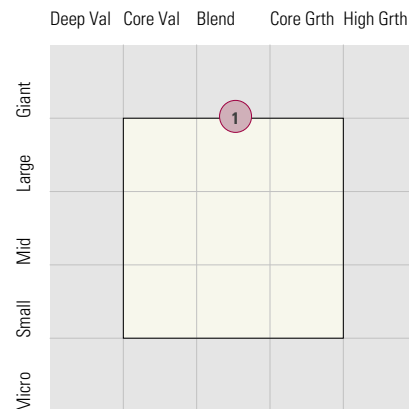
Style Analysis (Data as of 12-31-2023)

Style Analysis

Morningstar Style Box US Stock



Morningstar Style Box Non-US Stock



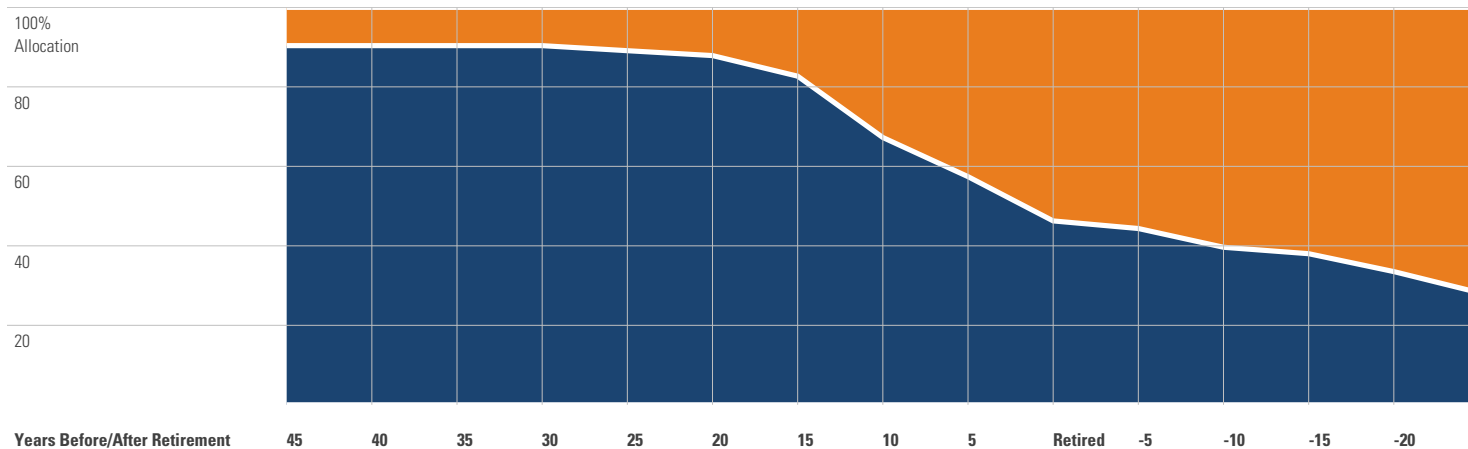
● US Stock Funds		Super Sectors %			Asset Allocation %					
	Category	Cyclical	Defensive	Sensitive	Cash	US Stock	Foreign	Avg Mkt Cap M\$		
1	Vanguard Dividend Growth Inv	33.89	33.83	32.29	1.36	91.88	6.76	177.66		
2	Vanguard 500 Index Admiral	28.24	21.13	50.64	0.27	99.17	0.56	241.88		
3	Vanguard Mid Cap Index Admiral	34.17	21.66	44.15	0.75	97.81	1.44	27.67		
● Non-US Stock Funds		Super Sectors %			Regional Exposure %			Market Maturity %		
	Category	Cyclical	Defensive	Sensitive	Americas	Greater Asia	Greater Europe	Developed	EM%	Avg Mkt Cap M\$
1	American Funds Intl Gr and Inc R6	36.43	22.03	41.56	14.21	28.57	57.21	85.87	14.13	50.37
● Fixed Income Funds		Super Sectors %				Other Stats		Credit Quality %		
	Category	US Govt Debt	Mtg	US Credit	Non US	Avg Eff Duration	Inv Grade	Below Inv Grade	NR/NA	
1	Vanguard Inflation-Protected Secs Adm	96.83	0.00	0.00	0.00	6.52	96.34	0.00	3.66	
2	Baird Aggregate Bond Inst	22.55	25.51	45.75	0.00	6.15	99.90	0.10	0.00	
3	Federated Hermes Govt Ultrashort R6	5.39	69.62	0.00	0.00	0.57	100.00	0.00	0.00	

ST ANNES FAMILY SERVICES 403B

Target Date Analysis (Data as of 12-31-2023)

Target Date Allocation

● Stocks ● Cash ● Bonds ● Other



Target Date Portfolio Data

Asset Allocation %

	Total Stock	US Stock	Non-US Stock	Total Bond	Infl Prot Bond	HY Bond	Cash	Other	Avg Mkt Cap \$M
American Funds 2015 Trgt Date Retire R6	40.59	30.04	10.55	54.39	12.11	5.52	4.51	0.53	116.73
American Funds 2020 Trgt Date Retire R6	44.58	32.96	11.62	50.48	12.90	5.25	4.40	0.54	118.42
American Funds 2025 Trgt Date Retire R6	49.36	35.92	13.44	45.62	13.08	3.99	4.48	0.53	116.28
American Funds 2030 Trgt Date Retire R6	58.42	42.47	15.95	36.38	12.49	1.87	4.67	0.53	108.64
American Funds 2035 Trgt Date Retire R6	68.37	49.42	18.95	26.16	13.16	1.59	4.91	0.56	103.16
American Funds 2040 Trgt Date Retire R6	79.97	56.83	23.14	14.25	11.90	0.87	5.18	0.60	98.11
American Funds 2045 Trgt Date Retire R6	83.87	59.26	24.61	10.23	2.63	0.35	5.30	0.60	95.77
American Funds 2050 Trgt Date Retire R6	84.79	59.92	24.87	9.33	2.66	0.21	5.33	0.55	94.77
American Funds 2055 Trgt Date Retire R6	85.45	59.99	25.46	8.68	2.71	0.11	5.36	0.51	92.00
American Funds 2060 Trgt Date Retire R6	85.46	59.98	25.48	8.68	2.71	0.11	5.34	0.52	90.67
American Funds 2065 Trgt Date Retire R6	85.48	60.00	25.48	8.65	2.72	0.11	5.34	0.52	90.72