

SOUTH DEARBORN COMMUNITY SCHOOL

Screens Summary (Data as of 12-31-2023)

🟡 Fund Removed from Approved List ⚠️ Fund on Watch List

Name	Ticker	Asset Class	Trailing Performance and Risk				Management			Style	Expense			ESG Metrics						
			1 Yr	3 Yr	5 Yr	10 Yr	Pass/Fail	Std Dev	Beta 3 Yr %	Tenure Yr %	Pass/Fail	Style Box	Pass/Fail	Exp Ratio	Pass/Fail	Sustain. Rating	Commit. Level	Carbon Risk		
															Updated	Updated	Updated			
American Funds New Perspective R6	RNPGX	Global Stock	25.01	3.17	13.90	10.10	✓	18.45	-	23.10	✓	—	✓	0.42	✓	3	2-Basic	Low Risk		
percentile rank			37	32	15	11														
# of funds in category			372	339	288	197												11-30-2023	02-15-2022	12-31-2022

Alternative																				
PIMCO Commodity Real Return Strat I2	PCRFX	Commodities Broad Basket	-7.65	10.26	8.67	-0.71	✓	18.04	-	5.17	✓	—	—	1.09	✓	3	-	-		
percentile rank			67	67	34	60														
# of funds in category			114	109	104	67												06-30-2023	-	-
Vanguard Real Estate Index Admiral	VGSLX	Real Estate	11.81	5.02	7.33	7.36	✓	21.73	-	27.65	✓	—	✓	0.12	✓	3	1-Low	Low Risk		
percentile rank			52	62	43	44														
# of funds in category			265	249	227	166												11-30-2023	02-15-2022	12-31-2022

Fixed Income																				
PIMCO International Bond (USD-Hdg) I-2	PFBPX	Global Bond	9.38	-1.09	1.93	3.35	✓	4.97	-	9.27	✓	—	—	0.73	✓	3	-	-		
percentile rank			21	9	16	3														
# of funds in category			114	107	101	63												11-30-2023	-	-
Eaton Vance Income Fund of Boston I	EIBIX	High Yield Bond	12.05	2.96	5.43	4.39	✓	7.85	-	9.16	✓	—	—	0.75	✓	-	-	-		
percentile rank			58	22	22	18														
# of funds in category			706	652	619	465												-	-	-
BlackRock Inflation Protected Bond Instl	BPRIX	Inflation-Protected Bond	3.73	-0.98	3.27	2.20	✓	7.32	-	6.88	✓	—	—	0.56	✓	3	-	-		
percentile rank			57	48	24	33														
# of funds in category			234	221	214	152												11-30-2023	-	-
Baird Aggregate Bond Inst	BAGIX	Intermediate-Term Bond	6.43	-3.14	1.56	2.25	✓	7.38	-	23.27	✓	📄	—	0.30	✓	3	1-Low	-		
percentile rank			20	31	18	9														
# of funds in category			566	510	457	329												11-30-2023	02-15-2022	-
PIMCO Income I2	PONPX	Multisector Bond	9.21	1.02	3.30	4.34	✓	6.26	-	16.77	✓	—	—	0.72	✓	4	-	-		
percentile rank			35	26	41	2														
# of funds in category			371	335	284	177												11-30-2023	-	-
Federated Hermes Govt Ultrashort IS	FGUSX	Ultrashort Bond	5.10	1.80	1.80	1.27	✖️	0.88	-	26.49	✓	—	—	0.26	✓	-	-	-		
percentile rank			81	70	77	75														
# of funds in category			245	216	195	116												-	-	-

Target Date																				
Vanguard Target Retirement 2020 Fund	VTWNX	Target Date	12.51	1.47	6.61	5.52	✓	10.04	-	10.86	✓	—	✓	0.08	✓	3	1-Low	-		
percentile rank			38	48	40	19														
# of funds in category			182	158	143	74												11-30-2023	02-15-2022	-
Vanguard Target Retirement 2025 Fund	VTTVX	Target Date	14.55	2.03	7.56	6.10	✓	11.60	-	10.86	✓	—	✓	0.08	✓	3	1-Low	Low Risk		
percentile rank			11	31	28	10														
# of funds in category			278	248	216	126												11-30-2023	02-15-2022	12-31-2022
Vanguard Target Retirement 2030 Fund	VTHRX	Target Date	16.03	2.66	8.37	6.58	✓	12.65	-	10.86	✓	—	✓	0.08	✓	3	1-Low	Low Risk		
percentile rank			14	36	39	20														
# of funds in category			273	247	213	133												11-30-2023	02-15-2022	12-31-2022

©2024 Morningstar Investment Management LLC. All Rights Reserved. Morningstar Investment Management LLC is a registered investment adviser and subsidiary of Morningstar, Inc. The services are either performed by Morningstar Investment Management or an affiliate. The data shown represents past performance which is no guarantee of future performance. The Morningstar name and logo are registered marks of Morningstar, Inc. This report is not complete without the accompanying disclosure. Please visit https://fiduciaryservices.morningstar.com/Dislosures/Fiduciary_Services_Report_Disclosure.pdf to view these disclosures.

SOUTH DEARBORN COMMUNITY SCHOOL

Screens Summary (Data as of 12-31-2023)

⊖ Fund Removed from Approved List ⚠ Fund on Watch List

Name	Ticker	Asset Class	Trailing Performance and Risk				Management			Style		Expense		ESG Metrics				
			1 Yr	3 Yr	5 Yr	10 Yr	Pass/ Fail	Std Dev 3 Yr %	Beta 3 Yr %	Tenure	Pass/ Fail	Style Box	Pass/ Fail	Exp Ratio	Pass/ Fail	Sustain. Rating	Commit. Level	Carbon Risk
															Updated	Updated	Updated	
Vanguard Target Retirement 2035 Fund <i>percentile rank</i> <i># of funds in category</i>	VTHX	Target Date	17.14 35 273	3.33 45 236	9.17 49 209	7.06 30 123	✔	13.48	—	10.86	✔	—	✔	0.08	✔	3	1-Low	Low Risk
															11-30-2023	02-15-2022	12-31-2022	
Vanguard Target Retirement 2040 Fund <i>percentile rank</i> <i># of funds in category</i>	VFORX	Target Date	18.34 47 264	4.02 57 236	9.99 49 207	7.52 33 127	✔	14.30	—	10.86	✔	—	✔	0.08	✔	3	1-Low	Low Risk
															11-30-2023	02-15-2022	12-31-2022	
Vanguard Target Retirement 2045 Fund <i>percentile rank</i> <i># of funds in category</i>	VTIVX	Target Date	19.48 46 267	4.68 48 237	10.76 39 211	7.91 26 123	✔	15.16	—	10.86	✔	—	✔	0.08	✔	3	1-Low	Low Risk
															11-30-2023	02-15-2022	12-31-2022	
Vanguard Target Retirement 2050 Fund <i>percentile rank</i> <i># of funds in category</i>	VFIFX	Target Date	20.17 45 266	4.91 41 236	10.93 40 210	7.99 23 129	✔	15.53	—	10.86	✔	—	✔	0.08	✔	3	1-Low	Low Risk
															11-30-2023	02-15-2022	12-31-2022	
Vanguard Target Retirement 2055 Fund <i>percentile rank</i> <i># of funds in category</i>	VFFVX	Target Date	20.16 49 262	4.92 40 232	10.92 43 208	7.97 25 109	✔	15.53	—	10.86	✔	—	✔	0.08	✔	3	1-Low	Low Risk
															11-30-2023	02-15-2022	12-31-2022	
Vanguard Target Retirement 2060 Fund <i>percentile rank</i> <i># of funds in category</i>	VTTSX	Target Date	20.18 54 257	4.92 44 224	10.92 49 190	7.97 1 10	✔	15.52	—	10.86	✔	—	✔	0.08	✔	3	1-Low	Low Risk
															11-30-2023	02-15-2022	12-31-2022	
Vanguard Target Retirement 2065 Fund <i>percentile rank</i> <i># of funds in category</i>	VLXVX	Target Date	20.15 63 229	4.95 45 152	10.91 85 11	— — —	✔	15.52	—	6.47	✔	—	✔	0.08	✔	3	1-Low	Low Risk
															11-30-2023	02-15-2022	12-31-2022	
Vanguard Target Retirement 2070 Fund <i>percentile rank</i> <i># of funds in category</i>	VSVNX	Target Date	20.24 58 229	— — 152	— — 11	— — —	—	—	—	1.51	✖	—	✔	0.08	✔	3	—	Low Risk
															11-30-2023	—	12-31-2022	
Vanguard Target Retirement Income Fund <i>percentile rank</i> <i># of funds in category</i>	VTINX	Target Date	10.74 48 201	0.56 42 183	4.83 44 160	4.09 26 98	✔	8.48	—	10.86	✔	—	✔	0.08	✔	3	1-Low	—
															11-30-2023	02-15-2022	—	

Balanced

BlackRock Global Allocation Instl <i>percentile rank</i> <i># of funds in category</i>	MALOX	Global Allocation	12.62 36 420	0.39 79 407	7.57 21 396	4.80 28 285	✔	11.89	—	7.00	✔	🏠	✔	0.84	✔	3	—	Low Risk
															11-30-2023	—	09-30-2022	

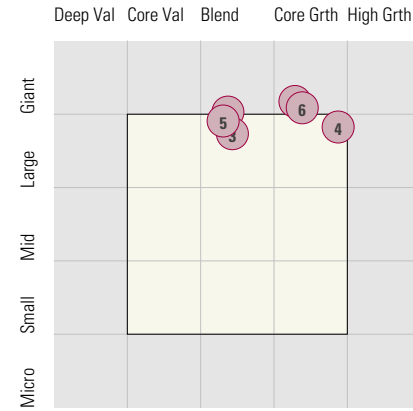
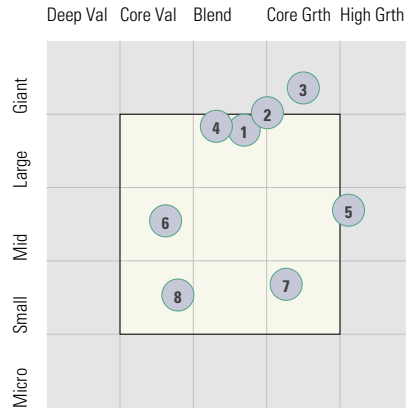
SOUTH DEARBORN COMMUNITY SCHOOL

Style Analysis (Data as of 12-31-2023)

Style Analysis

Morningstar Style Box US Stock

Morningstar Style Box Non-US Stock



US Stock Funds

	Category	Super Sectors %			Asset Allocation %			Avg Mkt Cap M\$	
		Cyclical	Defensive	Sensitive	Cash	US Stock	Foreign		
1	T. Rowe Price Dividend Growth	Large Blend	29.24	31.16	39.61	2.97	90.81	6.21	134.89
2	Vanguard 500 Index Admiral	Large Blend Index	28.24	21.13	50.64	0.27	99.17	0.56	241.88
3	Fidelity® Contrafund®	Large Growth	29.51	15.43	55.06	2.35	90.39	4.98	394.88
4	American Funds Washington Mutual R6	Large Value	26.43	29.26	44.31	3.12	90.30	6.55	145.74
5	Neuberger Berman Mid Cap Growth Inst	Mid-Cap Growth	24.83	20.42	54.77	2.65	94.56	2.80	25.61
6	American Century Mid Cap Value I	Mid-Cap Value	32.98	35.97	31.05	2.43	84.77	12.80	16.67
7	MFS New Discovery R4	Small Growth	20.74	23.00	56.25	3.31	82.52	14.17	4.41
8	Delaware Small Cap Value Instl	Small Value	49.12	9.88	41.00	0.50	97.18	2.32	4.21

Non-US Stock Funds

	Category	Super Sectors %			Regional Exposure %			Market Maturity %			
		Cyclical	Defensive	Sensitive	Americas	Greater Asia	Greater Europe	Developed	EM%	Avg Mkt Cap M\$	
1	American Funds New World R6	Diversified Emerging Mkts	38.31	22.24	39.44	35.96	39.10	24.94	57.94	42.06	60.60
2	American Funds Intl Gr and Inc R6	Foreign Large Blend	35.54	24.92	39.53	15.01	27.74	57.25	86.52	13.48	48.53
3	Vanguard Developed Markets Index Admiral	Foreign Large Blend Index	41.06	21.35	37.60	10.38	36.03	53.58	99.41	0.59	31.81
4	Invesco Oppenheimer International Gr Y	Foreign Large Growth	31.94	24.80	43.26	12.94	15.41	71.66	95.44	4.56	43.05
5	Vanguard International Value Inv	Foreign Large Value	43.43	16.49	40.07	11.72	37.96	50.32	81.26	18.74	32.73
6	American Funds New Perspective R6	Global Stock	29.33	24.49	46.18	59.28	10.42	30.29	96.07	3.93	117.31

Fixed Income Funds

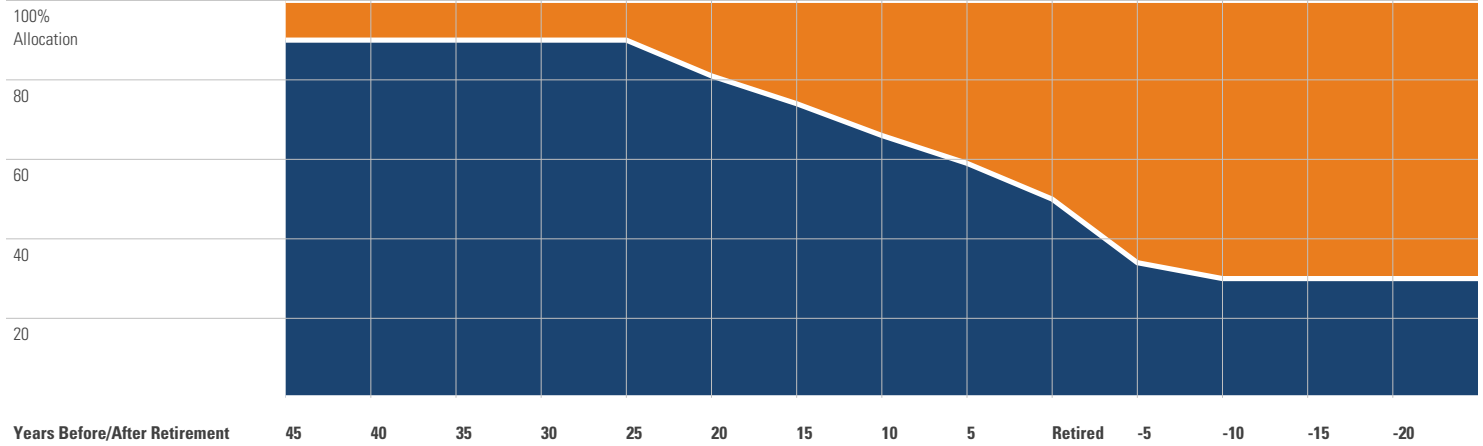
	Category	Super Sectors %				Other Stats		Credit Quality %		
		US Govt Debt	Mtg	US Credit	Non US	Avg Eff Duration	Inv Grade	Below Inv Grade	NR/NA	
1	PIMCO International Bond (USD-Hdg) I-2	Global Bond	43.73	6.71	3.44	0.00	5.91	97.21	2.79	0.00
2	Eaton Vance Income Fund of Boston I	High Yield Bond	0.00	0.00	89.80	0.00	3.66	6.17	91.33	2.50
3	BlackRock Inflation Protected Bond Instl	Inflation-Protected Bond	72.41	4.83	2.88	0.00	6.08	97.25	0.08	2.67
4	Baird Aggregate Bond Inst	Intermediate-Term Bond	22.55	25.51	45.75	0.00	6.15	99.90	0.10	0.00
5	PIMCO Income I2	Multisector Bond	39.78	12.74	8.62	0.00	4.74	82.84	17.16	0.00
6	Federated Hermes Govt Ultrashort IS	Ultrashort Bond	3.96	68.84	0.00	0.00	0.57	100.00	0.00	0.00

SOUTH DEARBORN COMMUNITY SCHOOL

Target Date Analysis (Data as of 12-31-2023)

Target Date Allocation

● Stocks ● Cash ● Bonds ● Other



Target Date Portfolio Data

Asset Allocation %

	Total Stock	US Stock	Non-US Stock	Total Bond	Infl Prot Bond	HY Bond	Cash	Other	Avg Mkt Cap \$M
Vanguard Target Retirement 2020 Fund	39.11	23.44	15.67	58.49	15.34	0.22	2.35	0.04	79.33
Vanguard Target Retirement 2025 Fund	52.55	31.53	21.02	45.14	8.37	0.19	2.27	0.05	79.42
Vanguard Target Retirement 2030 Fund	61.64	37.24	24.40	36.29	0.00	0.17	2.03	0.04	79.98
Vanguard Target Retirement 2035 Fund	68.96	42.13	26.83	28.84	0.00	0.13	2.15	0.05	80.90
Vanguard Target Retirement 2040 Fund	76.25	46.58	29.67	21.79	0.00	0.10	1.90	0.05	80.91
Vanguard Target Retirement 2045 Fund	83.26	50.88	32.38	14.53	0.00	0.07	2.16	0.06	80.93
Vanguard Target Retirement 2050 Fund	88.46	53.23	35.23	9.48	0.00	0.04	1.99	0.07	79.66
Vanguard Target Retirement 2055 Fund	88.38	53.10	35.28	9.58	0.00	0.04	1.96	0.07	79.53
Vanguard Target Retirement 2060 Fund	88.36	53.05	35.31	9.52	0.00	0.04	2.08	0.07	79.48
Vanguard Target Retirement 2065 Fund	88.23	53.00	35.23	9.47	0.00	0.04	2.23	0.07	79.52
Vanguard Target Retirement 2070 Fund	88.52	53.38	35.14	9.88	0.00	0.04	1.54	0.07	79.83
Vanguard Target Retirement Income Fund	29.21	17.50	11.71	68.26	18.43	0.25	2.49	0.04	79.29