

ST MARYS HOME FOR DISABLED

Screens Summary (Data as of 12-31-2023)

⊖ Fund Removed from Approved List ⚠ Fund on Watch List

Name	Ticker	Asset Class	Trailing Performance and Risk				Management			Style		Expense		ESG Metrics				
			1 Yr	3 Yr	5 Yr	10 Yr	Pass/ Fail	Std Dev 3 Yr %	Beta 3 Yr %	Tenure	Pass/ Fail	Style Box	Pass/ Fail	Exp Ratio	Sustain. Rating	Commit. Level	Carbon Risk	
																Updated	Updated	Updated
US Stock																		
Vanguard 500 Index Admiral	VFIAX	Large Blend Index	26.24	9.96	15.65	11.99	✔	17.54	-	6.09	✔	🗄	✔	0.04	✔	3	1-Low	Low Risk
percentile rank			27	28	21	10												
# of funds in category			1,591	1,445	1,323	996												

MFS Growth R6	MFEKX	Large Growth	36.25	5.14	16.10	13.04	✔	20.18	-	21.76	✔	🗄	✔	0.50	✔	4	2-Basic	Low Risk
percentile rank			55	59	47	30												
# of funds in category			1,294	1,204	1,115	882												

American Funds Washington Mutual R6	RWMGX	Large Value	17.59	11.65	13.63	10.93	✔	15.15	-	26.52	✔	🗄	✖	0.27	✔	2	1-Low	Low Risk
percentile rank			79	7	69	46												
# of funds in category			1,591	1,445	1,323	996												

Vanguard Mid Cap Index Admiral	VIMAX	Mid-Cap Blend	15.98	5.49	12.71	9.41	✔	19.20	-	2.45	✖	🗄	✔	0.05	✔	4	1-Low	Medium Risk
percentile rank			52	73	31	17												
# of funds in category			473	432	403	267												

MFS New Discovery R6	MNDKX	Small Growth	14.44	-6.44	10.93	7.62	✔	20.97	-	10.01	✔	🗄	✔	0.90	✔	4	-	Medium Risk
percentile rank			68	77	47	59												
# of funds in category			626	592	555	433												

Delaware Small Cap Value R6	DVZRX	Small Value	9.67	9.05	10.50	-	✔	21.80	-	11.51	✔	🗄	✔	0.70	✔	3	-	Medium Risk
percentile rank			92	73	71	-												
# of funds in category			510	475	446	352												

Non-US Stock																		
American Funds New World R6	RNWXG	Diversified Emerging Mkts	16.22	-1.49	8.93	5.51	✔	16.09	-	24.56	✔	🗄	✔	0.57	✔	3	1-Low	Medium Risk
percentile rank			24	34	9	4												
# of funds in category			847	751	687	428												

American Funds Intl Gr and Inc R6	RIGGX	Foreign Large Blend	15.72	2.64	8.33	4.04	✔	16.69	-	15.26	✔	🗄	✔	0.54	✔	2	1-Low	Low Risk
percentile rank			63	53	31	52												
# of funds in category			837	782	710	467												

Vanguard Developed Markets Index Admiral	VTMGX	Foreign Large Blend Index	17.67	3.55	8.36	4.54	✔	17.84	-	10.86	✔	🗄	✔	0.07	✔	2	1-Low	Low Risk
percentile rank			37	37	30	24												
# of funds in category			837	782	710	467												

Alternative																		
Vanguard Real Estate Index Admiral	VGSIX	Real Estate	11.81	5.02	7.33	7.36	✔	21.73	-	27.65	✔	—	✔	0.12	✔	3	1-Low	Low Risk
percentile rank			52	62	43	44												
# of funds in category			265	249	227	166												

Fixed Income																		
Vanguard Inflation-Protected Secs Adm	VAIPX	Inflation-Protected Bond	3.79	-1.12	3.02	2.33	✔	7.12	-	2.15	✖	—	—	0.10	✔	3	-	-
percentile rank			52	55	54	20												
# of funds in category			234	221	214	152												

ST MARYS HOME FOR DISABLED

Screens Summary (Data as of 12-31-2023)

🔴 Fund Removed from Approved List ⚠️ Fund on Watch List

Name	Ticker	Asset Class	Trailing Performance and Risk				Management			Style		Expense		ESG Metrics				
			1 Yr	3 Yr	5 Yr	10 Yr	Pass/ Fail	Std Dev 3 Yr %	Beta 3 Yr %	Tenure	Pass/ Fail	Style Box	Pass/ Fail	Exp Ratio	Sustain. Rating	Commit. Level	Carbon Risk	
																Updated	Updated	Updated
⚠️ Western Asset Core Bond IS	WACSX	Intermediate-Term Bond	5.83	-4.75	0.83	2.13	✔️	9.00	-	17.02	✔️	📦	-	0.42	✔️	3	-	-
percentile rank			37	98	72	14												
# of funds in category			566	510	457	329												
																11-30-2023	-	-
PIMCO Income Instl	PIMIX	Multisector Bond	9.32	1.12	3.40	4.44	✔️	6.26	-	16.77	✔️	-	-	0.62	✔️	4	-	-
percentile rank			31	25	38	1												
# of funds in category			371	335	284	177												
																11-30-2023	-	-
Lincoln Stable Value Account -LNGPA		Stable Value	-	-	-	-	-	-	-	40.69	✔️	-	-	-	-	-	-	
percentile rank			-	-	-	-												
# of funds in category			75	-	-	-												
																-	-	-
Vanguard Ultra-Short-Term Bond Admiral	VUSFX	Ultrashort Bond	5.53	1.74	2.14	-	✔️	1.13	-	5.72	✔️	-	-	0.10	✔️	3	-	-
percentile rank			60	72	43	-												
# of funds in category			245	216	195	116												
																11-30-2023	-	-

Target Date

American Funds 2010 Trgt Date Retire R6	RFTTX	Target Date	8.67	2.58	6.07	5.10	✔️	8.78	-	12.01	✔️	-	✔️	0.29	✔️	2	-	-
percentile rank			74	1	11	1												
# of funds in category			127	114	105	50												
																11-30-2023	-	-
American Funds 2015 Trgt Date Retire R6	RFJTX	Target Date	9.57	2.74	6.51	5.39	✔️	9.44	-	12.01	✔️	-	✖️	0.30	✔️	2	-	-
percentile rank			87	1	11	1												
# of funds in category			129	117	103	50												
																11-30-2023	-	-
American Funds 2020 Trgt Date Retire R6	RRCTX	Target Date	10.46	2.84	6.89	5.78	✔️	9.96	-	12.01	✔️	-	✔️	0.31	✔️	2	-	-
percentile rank			85	1	21	1												
# of funds in category			182	158	143	74												
																11-30-2023	-	-
American Funds 2025 Trgt Date Retire R6	RFDTX	Target Date	11.94	2.87	7.84	6.41	✔️	10.74	-	12.01	✔️	-	✔️	0.32	✔️	3	-	Low Risk
percentile rank			73	4	9	4												
# of funds in category			278	248	216	126												
																11-30-2023	-	06-30-2022
American Funds 2030 Trgt Date Retire R6	RFETX	Target Date	14.52	3.47	8.90	7.25	✔️	12.02	-	12.01	✔️	-	✔️	0.33	✔️	3	-	Low Risk
percentile rank			55	4	10	1												
# of funds in category			273	247	213	133												
																11-30-2023	-	12-31-2022
American Funds 2035 Trgt Date Retire R6	RFFTX	Target Date	16.90	4.20	10.39	8.15	✔️	13.47	-	12.01	✔️	-	✔️	0.35	✔️	3	-	Low Risk
percentile rank			40	7	1	1												
# of funds in category			273	236	209	123												
																11-30-2023	-	12-31-2022
American Funds 2040 Trgt Date Retire R6	RFGTX	Target Date	19.33	4.75	11.17	8.58	✔️	14.71	-	12.01	✔️	-	✔️	0.37	✔️	2	-	Low Risk
percentile rank			17	11	6	1												
# of funds in category			264	236	207	127												
																11-30-2023	-	12-31-2022
American Funds 2045 Trgt Date Retire R6	RFHTX	Target Date	20.15	4.83	11.35	8.73	✔️	15.14	-	12.01	✔️	-	✔️	0.37	✔️	2	-	Low Risk
percentile rank			21	31	7	1												
# of funds in category			267	237	211	123												
																11-30-2023	-	12-31-2022
American Funds 2050 Trgt Date Retire R6	RFITX	Target Date	20.83	4.75	11.41	8.77	✔️	15.42	-	12.01	✔️	-	✔️	0.38	✔️	2	-	Low Risk
percentile rank			20	53	6	1												
# of funds in category			266	236	210	129												
																11-30-2023	-	12-31-2022
American Funds 2055 Trgt Date Retire R6	RFKTX	Target Date	21.40	4.65	11.35	8.73	✔️	15.65	-	12.01	✔️	-	✔️	0.38	✔️	2	-	Low Risk
percentile rank			9	59	17	1												
# of funds in category			262	232	208	109												
																11-30-2023	-	12-31-2022

ST MARYS HOME FOR DISABLED

Screens Summary (Data as of 12-31-2023)

⊖ Fund Removed from Approved List ⚠ Fund on Watch List

Name	Ticker	Asset Class	Trailing Performance and Risk							Management Style			Expense		ESG Metrics			
			1 Yr	3 Yr	5 Yr	10 Yr	Pass/ Fail	Std Dev 3 Yr %	Beta 3 Yr %	Tenure	Pass/ Fail	Style Box	Pass/ Fail	Exp Ratio	Pass/ Fail	Sustain. Rating	Commit. Level	Carbon Risk
															Updated	Updated	Updated	
American Funds 2060 Trgt Date Retire R6	RFUTX	Target Date	21.61	4.62	11.32	—	✔	15.68	—	8.77	✔	—	✔	0.39	✔	2	—	Low Risk
<i>percentile rank</i>			10	64	25	—												
<i># of funds in category</i>			257	224	190	10									11-30-2023	—	12-31-2022	
American Funds 2065 Trgt Date Retire R6	RFVTX	Target Date	21.55	4.65	—	—	✔	15.68	—	4.00	✔	—	✔	0.39	✔	2	—	Low Risk
<i>percentile rank</i>			11	63	—	—												
<i># of funds in category</i>			229	152	11	—									11-30-2023	—	12-31-2022	

Balanced

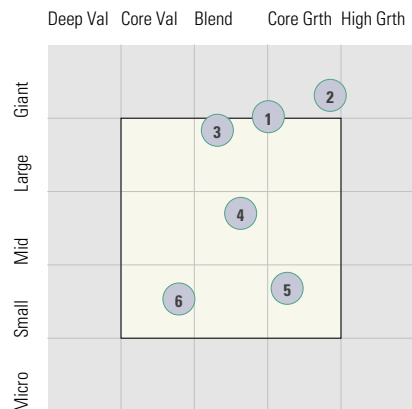
American Funds American Balanced R6	RLBGX	Moderate Allocation	14.37	5.40	9.26	7.88	✔	12.00	—	25.01	✔	—	✔	0.25	✔	2	1-Low	Low Risk
<i>percentile rank</i>			41	14	26	12												
<i># of funds in category</i>			905	850	795	591									11-30-2023	02-15-2022	12-31-2022	

ST MARYS HOME FOR DISABLED

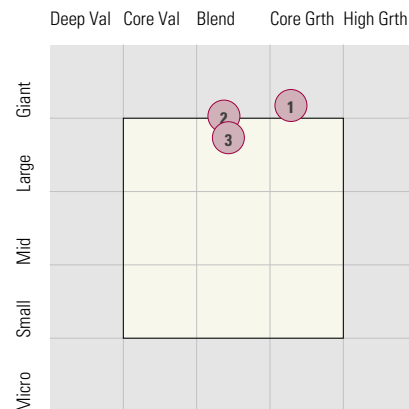
Style Analysis (Data as of 12-31-2023)

Style Analysis

Morningstar Style Box US Stock



Morningstar Style Box Non-US Stock



US Stock Funds

	Category	Super Sectors %			Asset Allocation %			Avg Mkt Cap M\$	
		Cyclical	Defensive	Sensitive	Cash	US Stock	Foreign		
1	Vanguard 500 Index Admiral	Large Blend Index	28.24	21.13	50.64	0.27	99.17	0.56	241.88
2	MFS Growth R6	Large Growth	27.42	11.69	60.90	1.15	96.07	2.78	394.18
3	American Funds Washington Mutual R6	Large Value	26.43	29.26	44.31	3.12	90.30	6.55	145.74
4	Vanguard Mid Cap Index Admiral	Mid-Cap Blend	34.17	21.66	44.15	0.75	97.81	1.44	27.67
5	MFS New Discovery R6	Small Growth	20.74	23.00	56.25	3.31	82.52	14.17	4.41
6	Delaware Small Cap Value R6	Small Value	49.12	9.88	41.00	0.50	97.18	2.32	4.21

Non-US Stock Funds

	Category	Super Sectors %			Regional Exposure %			Market Maturity %			
		Cyclical	Defensive	Sensitive	Americas	Greater Asia	Greater Europe	Developed	EM%	Avg Mkt Cap M\$	
1	American Funds New World R6	Diversified Emerging Mkts	38.31	22.24	39.44	35.96	39.10	24.94	57.94	42.06	60.60
2	American Funds Intl Gr and Inc R6	Foreign Large Blend	35.54	24.92	39.53	15.01	27.74	57.25	86.52	13.48	48.53
3	Vanguard Developed Markets Index Admiral	Foreign Large Blend Index	41.06	21.35	37.60	10.38	36.03	53.58	99.41	0.59	31.81

Fixed Income Funds

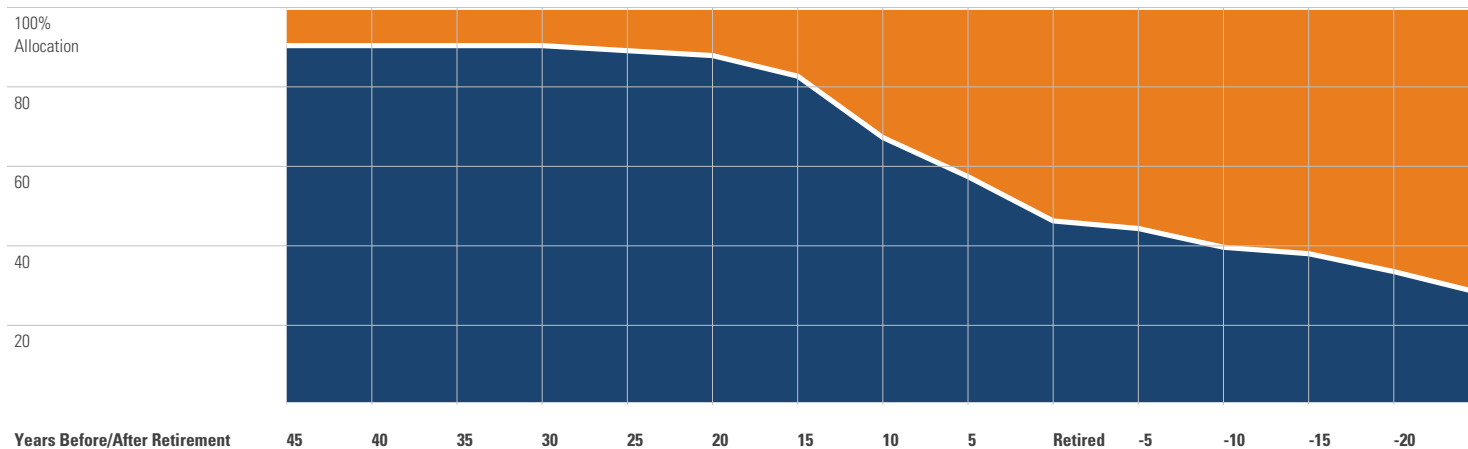
	Category	Super Sectors %				Other Stats		Credit Quality %		
		US Govt Debt	Mtg	US Credit	Non US	Avg Eff Duration	Inv Grade	Below Inv Grade	NR/NA	
1	Vanguard Inflation-Protected Secs Adm	Inflation-Protected Bond	99.62	0.00	0.00	0.00	6.48	99.91	0.00	0.09
2	Western Asset Core Bond IS	Intermediate-Term Bond	11.73	37.59	43.09	0.00	7.24	100.88	0.62	-1.50
3	PIMCO Income Instl	Multisector Bond	39.78	12.74	8.62	0.00	4.74	82.84	17.16	0.00
4	Lincoln Stable Value Account -LNGPA	Stable Value	-	-	-	0.00	-	0.00	0.00	-
5	Vanguard Ultra-Short-Term Bond Admiral	Ultrashort Bond	9.95	0.27	79.16	0.00	0.91	99.99	0.00	0.01

ST MARYS HOME FOR DISABLED

Target Date Analysis (Data as of 12-31-2023)

Target Date Allocation

● Stocks ● Cash ● Bonds ● Other



Target Date Portfolio Data

Asset Allocation %

	Total Stock	US Stock	Non-US Stock	Total Bond	Infl Prot Bond	HY Bond	Cash	Other	Avg Mkt Cap \$M
American Funds 2010 Trgt Date Retire R6	38.42	28.43	9.99	55.71	12.36	3.83	5.32	0.54	102.59
American Funds 2015 Trgt Date Retire R6	40.30	29.65	10.65	53.78	13.82	5.46	5.34	0.57	105.00
American Funds 2020 Trgt Date Retire R6	44.04	32.31	11.73	50.21	14.92	5.15	5.15	0.58	106.17
American Funds 2025 Trgt Date Retire R6	49.08	35.42	13.66	45.23	15.08	3.87	5.11	0.58	103.12
American Funds 2030 Trgt Date Retire R6	58.18	41.94	16.24	36.16	14.63	1.90	5.08	0.59	95.87
American Funds 2035 Trgt Date Retire R6	68.58	49.09	19.49	25.57	15.33	1.52	5.24	0.62	90.56
American Funds 2040 Trgt Date Retire R6	80.02	56.31	23.71	13.94	13.70	0.79	5.39	0.65	86.03
American Funds 2045 Trgt Date Retire R6	83.88	58.70	25.18	10.13	4.66	0.32	5.33	0.65	84.16
American Funds 2050 Trgt Date Retire R6	84.87	59.34	25.53	9.22	4.71	0.20	5.31	0.59	82.58
American Funds 2055 Trgt Date Retire R6	85.59	59.52	26.07	8.62	4.81	0.13	5.23	0.55	80.33
American Funds 2060 Trgt Date Retire R6	85.64	59.59	26.05	8.61	4.83	0.13	5.19	0.56	78.71
American Funds 2065 Trgt Date Retire R6	85.69	59.62	26.07	8.55	4.78	0.13	5.18	0.56	78.78