

# SOCIETY FOR THE PROTECTION OF N H

## Screens Summary (Data as of 12-31-2023)

🚫 Fund Removed from Approved List    ⚠️ Fund on Watch List

Name	Ticker	Asset Class	Trailing Performance and Risk				Management			Style		Expense		ESG Metrics				
			1 Yr	3 Yr	5 Yr	10 Yr	Pass/ Fail	Std Dev 3 Yr %	Beta 3 Yr %	Tenure	Pass/ Fail	Style Box	Pass/ Fail	Exp Ratio	Pass/ Fail	Sustain. Rating	Commit. Level	Carbon Risk
															Updated	Updated	Updated	
<b>US Stock</b>																		
MFS Massachusetts Investors Tr R6	MITJX	Large Blend	19.55	8.49	14.11	10.78	✔️	16.54	-	5.67	✔️	🏠	✔️	0.37	✔️	4	-	Low Risk
<i>percentile rank</i>			72	62	61	50												
<i># of funds in category</i>			1,591	1,445	1,323	996												
Vanguard FTSE Social Index Admiral	VFTAX	Large Blend Index	31.79	8.45	-	-	✔️	18.56	-	8.03	✔️	🏠	❌	0.14	✔️	4	2-Basic	Low Risk
<i>percentile rank</i>			4	64	-	-												
<i># of funds in category</i>			1,591	1,445	1,323	996												
MFS Growth R6	MFEKX	Large Growth	36.25	5.14	16.10	13.04	✔️	20.18	-	21.76	✔️	🏠	✔️	0.50	✔️	4	2-Basic	Low Risk
<i>percentile rank</i>			55	59	47	30												
<i># of funds in category</i>			1,294	1,204	1,115	882												
Vanguard Value Index Adm	VVIAX	Large Value	9.24	10.61	11.73	9.72	✔️	15.91	-	29.02	✔️	🏠	✔️	0.05	✔️	3	1-Low	Medium Risk
<i>percentile rank</i>			66	36	44	17												
<i># of funds in category</i>			1,295	1,209	1,150	888												
MFS Mid Cap Growth R6	OTCKX	Mid-Cap Growth	21.50	-0.18	13.25	11.02	✔️	20.09	-	15.12	✔️	🏠	✔️	0.66	✔️	4	2-Basic	Low Risk
<i>percentile rank</i>			45	51	40	11												
<i># of funds in category</i>			603	568	537	434												
Vanguard Mid-Cap Value Index Admiral	VMVAX	Mid-Cap Value	9.76	9.18	11.31	8.49	✔️	18.77	-	2.45	❌	🏠	✔️	0.07	✔️	4	1-Low	Medium Risk
<i>percentile rank</i>			77	65	55	27												
<i># of funds in category</i>			421	407	386	295												
Vanguard Small Cap Growth Index Admiral	VSGAX	Small Growth	21.41	-2.78	10.54	7.86	✔️	21.73	-	19.01	✔️	🏠	✔️	0.07	✔️	4	1-Low	Medium Risk
<i>percentile rank</i>			17	58	54	53												
<i># of funds in category</i>			626	592	555	433												
Vanguard Small Cap Value Index Admiral	VSIAX	Small Value	15.99	10.45	11.85	8.49	✔️	20.55	-	7.68	✔️	🏠	✔️	0.07	✔️	4	1-Low	Medium Risk
<i>percentile rank</i>			57	50	44	15												
<i># of funds in category</i>			510	475	446	352												
<b>Non-US Stock</b>																		
American Funds New World R6	RNWGX	Diversified Emerging Mkts	16.22	-1.49	8.93	5.51	✔️	16.09	-	24.56	✔️	🏠	✔️	0.57	✔️	3	1-Low	Medium Risk
<i>percentile rank</i>			24	34	9	4												
<i># of funds in category</i>			847	751	687	428												
American Funds Intl Gr and Inc R6	RIGGX	Foreign Large Blend	15.72	2.64	8.33	4.04	✔️	16.69	-	15.26	✔️	🏠	✔️	0.54	✔️	2	1-Low	Low Risk
<i>percentile rank</i>			63	53	31	52												
<i># of funds in category</i>			837	782	710	467												
MFS International Equity R6	MIEIX	Foreign Large Growth	19.04	5.30	10.74	6.23	✔️	17.34	-	14.26	✔️	🏠	✔️	0.68	✔️	4	2-Basic	Low Risk
<i>percentile rank</i>			15	7	4	4												
<i># of funds in category</i>			837	782	710	467												
Vanguard International Value Inv	VTRIX	Foreign Large Value	16.15	3.47	7.77	3.78	✔️	17.31	-	13.60	✔️	🏠	❌	0.38	✔️	2	-	Medium Risk
<i>percentile rank</i>			71	84	42	37												
<i># of funds in category</i>			403	367	344	223												
American Funds New Perspective R6	RNPGX	Global Stock	25.01	3.17	13.90	10.10	✔️	18.45	-	23.10	✔️	—	✔️	0.42	✔️	3	2-Basic	Low Risk
<i>percentile rank</i>			37	32	15	11												
<i># of funds in category</i>			372	339	288	197												

# SOCIETY FOR THE PROTECTION OF N H

## Screens Summary (Data as of 12-31-2023)

🔴 Fund Removed from Approved List    🟡 Fund on Watch List

Name	Ticker	Asset Class	Trailing Performance and Risk				Management			Style			Expense		ESG Metrics			
			1 Yr	3 Yr	5 Yr	10 Yr	Pass/ Fail	Std Dev 3 Yr %	Beta 3 Yr %	Tenure	Pass/ Fail	Style Box	Pass/ Fail	Exp Ratio	Pass/ Fail	Sustain. Rating	Commit. Level	Carbon Risk
<b>Alternative</b>																		
PIMCO Commodity Real Ret Strat Instl	PCRIX	Commodities Broad Basket	-7.36	10.41	8.78	-0.61	✔	18.05	-	5.17	✔	—	—	0.99	✔	3	-	-
<i>percentile rank</i>			60	63	33	55												
<i># of funds in category</i>			114	109	104	67									06-30-2023	-	-	
Neuberger Berman Real Estate R6	NRREX	Real Estate	12.10	5.17	8.74	8.04	✔	21.40	-	18.01	✔	—	✔	0.76	✔	4	-	Low Risk
<i>percentile rank</i>			44	55	16	16												
<i># of funds in category</i>			265	249	227	166									11-30-2023	-	12-31-2022	
<b>Fixed Income</b>																		
PIMCO International Bond (USD-Hdg) Instl	PFORX	Global Bond	9.49	-0.99	2.04	3.45	✔	4.97	-	9.27	✔	—	—	0.63	✔	3	-	-
<i>percentile rank</i>			18	4	13	1												
<i># of funds in category</i>			114	107	101	63									11-30-2023	-	-	
BlackRock High Yield Bond K	BRHYX	High Yield Bond	13.68	2.56	5.72	4.64	✔	8.46	-	14.01	✔	—	—	0.51	✔	-	2-Basic	-
<i>percentile rank</i>			16	29	16	10												
<i># of funds in category</i>			706	652	619	465									-	02-15-2022	-	
Vanguard Inflation-Protected Secs Adm	VAIPX	Inflation-Protected Bond	3.79	-1.12	3.02	2.33	✔	7.12	-	2.15	✖	—	—	0.10	✔	3	-	-
<i>percentile rank</i>			52	55	54	20												
<i># of funds in category</i>			234	221	214	152									11-30-2023	-	-	
Baird Aggregate Bond Inst	BAGIX	Intermediate-Term Bond	6.43	-3.14	1.56	2.25	✔	7.38	-	23.27	✔	📊	—	0.30	✔	3	1-Low	-
<i>percentile rank</i>			20	31	18	9												
<i># of funds in category</i>			566	510	457	329									11-30-2023	02-15-2022	-	
PIMCO Income Instl	PIMIX	Multisector Bond	9.32	1.12	3.40	4.44	✔	6.26	-	16.77	✔	—	—	0.62	✔	4	-	-
<i>percentile rank</i>			31	25	38	1												
<i># of funds in category</i>			371	335	284	177									11-30-2023	-	-	
Lincoln Stable Value Account -Z304		Stable Value	-	-	-	-	—	-	-	40.69	✔	—	—	-	-	-	-	-
<i>percentile rank</i>			-	-	-	-												
<i># of funds in category</i>			75	-	-	-									-	-	-	
PIMCO Short-Term Instl	PTSHX	Ultrashort Bond	6.08	1.96	2.27	2.02	✔	1.25	-	13.01	✔	—	—	0.47	✔	3	-	-
<i>percentile rank</i>			31	52	31	9												
<i># of funds in category</i>			245	216	195	116									11-30-2023	-	-	
<b>Target Date</b>																		
American Funds 2010 Trgt Date Retire R6	RFTTX	Target Date	8.67	2.58	6.07	5.10	✔	8.78	-	12.01	✔	—	✔	0.29	✔	2	-	-
<i>percentile rank</i>			74	1	11	1												
<i># of funds in category</i>			127	114	105	50									11-30-2023	-	-	
American Funds 2015 Trgt Date Retire R6	RFJTX	Target Date	9.57	2.74	6.51	5.39	✔	9.44	-	12.01	✔	—	✖	0.30	✔	2	-	-
<i>percentile rank</i>			87	1	11	1												
<i># of funds in category</i>			129	117	103	50									11-30-2023	-	-	
American Funds 2020 Trgt Date Retire R6	RRCTX	Target Date	10.46	2.84	6.89	5.78	✔	9.96	-	12.01	✔	—	✔	0.31	✔	2	-	-
<i>percentile rank</i>			85	1	21	1												
<i># of funds in category</i>			182	158	143	74									11-30-2023	-	-	

# SOCIETY FOR THE PROTECTION OF N H

## Screens Summary (Data as of 12-31-2023)

⊖ Fund Removed from Approved List    ⚠ Fund on Watch List

Name	Ticker	Asset Class	Trailing Performance and Risk				Management			Style		Expense		ESG Metrics				
			1 Yr	3 Yr	5 Yr	10 Yr	Pass/ Fail	Std Dev 3 Yr %	Beta 3 Yr %	Tenure	Pass/ Fail	Style Box	Pass/ Fail	Exp Ratio	Sustain. Rating	Commit. Level	Carbon Risk	
																Updated	Updated	Updated
American Funds 2025 Trgt Date Retire R6	RFDTX	Target Date	11.94	2.87	7.84	6.41	✔	10.74	-	12.01	✔	-	✔	0.32	✔	3	-	Low Risk
<i>percentile rank</i>			73	4	9	4												
<i># of funds in category</i>			278	248	216	126									11-30-2023	-	06-30-2022	
American Funds 2030 Trgt Date Retire R6	RFETX	Target Date	14.52	3.47	8.90	7.25	✔	12.02	-	12.01	✔	-	✔	0.33	✔	3	-	Low Risk
<i>percentile rank</i>			55	4	10	1												
<i># of funds in category</i>			273	247	213	133									11-30-2023	-	12-31-2022	
American Funds 2035 Trgt Date Retire R6	RFFTX	Target Date	16.90	4.20	10.39	8.15	✔	13.47	-	12.01	✔	-	✔	0.35	✔	3	-	Low Risk
<i>percentile rank</i>			40	7	1	1												
<i># of funds in category</i>			273	236	209	123									11-30-2023	-	12-31-2022	
American Funds 2040 Trgt Date Retire R6	RFGTX	Target Date	19.33	4.75	11.17	8.58	✔	14.71	-	12.01	✔	-	✔	0.37	✔	2	-	Low Risk
<i>percentile rank</i>			17	11	6	1												
<i># of funds in category</i>			264	236	207	127									11-30-2023	-	12-31-2022	
American Funds 2045 Trgt Date Retire R6	RFHTX	Target Date	20.15	4.83	11.35	8.73	✔	15.14	-	12.01	✔	-	✔	0.37	✔	2	-	Low Risk
<i>percentile rank</i>			21	31	7	1												
<i># of funds in category</i>			267	237	211	123									11-30-2023	-	12-31-2022	
American Funds 2050 Trgt Date Retire R6	RFITX	Target Date	20.83	4.75	11.41	8.77	✔	15.42	-	12.01	✔	-	✔	0.38	✔	2	-	Low Risk
<i>percentile rank</i>			20	53	6	1												
<i># of funds in category</i>			266	236	210	129									11-30-2023	-	12-31-2022	
American Funds 2055 Trgt Date Retire R6	RFKTX	Target Date	21.40	4.65	11.35	8.73	✔	15.65	-	12.01	✔	-	✔	0.38	✔	2	-	Low Risk
<i>percentile rank</i>			9	59	17	1												
<i># of funds in category</i>			262	232	208	109									11-30-2023	-	12-31-2022	
American Funds 2060 Trgt Date Retire R6	RFUTX	Target Date	21.61	4.62	11.32	-	✔	15.68	-	8.77	✔	-	✔	0.39	✔	2	-	Low Risk
<i>percentile rank</i>			10	64	25	-												
<i># of funds in category</i>			257	224	190	10									11-30-2023	-	12-31-2022	
American Funds 2065 Trgt Date Retire R6	RFVTX	Target Date	21.55	4.65	-	-	✔	15.68	-	4.00	✔	-	✔	0.39	✔	2	-	Low Risk
<i>percentile rank</i>			11	63	-	-												
<i># of funds in category</i>			229	152	11	-									11-30-2023	-	12-31-2022	

### Balanced

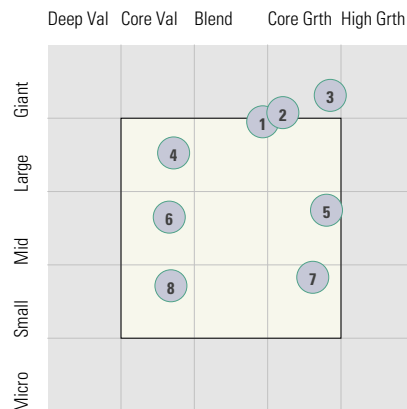
American Funds American Balanced R6	RLBGX	Moderate Allocation	14.37	5.40	9.26	7.88	✔	12.00	-	25.01	✔	-	✔	0.25	✔	2	1-Low	Low Risk
<i>percentile rank</i>			41	14	26	12												
<i># of funds in category</i>			905	850	795	591									11-30-2023	02-15-2022	12-31-2022	

# SOCIETY FOR THE PROTECTION OF N H

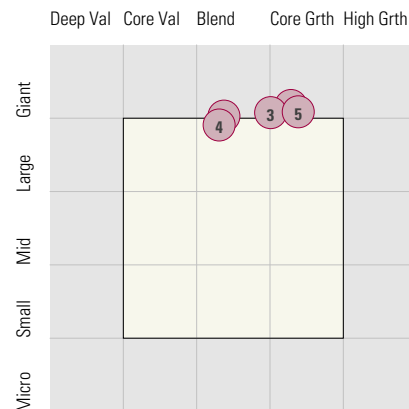
## Style Analysis (Data as of 12-31-2023)

### Style Analysis

Morningstar Style Box US Stock



Morningstar Style Box Non-US Stock



#### US Stock Funds

	Category	Super Sectors %			Asset Allocation %			Avg Mkt Cap M\$	
		Cyclical	Defensive	Sensitive	Cash	US Stock	Foreign		
1	MFS Massachusetts Investors Tr R6	Large Blend	27.68	21.94	50.37	0.53	91.61	7.85	203.75
2	Vanguard FTSE Social Index Admiral	Large Blend Index	29.84	19.66	50.49	0.57	98.28	1.15	261.21
3	MFS Growth R6	Large Growth	27.42	11.69	60.90	1.15	96.07	2.78	394.18
4	Vanguard Value Index Adm	Large Value	30.30	34.17	35.53	0.16	99.06	0.78	109.24
5	MFS Mid Cap Growth R6	Mid-Cap Growth	27.16	18.08	54.77	2.76	88.18	9.07	27.18
6	Vanguard Mid-Cap Value Index Admiral	Mid-Cap Value	42.70	26.97	30.33	0.16	98.41	1.43	25.28
7	Vanguard Small Cap Growth Index Admiral	Small Growth	25.70	22.19	52.12	2.21	96.83	0.96	6.54
8	Vanguard Small Cap Value Index Admiral	Small Value	50.27	14.16	35.57	1.06	98.06	0.88	5.62

#### Non-US Stock Funds

	Category	Super Sectors %			Regional Exposure %			Market Maturity %			
		Cyclical	Defensive	Sensitive	Americas	Greater Asia	Greater Europe	Developed	EM%	Avg Mkt Cap M\$	
1	American Funds New World R6	Diversified Emerging Mkts	38.31	22.24	39.44	35.96	39.10	24.94	57.94	42.06	60.60
2	American Funds Intl Gr and Inc R6	Foreign Large Blend	35.54	24.92	39.53	15.01	27.74	57.25	86.52	13.48	48.53
3	MFS International Equity R6	Foreign Large Growth	36.30	27.37	36.33	6.67	24.36	68.98	95.76	4.24	64.20
4	Vanguard International Value Inv	Foreign Large Value	43.43	16.49	40.07	11.72	37.96	50.32	81.26	18.74	32.73
5	American Funds New Perspective R6	Global Stock	29.33	24.49	46.18	59.28	10.42	30.29	96.07	3.93	117.31

#### Fixed Income Funds

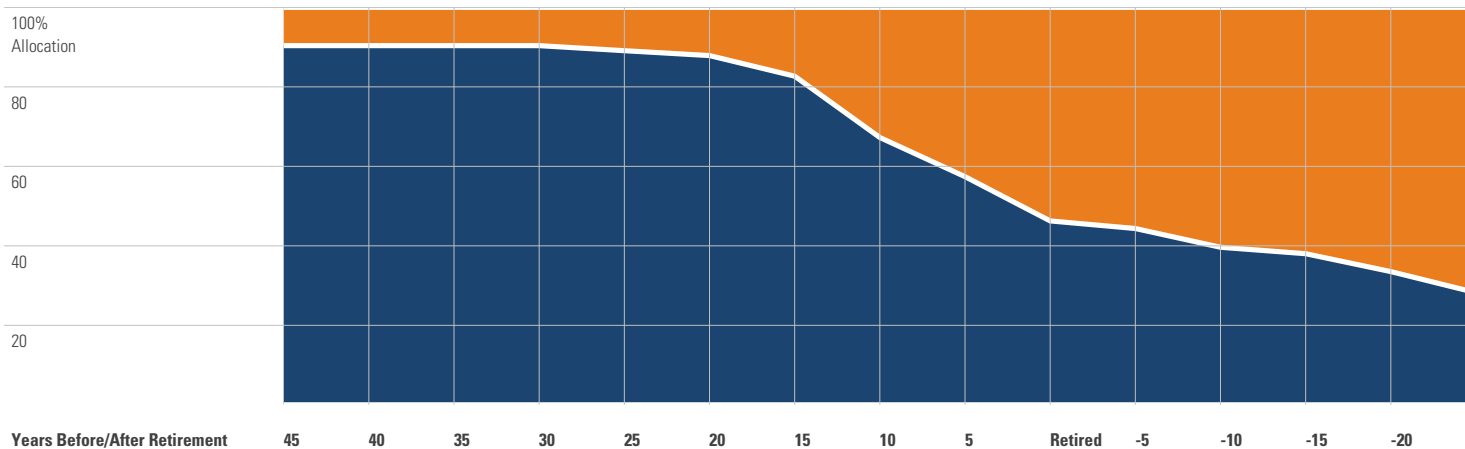
	Category	Super Sectors %				Other Stats		Credit Quality %		
		US Govt Debt	Mtg	US Credit	Non US	Avg Eff Duration	Inv Grade	Below Inv Grade	NR/NA	
1	PIMCO International Bond (USD-Hdg) Instl	Global Bond	43.73	6.71	3.44	0.00	5.91	97.21	2.79	0.00
2	BlackRock High Yield Bond K	High Yield Bond	0.55	0.00	84.55	0.00	3.32	7.34	90.52	2.14
3	Vanguard Inflation-Protected Secs Adm	Inflation-Protected Bond	99.62	0.00	0.00	0.00	6.48	99.91	0.00	0.09
4	Baird Aggregate Bond Inst	Intermediate-Term Bond	22.55	25.51	45.75	0.00	6.15	99.90	0.10	0.00
5	PIMCO Income Instl	Multisector Bond	39.78	12.74	8.62	0.00	4.74	82.84	17.16	0.00
6	Lincoln Stable Value Account -Z304	Stable Value	-	-	-	0.00	-	0.00	0.00	-
7	PIMCO Short-Term Instl	Ultrashort Bond	20.84	1.35	45.07	0.00	0.10	99.45	0.55	0.00

# SOCIETY FOR THE PROTECTION OF N H

## Target Date Analysis (Data as of 12-31-2023)

### Target Date Allocation

● Stocks ● Cash ● Bonds ● Other



### Target Date Portfolio Data

#### Asset Allocation %

	Total Stock	US Stock	Non-US Stock	Total Bond	Infl Prot Bond	HY Bond	Cash	Other	Avg Mkt Cap \$M
American Funds 2010 Trgt Date Retire R6	38.42	28.43	9.99	55.71	12.36	3.83	5.32	0.54	102.59
American Funds 2015 Trgt Date Retire R6	40.30	29.65	10.65	53.78	13.82	5.46	5.34	0.57	105.00
American Funds 2020 Trgt Date Retire R6	44.04	32.31	11.73	50.21	14.92	5.15	5.15	0.58	106.17
American Funds 2025 Trgt Date Retire R6	49.08	35.42	13.66	45.23	15.08	3.87	5.11	0.58	103.12
American Funds 2030 Trgt Date Retire R6	58.18	41.94	16.24	36.16	14.63	1.90	5.08	0.59	95.87
American Funds 2035 Trgt Date Retire R6	68.58	49.09	19.49	25.57	15.33	1.52	5.24	0.62	90.56
American Funds 2040 Trgt Date Retire R6	80.02	56.31	23.71	13.94	13.70	0.79	5.39	0.65	86.03
American Funds 2045 Trgt Date Retire R6	83.88	58.70	25.18	10.13	4.66	0.32	5.33	0.65	84.16
American Funds 2050 Trgt Date Retire R6	84.87	59.34	25.53	9.22	4.71	0.20	5.31	0.59	82.58
American Funds 2055 Trgt Date Retire R6	85.59	59.52	26.07	8.62	4.81	0.13	5.23	0.55	80.33
American Funds 2060 Trgt Date Retire R6	85.64	59.59	26.05	8.61	4.83	0.13	5.19	0.56	78.71
American Funds 2065 Trgt Date Retire R6	85.69	59.62	26.07	8.55	4.78	0.13	5.18	0.56	78.78