

STANDARD SOLAR INC 401K

Screens Summary (Data as of 12-31-2023)

⊖ Fund Removed from Approved List ⚠ Fund on Watch List

Name	Ticker	Asset Class	Trailing Performance and Risk							Management Style			Expense		ESG Metrics			
			1 Yr	3 Yr	5 Yr	10 Yr	Pass/ Fail	Std Dev 3 Yr %	Beta 3 Yr %	Tenure	Pass/ Fail	Style Box	Pass/ Fail	Exp Ratio	Pass/ Fail	Sustain. Rating	Commit. Level	Carbon Risk
US Stock																		
American Funds Invmt Co of Amer R6	RICGX	Large Blend	28.88	11.05	14.47	10.94	✓	16.33	-	31.85	✓	☐	✓	0.27	✓	1	-	Low Risk
<i>percentile rank</i>			11	12	54	46												
<i># of funds in category</i>			1,591	1,445	1,323	996												
															11-30-2023	-	12-31-2022	
Vanguard 500 Index Admiral	VFIAX	Large Blend Index	26.24	9.96	15.65	11.99	✓	17.54	-	6.09	✓	☐	✓	0.04	✓	3	1-Low	Low Risk
<i>percentile rank</i>			27	28	21	10												
<i># of funds in category</i>			1,591	1,445	1,323	996												
															11-30-2023	02-15-2022	12-31-2022	
Brown Advisory Sustainable Growth I	BAFWX	Large Growth	39.07	7.72	18.61	14.87	✓	22.64	-	11.51	✓	☐	✓	0.64	✓	5	3-Advanced	Low Risk
<i>percentile rank</i>			46	26	16	7												
<i># of funds in category</i>			1,294	1,204	1,115	882												
															11-30-2023	02-15-2022	12-31-2022	
Vanguard Value Index Adm	VVIAX	Large Value	9.24	10.61	11.73	9.72	✓	15.91	-	29.02	✓	☐	✓	0.05	✓	3	1-Low	Medium Risk
<i>percentile rank</i>			66	36	44	17												
<i># of funds in category</i>			1,295	1,209	1,150	888												
															11-30-2023	02-15-2022	12-31-2022	
Vanguard Mid-Cap Growth Index Admiral	VMGMX	Mid-Cap Growth	23.14	1.82	13.70	10.12	✓	21.60	-	2.45	✗	☐	✓	0.07	✓	4	1-Low	Medium Risk
<i>percentile rank</i>			34	33	29	31												
<i># of funds in category</i>			603	568	537	434												
															11-30-2023	02-15-2022	12-31-2022	
Vanguard Mid-Cap Value Index Admiral	VMVAX	Mid-Cap Value	9.76	9.18	11.31	8.49	✓	18.77	-	2.45	✗	☐	✓	0.07	✓	4	1-Low	Medium Risk
<i>percentile rank</i>			77	65	55	27												
<i># of funds in category</i>			421	407	386	295												
															11-30-2023	02-15-2022	12-31-2022	
Vanguard Small Cap Growth Index Admiral	VSGAX	Small Growth	21.41	-2.78	10.54	7.86	✓	21.73	-	19.01	✓	☐	✓	0.07	✓	4	1-Low	Medium Risk
<i>percentile rank</i>			17	58	54	53												
<i># of funds in category</i>			626	592	555	433												
															11-30-2023	02-15-2022	12-31-2022	
Vanguard Small Cap Value Index Admiral	VSIAX	Small Value	15.99	10.45	11.85	8.49	✓	20.55	-	7.68	✓	☐	✓	0.07	✓	4	1-Low	Medium Risk
<i>percentile rank</i>			57	50	44	15												
<i># of funds in category</i>			510	475	446	352												
															11-30-2023	02-15-2022	12-31-2022	
Non-US Stock																		
⊖ Calvert Emerging Markets Equity R6	CVMRX	Diversified Emerging Mkts	4.80	-9.04	2.92	-	✗	18.75	-	4.16	✓	☐	✓	0.92	✓	5	4-Leader	Low Risk
<i>percentile rank</i>			91	85	79	-												
<i># of funds in category</i>			847	751	687	428												
															11-30-2023	02-15-2022	12-31-2022	
Hartford Schroders International Stk SDR	SCIJX	Foreign Large Blend	17.11	2.02	10.71	-	✓	17.96	-	13.84	✓	☐	✗	0.71	✓	4	-	Low Risk
<i>percentile rank</i>			48	60	4	-												
<i># of funds in category</i>			837	782	710	467												
															11-30-2023	-	12-31-2022	
Vanguard Developed Markets Index Admiral	VTMGX	Foreign Large Blend Index	17.67	3.55	8.36	4.54	✓	17.84	-	10.86	✓	☐	✓	0.07	✓	2	1-Low	Low Risk
<i>percentile rank</i>			37	37	30	24												
<i># of funds in category</i>			837	782	710	467												
															11-30-2023	02-15-2022	12-31-2022	
American Funds Europacific Growth R6	REGRX	Foreign Large Growth	16.05	-2.66	8.04	4.90	✓	17.92	-	22.60	✓	☐	✓	0.47	✓	2	1-Low	Medium Risk
<i>percentile rank</i>			53	57	60	48												
<i># of funds in category</i>			450	423	365	255												
															11-30-2023	02-15-2022	12-31-2022	
Causeway International Value Instl	CIVIX	Foreign Large Value	27.33	9.00	10.39	4.48	✓	18.86	-	22.19	✓	☐	✗	0.88	✓	3	-	Low Risk
<i>percentile rank</i>			2	14	3	12												
<i># of funds in category</i>			403	367	344	223												
															11-30-2023	-	12-31-2022	

STANDARD SOLAR INC 401K

Screens Summary (Data as of 12-31-2023)

🔴 Fund Removed from Approved List 🟡 Fund on Watch List

Name	Ticker	Asset Class	Trailing Performance and Risk				Management			Style		Expense		ESG Metrics				
			1 Yr	3 Yr	5 Yr	10 Yr	Pass/ Fail	Std Dev 3 Yr %	Beta 3 Yr %	Tenure	Pass/ Fail	Style Box	Pass/ Fail	Exp Ratio	Sustain. Rating	Commit. Level	Carbon Risk	
Vanguard Total World Stock Index Admiral	VTWAX	Global Stock	21.87	5.70	-	-	✔️	16.71	-	10.86	✔️	-	✔️	0.10	✔️	2	1-Low	Low Risk
<i>percentile rank</i>			30	49	-	-												
<i># of funds in category</i>			375	354	314	212									11-30-2023	02-15-2022	12-31-2022	

Alternative																		
DWS Enhanced Commodity Strategy R6	SKRRX	Commodities Broad Basket	-5.17	10.53	6.41	-	✔️	15.06	-	13.76	✔️	-	✔️	0.89	✔️	3	-	-
<i>percentile rank</i>			36	60	87	-												
<i># of funds in category</i>			114	109	104	67									11-30-2023	-	-	
Vanguard Real Estate Index Admiral	VGSLX	Real Estate	11.81	5.02	7.33	7.36	✔️	21.73	-	27.65	✔️	-	✔️	0.12	✔️	3	1-Low	Low Risk
<i>percentile rank</i>			52	62	43	44												
<i># of funds in category</i>			265	249	227	166									11-30-2023	02-15-2022	12-31-2022	

Fixed Income																		
PIMCO International Bond (USD-Hdg) Instl	PFORX	Global Bond	9.49	-0.99	2.04	3.45	✔️	4.97	-	9.27	✔️	-	-	0.63	✔️	3	-	-
<i>percentile rank</i>			18	4	13	1												
<i># of funds in category</i>			114	107	101	63									11-30-2023	-	-	
🟡 Vanguard High-Yield Corporate Adm	VWEAX	High Yield Bond	11.74	1.82	5.21	4.43	✔️	8.26	-	1.34	✖️	-	-	0.13	✔️	-	-	-
<i>percentile rank</i>			64	50	30	17												
<i># of funds in category</i>			706	652	619	465												
Vanguard Inflation-Protected Secs Adm	VAIPX	Inflation-Protected Bond	3.79	-1.12	3.02	2.33	✔️	7.12	-	2.15	✖️	-	-	0.10	✔️	3	-	-
<i>percentile rank</i>			52	55	54	20												
<i># of funds in category</i>			234	221	214	152									11-30-2023	-	-	
Baird Aggregate Bond Inst	BAGIX	Intermediate-Term Bond	6.43	-3.14	1.56	2.25	✔️	7.38	-	23.27	✔️	📄	-	0.30	✔️	3	1-Low	-
<i>percentile rank</i>			20	31	18	9												
<i># of funds in category</i>			566	510	457	329									11-30-2023	02-15-2022	-	
TIAA-CREF Core Impact Bond Instl	TSBIX	Intermediate-Term Bond	6.04	-3.37	1.06	2.30	✔️	7.12	-	11.28	✔️	📄	-	0.37	✔️	4	4-Leader	-
<i>percentile rank</i>			32	45	48	6												
<i># of funds in category</i>			566	510	457	329									11-30-2023	02-15-2022	-	
Lincoln Stable Value Account -LNGPA		Stable Value	-	-	-	-	-	-	-	40.69	✔️	-	-	-	-	-	-	-
<i>percentile rank</i>			-	-	-	-												
<i># of funds in category</i>			75	-	-	-												
Vanguard Ultra-Short-Term Bond Admiral	VUSFX	Ultrashort Bond	5.53	1.74	2.14	-	✔️	1.13	-	5.72	✔️	-	-	0.10	✔️	3	-	-
<i>percentile rank</i>			60	72	43	-												
<i># of funds in category</i>			245	216	195	116									11-30-2023	-	-	

Target Date																		
Vanguard Target Retirement 2020 Fund	VTWNX	Target Date	12.51	1.47	6.61	5.52	✔️	10.04	-	10.86	✔️	-	✔️	0.08	✔️	3	1-Low	-
<i>percentile rank</i>			38	48	40	19												
<i># of funds in category</i>			182	158	143	74									11-30-2023	02-15-2022	-	
Vanguard Target Retirement 2025 Fund	VTTVX	Target Date	14.55	2.03	7.56	6.10	✔️	11.60	-	10.86	✔️	-	✔️	0.08	✔️	3	1-Low	Low Risk
<i>percentile rank</i>			11	31	28	10												
<i># of funds in category</i>			278	248	216	126									11-30-2023	02-15-2022	12-31-2022	

STANDARD SOLAR INC 401K

Screens Summary (Data as of 12-31-2023)

⊖ Fund Removed from Approved List ⚠ Fund on Watch List

Name	Ticker	Asset Class	Trailing Performance and Risk				Management			Style		Expense		ESG Metrics					
			1 Yr	3 Yr	5 Yr	10 Yr	Pass/ Fail	Std Dev 3 Yr %	Beta 3 Yr %	Tenure	Pass/ Fail	Style Box	Pass/ Fail	Exp Ratio	Pass/ Fail	Sustain. Rating	Commit. Level	Carbon Risk	
																	Updated	Updated	Updated
Vanguard Target Retirement 2030 Fund	VTHRX	Target Date	16.03	2.66	8.37	6.58	✔	12.65	-	10.86	✔	-	✔	0.08	✔	3	1-Low	Low Risk	
<i>percentile rank</i>			14	36	39	20													
<i># of funds in category</i>			273	247	213	133									11-30-2023	02-15-2022	12-31-2022		
Vanguard Target Retirement 2035 Fund	VTHX	Target Date	17.14	3.33	9.17	7.06	✔	13.48	-	10.86	✔	-	✔	0.08	✔	3	1-Low	Low Risk	
<i>percentile rank</i>			35	45	49	30													
<i># of funds in category</i>			273	236	209	123									11-30-2023	02-15-2022	12-31-2022		
Vanguard Target Retirement 2040 Fund	VFORX	Target Date	18.34	4.02	9.99	7.52	✔	14.30	-	10.86	✔	-	✔	0.08	✔	3	1-Low	Low Risk	
<i>percentile rank</i>			47	57	49	33													
<i># of funds in category</i>			264	236	207	127									11-30-2023	02-15-2022	12-31-2022		
Vanguard Target Retirement 2045 Fund	VTIVX	Target Date	19.48	4.68	10.76	7.91	✔	15.16	-	10.86	✔	-	✔	0.08	✔	3	1-Low	Low Risk	
<i>percentile rank</i>			46	48	39	26													
<i># of funds in category</i>			267	237	211	123									11-30-2023	02-15-2022	12-31-2022		
Vanguard Target Retirement 2050 Fund	VFIX	Target Date	20.17	4.91	10.93	7.99	✔	15.53	-	10.86	✔	-	✔	0.08	✔	3	1-Low	Low Risk	
<i>percentile rank</i>			45	41	40	23													
<i># of funds in category</i>			266	236	210	129									11-30-2023	02-15-2022	12-31-2022		
Vanguard Target Retirement 2055 Fund	VFFVX	Target Date	20.16	4.92	10.92	7.97	✔	15.53	-	10.86	✔	-	✔	0.08	✔	3	1-Low	Low Risk	
<i>percentile rank</i>			49	40	43	25													
<i># of funds in category</i>			262	232	208	109									11-30-2023	02-15-2022	12-31-2022		
Vanguard Target Retirement 2060 Fund	VTSX	Target Date	20.18	4.92	10.92	7.97	✔	15.52	-	10.86	✔	-	✔	0.08	✔	3	1-Low	Low Risk	
<i>percentile rank</i>			54	44	49	1													
<i># of funds in category</i>			257	224	190	10									11-30-2023	02-15-2022	12-31-2022		
Vanguard Target Retirement 2065 Fund	VLVX	Target Date	20.15	4.95	10.91	-	✔	15.52	-	6.47	✔	-	✔	0.08	✔	3	1-Low	Low Risk	
<i>percentile rank</i>			63	45	85	-													
<i># of funds in category</i>			229	152	11	-									11-30-2023	02-15-2022	12-31-2022		
Vanguard Target Retirement 2070 Fund	VSVNX	Target Date	20.24	-	-	-	-	-	-	1.51	✖	-	✔	0.08	✔	3	-	Low Risk	
<i>percentile rank</i>			58	-	-	-													
<i># of funds in category</i>			229	152	11	-									11-30-2023	-	12-31-2022		
Vanguard Target Retirement Income Fund	VTINX	Target Date	10.74	0.56	4.83	4.09	✔	8.48	-	10.86	✔	-	✔	0.08	✔	3	1-Low	-	
<i>percentile rank</i>			48	42	44	26													
<i># of funds in category</i>			201	183	160	98									11-30-2023	02-15-2022	-		
Balanced																			
Vanguard LifeStrategy Cnsv Gr Inv	VSCGX	Target Risk	12.48	0.46	5.52	4.77	✔	10.09	-	1.85	✖	-	✔	0.12	✔	3	1-Low	-	
<i>percentile rank</i>			11	76	47	21													
<i># of funds in category</i>			528	506	469	346									11-30-2023	07-19-2023	-		
Vanguard LifeStrategy Growth Inv	VASGX	Target Risk	18.55	3.97	9.83	7.36	✔	14.41	-	1.85	✖	-	✔	0.14	✔	3	1-Low	Low Risk	
<i>percentile rank</i>			22	55	32	24													
<i># of funds in category</i>			366	350	324	250									11-30-2023	07-19-2023	12-31-2022		
Vanguard LifeStrategy Income Inv	VASIX	Target Risk	9.48	-1.34	3.27	3.36	✔	8.18	-	1.85	✖	-	✔	0.11	✔	4	1-Low	-	
<i>percentile rank</i>			24	87	62	37													
<i># of funds in category</i>			179	169	153	117									11-30-2023	07-19-2023	-		
Vanguard LifeStrategy Mod Gr Inv Shrs	VSMGX	Target Risk	15.49	2.21	7.68	6.09	✔	12.21	-	1.85	✖	-	✔	0.13	✔	3	1-Low	Low Risk	
<i>percentile rank</i>			30	72	61	47													
<i># of funds in category</i>			905	850	795	591									11-30-2023	07-19-2023	12-31-2022		

©2024 Morningstar Investment Management LLC. All Rights Reserved. Morningstar Investment Management LLC is a registered investment adviser and subsidiary of Morningstar, Inc. The services are either performed by Morningstar Investment Management or an affiliate. The data shown represents past performance which is no guarantee of future performance. The Morningstar name and logo are registered marks of Morningstar, Inc. This report is not complete without the accompanying disclosure. Please visit https://fiduciaryservices.morningstar.com/Disclosures/Fiduciary_Services_Report_Disclosure.pdf to view these disclosures.

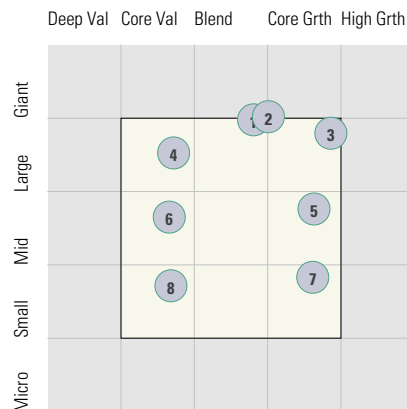


STANDARD SOLAR INC 401K

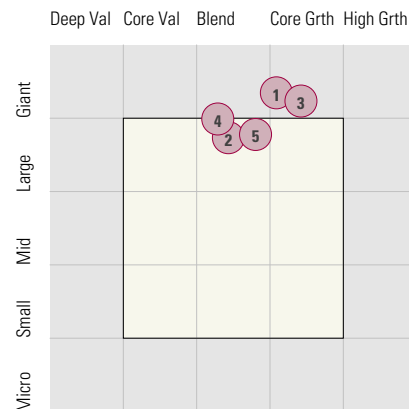
Style Analysis (Data as of 12-31-2023)

Style Analysis

Morningstar Style Box US Stock



Morningstar Style Box Non-US Stock



US Stock Funds

	Category	Super Sectors %			Asset Allocation %			Avg Mkt Cap M\$	
		Cyclical	Defensive	Sensitive	Cash	US Stock	Foreign		
1	American Funds Invmt Co of Amer R6	Large Blend	24.80	22.99	52.21	3.83	87.42	8.60	174.23
2	Vanguard 500 Index Admiral	Large Blend Index	28.24	21.13	50.64	0.27	99.17	0.56	241.88
3	Brown Advisory Sustainable Growth I	Large Growth	26.90	18.95	54.15	1.86	98.14	0.00	169.58
4	Vanguard Value Index Adm	Large Value	30.30	34.17	35.53	0.16	99.06	0.78	109.24
5	Vanguard Mid-Cap Growth Index Admiral	Mid-Cap Growth	24.35	15.40	60.26	0.30	98.24	1.45	30.73
6	Vanguard Mid-Cap Value Index Admiral	Mid-Cap Value	42.70	26.97	30.33	0.16	98.41	1.43	25.28
7	Vanguard Small Cap Growth Index Admiral	Small Growth	25.70	22.19	52.12	2.21	96.83	0.96	6.54
8	Vanguard Small Cap Value Index Admiral	Small Value	50.27	14.16	35.57	1.06	98.06	0.88	5.62

Non-US Stock Funds

	Category	Super Sectors %			Regional Exposure %			Market Maturity %			
		Cyclical	Defensive	Sensitive	Americas	Greater Asia	Greater Europe	Developed	EM%	Avg Mkt Cap M\$	
1	Hartford Schrodgers International Stk SDR	Foreign Large Blend	27.52	32.29	40.20	7.33	27.48	65.19	90.11	9.89	82.06
2	Vanguard Developed Markets Index Admiral	Foreign Large Blend Index	41.06	21.35	37.60	10.38	36.03	53.58	99.41	0.59	31.81
3	American Funds Europacific Growth R6	Foreign Large Growth	34.87	22.81	42.31	14.94	35.51	49.55	82.04	17.96	56.54
4	Causeway International Value Instl	Foreign Large Value	34.17	31.67	34.17	2.90	13.76	83.34	98.73	1.27	53.51
5	Vanguard Total World Stock Index Admiral	Global Stock	34.44	20.09	45.48	64.64	17.98	17.38	92.13	7.87	81.34

Fixed Income Funds

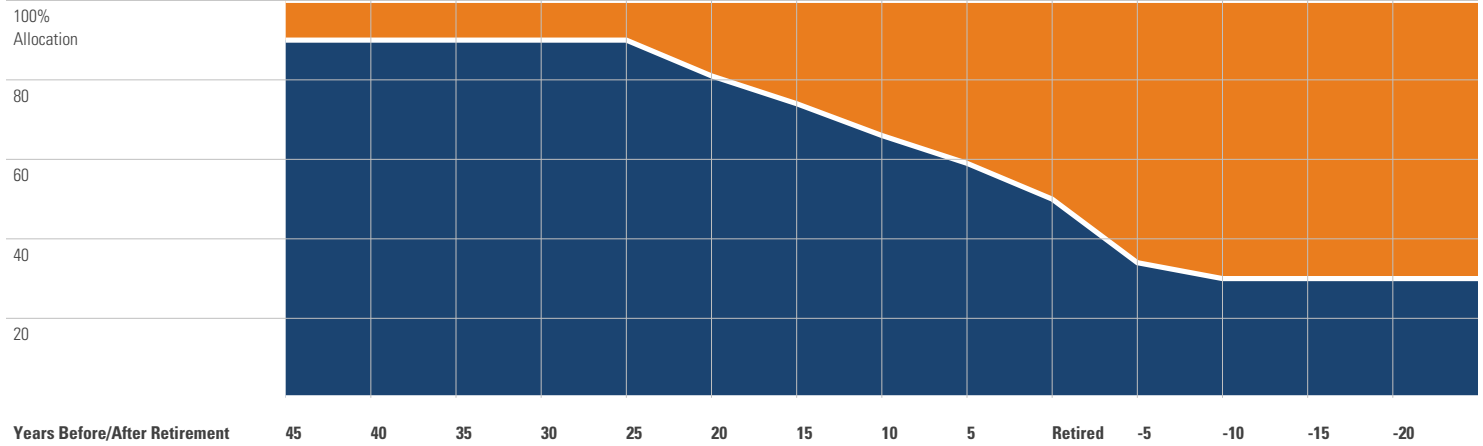
	Category	Super Sectors %				Other Stats		Credit Quality %		
		US Govt Debt	Mtg	US Credit	Non US	Avg Eff Duration	Inv Grade	Below Inv Grade	NR/NA	
1	PIMCO International Bond (USD-Hdg) Instl	Global Bond	43.73	6.71	3.44	0.00	5.91	97.21	2.79	0.00
2	Vanguard High-Yield Corporate Adm	High Yield Bond	5.77	0.00	88.73	0.00	3.68	11.43	88.17	0.40
3	Vanguard Inflation-Protected Secs Adm	Inflation-Protected Bond	99.62	0.00	0.00	0.00	6.48	99.91	0.00	0.09
4	Baird Aggregate Bond Inst	Intermediate-Term Bond	22.55	25.51	45.75	0.00	6.15	99.90	0.10	0.00
5	TIAA-CREF Core Impact Bond Instl	Intermediate-Term Bond	23.21	26.44	40.28	0.00	6.22	91.32	3.17	5.51
6	Lincoln Stable Value Account -LNGPA	Stable Value	-	-	-	0.00	-	0.00	0.00	-
7	Vanguard Ultra-Short-Term Bond Admiral	Ultrashort Bond	9.95	0.27	79.16	0.00	0.91	99.99	0.00	0.01

STANDARD SOLAR INC 401K

Target Date Analysis (Data as of 12-31-2023)

Target Date Allocation

● Stocks ● Cash ● Bonds ● Other



Target Date Portfolio Data

Asset Allocation %

	Total Stock	US Stock	Non-US Stock	Total Bond	Infl Prot Bond	HY Bond	Cash	Other	Avg Mkt Cap \$M
Vanguard Target Retirement 2020 Fund	39.11	23.44	15.67	58.49	15.34	0.22	2.35	0.04	79.33
Vanguard Target Retirement 2025 Fund	52.55	31.53	21.02	45.14	8.37	0.19	2.27	0.05	79.42
Vanguard Target Retirement 2030 Fund	61.64	37.24	24.40	36.29	0.00	0.17	2.03	0.04	79.98
Vanguard Target Retirement 2035 Fund	68.96	42.13	26.83	28.84	0.00	0.13	2.15	0.05	80.90
Vanguard Target Retirement 2040 Fund	76.25	46.58	29.67	21.79	0.00	0.10	1.90	0.05	80.91
Vanguard Target Retirement 2045 Fund	83.26	50.88	32.38	14.53	0.00	0.07	2.16	0.06	80.93
Vanguard Target Retirement 2050 Fund	88.46	53.23	35.23	9.48	0.00	0.04	1.99	0.07	79.66
Vanguard Target Retirement 2055 Fund	88.38	53.10	35.28	9.58	0.00	0.04	1.96	0.07	79.53
Vanguard Target Retirement 2060 Fund	88.36	53.05	35.31	9.52	0.00	0.04	2.08	0.07	79.48
Vanguard Target Retirement 2065 Fund	88.23	53.00	35.23	9.47	0.00	0.04	2.23	0.07	79.52
Vanguard Target Retirement 2070 Fund	88.52	53.38	35.14	9.88	0.00	0.04	1.54	0.07	79.83
Vanguard Target Retirement Income Fund	29.21	17.50	11.71	68.26	18.43	0.25	2.49	0.04	79.29