



**STIR LLC 401K PLAN**

## Screens Summary (Data as of 12-31-2023)

 Fund Removed from Approved List
  Fund on Watch List

Name	Ticker	Asset Class	Trailing Performance and Risk							Management Style			Expense		ESG Metrics			
			1 Yr	3 Yr	5 Yr	10 Yr	Pass/ Fail	Std Dev 3 Yr %	Beta 3 Yr %	Tenure	Pass/ Fail	Style Box	Pass/ Fail	Exp Ratio	Pass/ Fail	Sustain. Rating <i>Updated</i>	Commit. Level <i>Updated</i>	Carbon Risk <i>Updated</i>
<b>US Stock</b>																		
Vanguard Dividend Growth Inv	VDIGX	Large Blend	8.10	8.68	13.50	10.76	✓	15.01	-	1.50	✖	☒	✓	0.30	✓	3	2-Basic	Low Risk
<i>percentile rank</i>			97	58	73	51												
<i># of funds in category</i>			1,591	1,445	1,323	996									11-30-2023	02-15-2022	12-31-2022	
Vanguard 500 Index Admiral	VFIAX	Large Blend Index	26.24	9.96	15.65	11.99	✓	17.54	-	6.09	✓	☒	✓	0.04	✓	3	1-Low	Low Risk
<i>percentile rank</i>			27	28	21	10												
<i># of funds in category</i>			1,591	1,445	1,323	996									11-30-2023	02-15-2022	12-31-2022	
MFS Growth R6	MFEKX	Large Growth	36.25	5.14	16.10	13.04	✓	20.18	-	21.76	✓	☒	✓	0.50	✓	4	2-Basic	Low Risk
<i>percentile rank</i>			55	59	47	30												
<i># of funds in category</i>			1,294	1,204	1,115	882									11-30-2023	02-15-2022	12-31-2022	
Invesco Diversified Dividend R6	LCEFX	Large Value	9.15	8.75	10.18	7.97	✓	15.19	-	7.85	✓	☒	✓	0.46	✓	3	-	Medium Risk
<i>percentile rank</i>			67	71	75	65												
<i># of funds in category</i>			1,295	1,209	1,150	888									11-30-2023	-	12-31-2022	
MFS Mid Cap Growth R6	OTCKX	Mid-Cap Growth	21.50	-0.18	13.25	11.02	✓	20.09	-	15.12	✓	☒	✓	0.66	✓	4	2-Basic	Low Risk
<i>percentile rank</i>			45	51	40	11												
<i># of funds in category</i>			603	568	537	434									11-30-2023	02-15-2022	12-31-2022	
Vanguard Selected Value Inv	VASVX	Mid-Cap Value	25.33	14.01	15.23	8.78	✓	20.82	-	18.86	✓	☒	✓	0.38	✓	4	-	Medium Risk
<i>percentile rank</i>			6	14	9	21												
<i># of funds in category</i>			421	407	386	295									11-30-2023	-	12-31-2022	
PGIM Jennison Small Company R6	PJSQX	Small Growth	12.02	5.72	14.25	9.24	✓	19.55	-	10.10	✓	☒	✖	0.69	✓	3	-	Medium Risk
<i>percentile rank</i>			80	7	11	23												
<i># of funds in category</i>			626	592	555	433									11-30-2023	-	12-31-2022	
DFA US Small Cap Value I	DFSVX	Small Value	18.91	17.07	14.14	7.99	✓	22.14	-	11.85	✓	☒	✓	0.30	✓	2	-	Medium Risk
<i>percentile rank</i>			34	11	18	23												
<i># of funds in category</i>			510	475	446	352									11-30-2023	-	12-31-2022	
<b>Non-US Stock</b>																		
American Funds New World R6	RNWGX	Diversified Emerging Mkts	16.22	-1.49	8.93	5.51	✓	16.09	-	24.56	✓	☒	✓	0.57	✓	3	1-Low	Medium Risk
<i>percentile rank</i>			24	34	9	4												
<i># of funds in category</i>			847	751	687	428									11-30-2023	02-15-2022	12-31-2022	
American Funds Intl Gr and Inc R6	RIGGX	Foreign Large Blend	15.72	2.64	8.33	4.04	✓	16.69	-	15.26	✓	☒	✓	0.54	✓	2	1-Low	Low Risk
<i>percentile rank</i>			63	53	31	52												
<i># of funds in category</i>			837	782	710	467									11-30-2023	02-15-2022	12-31-2022	
Invesco Oppenheimer International Gr R6	OIGIX	Foreign Large Growth	21.20	-0.60	9.20	4.22	✓	21.44	-	27.79	✓	☒	✓	0.69	✓	4	-	Low Risk
<i>percentile rank</i>			9	43	39	68												
<i># of funds in category</i>			450	423	365	255									11-30-2023	-	12-31-2022	
Vanguard International Value Inv	VTRIX	Foreign Large Value	16.15	3.47	7.77	3.78	✓	17.31	-	13.60	✓	☒	✖	0.38	✓	2	-	Medium Risk
<i>percentile rank</i>			71	84	42	37												
<i># of funds in category</i>			403	367	344	223									11-30-2023	-	12-31-2022	
American Funds Capital World Gr&Inc R6	RWIGX	Global Stock	21.22	5.03	11.02	7.59	✓	16.60	-	17.92	✓	—	✓	0.42	✓	2	1-Low	Low Risk
<i>percentile rank</i>			33	58	45	47												
<i># of funds in category</i>			375	354	314	212									11-30-2023	05-18-2022	12-31-2022	

# STIR LLC 401K PLAN

## Screens Summary (Data as of 12-31-2023)

🚫 Fund Removed from Approved List    ⚠️ Fund on Watch List

Name	Ticker	Asset Class	Trailing Performance and Risk				Management			Style		Expense		ESG Metrics				
			1 Yr	3 Yr	5 Yr	10 Yr	Pass/ Fail	Std Dev 3 Yr %	Beta 3 Yr %	Tenure	Pass/ Fail	Style Box	Pass/ Fail	Exp Ratio	Sustain. Rating Updated	Commit. Level Updated	Carbon Risk Updated	
<b>Alternative</b>																		
PIMCO Commodity Real Ret Strat Instl	PCRIX	Commodities Broad Basket	-7.36	10.41	8.78	-0.61	✔️	18.05	-	5.17	✔️	—	—	0.99	✔️	3	-	-
<i>percentile rank</i>			60	63	33	55												
<i># of funds in category</i>			114	109	104	67									06-30-2023	-	-	
Vanguard Real Estate Index Admiral	VGSLX	Real Estate	11.81	5.02	7.33	7.36	✔️	21.73	-	27.65	✔️	—	✔️	0.12	✔️	3	1-Low	Low Risk
<i>percentile rank</i>			52	62	43	44												
<i># of funds in category</i>			265	249	227	166									11-30-2023	02-15-2022	12-31-2022	
<b>Fixed Income</b>																		
PIMCO International Bond (USD-Hdg) Instl	PFORX	Global Bond	9.49	-0.99	2.04	3.45	✔️	4.97	-	9.27	✔️	—	—	0.63	✔️	3	-	-
<i>percentile rank</i>			18	4	13	1												
<i># of funds in category</i>			114	107	101	63									11-30-2023	-	-	
Eaton Vance Income Fund of Boston R6	EIBRX	High Yield Bond	12.15	3.06	5.52	-	✔️	7.89	-	9.16	✔️	—	—	0.66	✔️	-	-	-
<i>percentile rank</i>			55	20	20	-												
<i># of funds in category</i>			706	652	619	465												
Vanguard Inflation-Protected Secs Adm	VAIPX	Inflation-Protected Bond	3.79	-1.12	3.02	2.33	✔️	7.12	-	2.15	❌	—	—	0.10	✔️	3	-	-
<i>percentile rank</i>			52	55	54	20												
<i># of funds in category</i>			234	221	214	152									11-30-2023	-	-	
Baird Aggregate Bond Inst	BAGIX	Intermediate-Term Bond	6.43	-3.14	1.56	2.25	✔️	7.38	-	23.27	✔️	📊	—	0.30	✔️	3	1-Low	-
<i>percentile rank</i>			20	31	18	9												
<i># of funds in category</i>			566	510	457	329									11-30-2023	02-15-2022	-	
PIMCO Income Instl	PIMIX	Multisector Bond	9.32	1.12	3.40	4.44	✔️	6.26	-	16.77	✔️	—	—	0.62	✔️	4	-	-
<i>percentile rank</i>			31	25	38	1												
<i># of funds in category</i>			371	335	284	177									11-30-2023	-	-	
Lincoln Stable Value Account -LNGPA		Stable Value	-	-	-	-	—	-	-	40.69	✔️	—	—	-	-	-	-	-
<i>percentile rank</i>			-	-	-	-												
<i># of funds in category</i>			75	-	-	-												
Federated Hermes Govt Ultrashort R6	FGULX	Ultrashort Bond	5.13	1.85	1.82	-	✔️	0.86	-	26.49	✔️	—	—	0.24	✔️	-	-	-
<i>percentile rank</i>			79	65	77	-												
<i># of funds in category</i>			245	216	195	116												
<b>Target Date</b>																		
T. Rowe Price Retirement I 2010 I	TRPAX	Target Date	12.55	1.85	6.60	-	✔️	9.76	-	8.26	✔️	—	✔️	0.34	✔️	3	1-Low	-
<i>percentile rank</i>			6	6	1	-												
<i># of funds in category</i>			127	114	105	50									11-30-2023	02-15-2022	-	
T. Rowe Price Retirement I 2015 I	TRFGX	Target Date	13.06	2.12	7.15	-	✔️	10.16	-	8.26	✔️	—	✔️	0.35	✔️	3	1-Low	-
<i>percentile rank</i>			6	7	1	-												
<i># of funds in category</i>			129	117	103	50									11-30-2023	02-15-2022	-	
T. Rowe Price Retirement I 2020 I	TRBRX	Target Date	13.65	2.45	7.79	-	✔️	10.60	-	8.26	✔️	—	✔️	0.37	✔️	3	1-Low	-
<i>percentile rank</i>			9	6	3	-												
<i># of funds in category</i>			182	158	143	74									11-30-2023	02-15-2022	-	

©2024 Morningstar Investment Management LLC. All Rights Reserved. Morningstar Investment Management LLC is a registered investment adviser and subsidiary of Morningstar, Inc. The services are either performed by Morningstar Investment Management or an affiliate. The data shown represents past performance which is no guarantee of future performance. The Morningstar name and logo are registered marks of Morningstar, Inc. This report is not complete without the accompanying disclosure. Please visit [https://fiduciaryservices.morningstar.com/Disclosures/Fiduciary\\_Services\\_Report\\_Disclosure.pdf](https://fiduciaryservices.morningstar.com/Disclosures/Fiduciary_Services_Report_Disclosure.pdf) to view these disclosures.



# STIR LLC 401K PLAN

## Screens Summary (Data as of 12-31-2023)

Fund Removed from Approved List Fund on Watch List

Name	Ticker	Asset Class	Trailing Performance and Risk								Management		Style		Expense		ESG Metrics		
			1 Yr	3 Yr	5 Yr	10 Yr	Pass/ Fail	Std Dev 3 Yr %	Beta 3 Yr %	Tenure	Pass/ Fail	Style Box	Pass/ Fail	Exp Ratio	Pass/ Fail	Sustain. Rating	Commit. Level	Carbon Risk	
																Updated	Updated	Updated	
T. Rowe Price Retirement I 2025 I	TRPHX	Target Date	14.71	2.80	8.57	-		11.48	-	8.26		-		0.38		3	1-Low	Low Risk	
<i>percentile rank</i>			5	6	1	-													
<i># of funds in category</i>			278	248	216	126									11-30-2023	02-15-2022	12-31-2021		
T. Rowe Price Retirement I 2030 I	TRPCX	Target Date	16.54	3.29	9.40	-		12.89	-	8.26		-		0.40		3	1-Low	Low Risk	
<i>percentile rank</i>			6	11	1	-													
<i># of funds in category</i>			273	247	213	133									11-30-2023	02-15-2022	12-31-2022		
T. Rowe Price Retirement I 2035 I	TRPJX	Target Date	18.32	3.87	10.20	-		14.13	-	8.26		-		0.42		3	1-Low	Low Risk	
<i>percentile rank</i>			4	16	10	-													
<i># of funds in category</i>			273	236	209	123									11-30-2023	02-15-2022	12-31-2022		
T. Rowe Price Retirement I 2040 I	TRPDX	Target Date	19.80	4.32	10.87	-		15.14	-	8.26		-		0.43		3	1-Low	Low Risk	
<i>percentile rank</i>			10	37	13	-													
<i># of funds in category</i>			264	236	207	127									11-30-2023	02-15-2022	12-31-2022		
T. Rowe Price Retirement I 2045 I	TRPKX	Target Date	20.63	4.70	11.33	-		15.61	-	8.26		-		0.44		3	1-Low	Low Risk	
<i>percentile rank</i>			14	44	10	-													
<i># of funds in category</i>			267	237	211	123									11-30-2023	02-15-2022	12-31-2022		
T. Rowe Price Retirement I 2050 I	TRPMX	Target Date	20.92	4.77	11.38	-		15.80	-	8.26		-		0.45		3	1-Low	Low Risk	
<i>percentile rank</i>			18	52	11	-													
<i># of funds in category</i>			266	236	210	129									11-30-2023	02-15-2022	12-31-2022		
T. Rowe Price Retirement I 2055 I	TRPNX	Target Date	20.93	4.77	11.37	-		15.84	-	8.26		-		0.46		3	1-Low	Low Risk	
<i>percentile rank</i>			23	55	17	-													
<i># of funds in category</i>			262	232	208	109									11-30-2023	02-15-2022	12-31-2022		
T. Rowe Price Retirement I 2060 I	TRPLX	Target Date	20.95	4.77	11.38	-		15.84	-	8.26		-		0.46		3	1-Low	Low Risk	
<i>percentile rank</i>			29	54	21	-													
<i># of funds in category</i>			257	224	190	10									11-30-2023	02-15-2022	12-31-2022		
<b>Balanced</b>																			
American Funds American Balanced R6	RLBGX	Moderate Allocation	14.37	5.40	9.26	7.88		12.00	-	25.01		-		0.25		2	1-Low	Low Risk	
<i>percentile rank</i>			41	14	26	12													
<i># of funds in category</i>			905	850	795	591									11-30-2023	02-15-2022	12-31-2022		

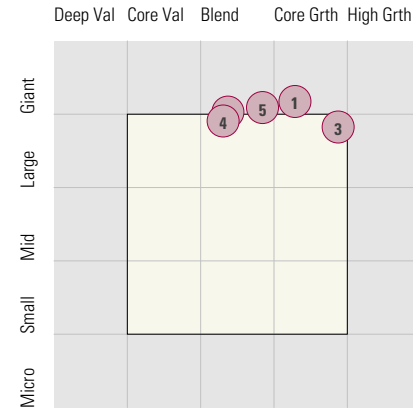
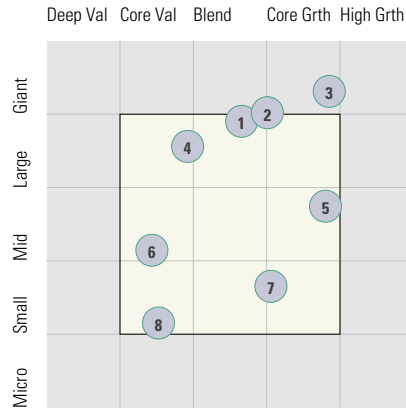
# STIR LLC 401K PLAN

## Style Analysis (Data as of 12-31-2023)

### Style Analysis

Morningstar Style Box US Stock

Morningstar Style Box Non-US Stock



**US Stock Funds**

	Category	Super Sectors %			Asset Allocation %			Avg Mkt Cap M\$	
		Cyclical	Defensive	Sensitive	Cash	US Stock	Foreign		
1	Vanguard Dividend Growth Inv	Large Blend	33.94	35.31	30.76	1.44	92.51	6.04	162.71
2	Vanguard 500 Index Admiral	Large Blend Index	28.24	21.13	50.64	0.27	99.17	0.56	241.88
3	MFS Growth R6	Large Growth	27.42	11.69	60.90	1.15	96.07	2.78	394.18
4	Invesco Diversified Dividend R6	Large Value	31.95	33.74	34.32	1.88	91.90	6.22	105.39
5	MFS Mid Cap Growth R6	Mid-Cap Growth	27.16	18.08	54.77	2.76	88.18	9.07	27.18
6	Vanguard Selected Value Inv	Mid-Cap Value	52.45	13.38	34.17	5.21	85.04	9.74	8.60
7	PGIM Jennison Small Company R6	Small Growth	40.39	18.70	40.93	2.55	92.75	4.71	4.76
8	DFA US Small Cap Value I	Small Value	49.96	9.71	40.32	1.10	96.43	2.43	2.65

**Non-US Stock Funds**

	Category	Super Sectors %			Regional Exposure %			Market Maturity %			
		Cyclical	Defensive	Sensitive	Americas	Greater Asia	Greater Europe	Developed	EM%	Avg Mkt Cap M\$	
1	American Funds New World R6	Diversified Emerging Mkts	38.31	22.24	39.44	35.96	39.10	24.94	57.94	42.06	60.60
2	American Funds Intl Gr and Inc R6	Foreign Large Blend	35.54	24.92	39.53	15.01	27.74	57.25	86.52	13.48	48.53
3	Invesco Oppenheimer International Gr R6	Foreign Large Growth	31.94	24.80	43.26	12.94	15.41	71.66	95.44	4.56	43.05
4	Vanguard International Value Inv	Foreign Large Value	43.43	16.49	40.07	11.72	37.96	50.32	81.26	18.74	32.73
5	American Funds Capital World Gr&Inc R6	Global Stock	28.32	25.88	45.79	56.37	16.77	26.85	92.60	7.40	100.23

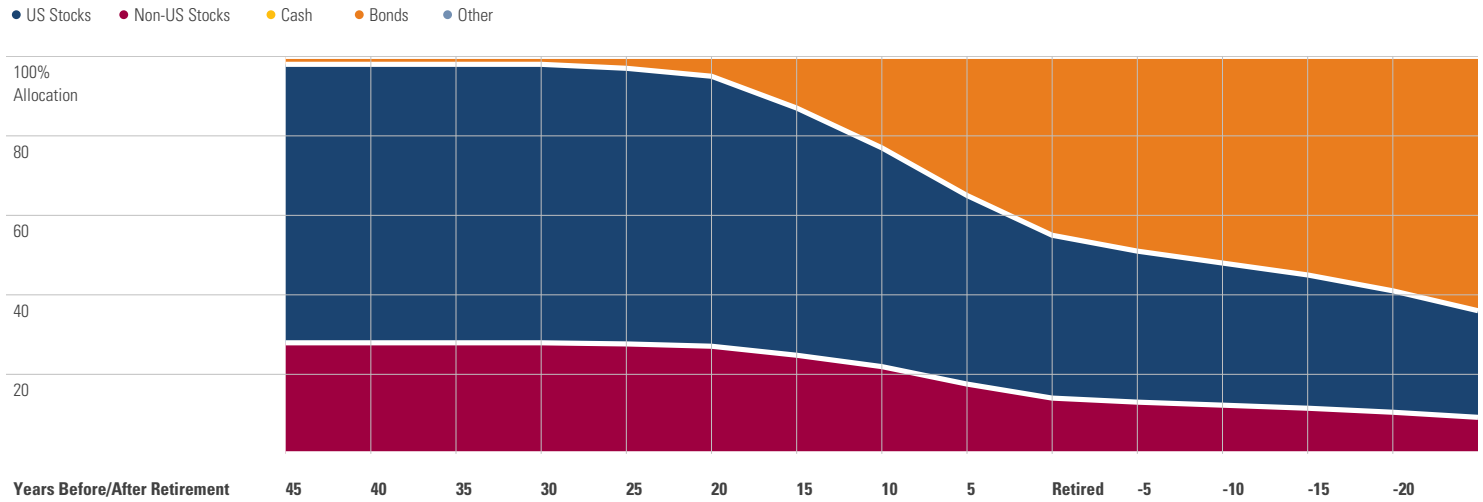
**Fixed Income Funds**

	Category	Super Sectors %				Other Stats		Credit Quality %		
		US Govt Debt	Mtg	US Credit	Non US	Avg Eff Duration	Inv Grade	Below Inv Grade	NR/NA	
1	PIMCO International Bond (USD-Hdg) Instl	Global Bond	43.73	6.71	3.44	0.00	5.91	97.21	2.79	0.00
2	Eaton Vance Income Fund of Boston R6	High Yield Bond	0.00	0.00	89.80	0.00	3.66	6.17	91.33	2.50
3	Vanguard Inflation-Protected Secs Adm	Inflation-Protected Bond	99.62	0.00	0.00	0.00	6.48	99.91	0.00	0.09
4	Baird Aggregate Bond Inst	Intermediate-Term Bond	22.55	25.51	45.75	0.00	6.15	99.90	0.10	0.00
5	PIMCO Income Instl	Multisector Bond	39.78	12.74	8.62	0.00	4.74	82.84	17.16	0.00
6	Lincoln Stable Value Account -LNGPA	Stable Value	-	-	-	0.00	-	0.00	0.00	-
7	Federated Hermes Govt Ultrashort R6	Ultrashort Bond	3.96	68.84	0.00	0.00	0.57	100.00	0.00	0.00

# STIR LLC 401K PLAN

## Target Date Analysis (Data as of 12-31-2023)

### Target Date Allocation



### Target Date Portfolio Data

#### Asset Allocation %

	Total Stock	US Stock	Non-US Stock	Total Bond	Infl Prot Bond	HY Bond	Cash	Other	Avg Mkt Cap \$M
T. Rowe Price Retirement   2010 I	41.08	27.83	13.25	48.11	25.84	6.82	6.86	3.95	72.58
T. Rowe Price Retirement   2015 I	43.78	29.57	14.21	45.25	23.71	6.51	6.78	4.19	72.43
T. Rowe Price Retirement   2020 I	46.78	31.52	15.26	42.08	21.58	6.22	6.66	4.49	73.09
T. Rowe Price Retirement   2025 I	52.96	35.64	17.32	36.24	18.16	5.20	6.65	4.14	73.26
T. Rowe Price Retirement   2030 I	65.08	43.91	21.17	26.41	10.17	3.60	6.11	2.41	73.87
T. Rowe Price Retirement   2035 I	77.87	52.74	25.13	16.30	1.86	2.02	5.14	0.70	74.87
T. Rowe Price Retirement   2040 I	86.97	58.86	28.11	7.84	1.54	0.72	4.44	0.75	74.88
T. Rowe Price Retirement   2045 I	92.78	62.93	29.85	2.55	0.87	0.03	3.90	0.78	74.67
T. Rowe Price Retirement   2050 I	94.44	64.06	30.38	1.01	0.39	0.01	3.76	0.79	74.70
T. Rowe Price Retirement   2055 I	95.04	64.47	30.57	0.95	0.66	0.01	3.22	0.79	74.73
T. Rowe Price Retirement   2060 I	95.04	64.49	30.55	0.95	0.66	0.01	3.22	0.79	74.79