

# SAGINAW CONTROL AND ENGINEERING INC

## Screens Summary (Data as of 12-31-2023)

⊖ Fund Removed from Approved List    ⚠ Fund on Watch List

Name	Ticker	Asset Class	Trailing Performance and Risk				Management Style				Expense			ESG Metrics				
			1 Yr	3 Yr	5 Yr	10 Yr	Pass/ Fail	Std Dev 3 Yr %	Beta 3 Yr %	Tenure	Pass/ Fail	Style Box	Pass/ Fail	Exp Ratio	Pass/ Fail	Sustain. Rating	Commit. Level	Carbon Risk
															Updated	Updated	Updated	
<b>US Stock</b>																		
American Funds Invmt Co of Amer R6	RICGX	Large Blend	28.88	11.05	14.47	10.94	✓	16.33	-	31.85	✓	☒	✓	0.27	✓	1	-	Low Risk
<i>percentile rank</i>			11	12	54	46												
<i># of funds in category</i>			1,591	1,445	1,323	996												
															11-30-2023	-	12-31-2022	
State St Russell Lg Cap Gr® Indx NL Cl C		Large Growth	42.67	8.82	19.46	14.81	—	20.80	-	24.52	✓	☒	✓	0.04	✓	3	-	Low Risk
<i>percentile rank</i>			-	-	-	-												
<i># of funds in category</i>			1,294	1,204	1,115	882												
															11-30-2023	-	12-31-2022	
State St Russell Lg Cp Val® Indx NL Cl C		Large Value	11.48	8.81	10.92	8.41	—	16.73	-	24.86	✓	☒	✓	0.04	✓	3	-	Medium Risk
<i>percentile rank</i>			-	-	-	-												
<i># of funds in category</i>			1,295	1,209	1,150	888												
															11-30-2023	-	12-31-2022	
ClearBridge Mid Cap IS	LSIRX	Mid-Cap Blend	13.90	3.33	11.40	7.48	✓	19.50	-	18.65	✓	☒	✓	0.76	✓	3	-	Medium Risk
<i>percentile rank</i>			68	85	71	74												
<i># of funds in category</i>			473	432	403	267												
															11-30-2023	-	12-31-2022	
State St Russell Sm Cap® Gr Indx NL Cl C		Small Growth	18.52	-3.63	9.04	7.02	✓	22.07	-	14.33	✓	☒	✓	0.05	✓	3	-	Medium Risk
<i>percentile rank</i>			40	65	78	75												
<i># of funds in category</i>			626	592	555	433												
															11-30-2023	-	12-31-2022	
State St Russell Sm Cp® Val Indx NL Cl C		Small Value	14.61	7.83	10.01	6.74	—	22.06	-	14.33	✓	☒	✓	0.05	✓	2	-	Medium Risk
<i>percentile rank</i>			-	-	-	-												
<i># of funds in category</i>			510	475	446	352												
															11-30-2023	-	12-31-2022	
<b>Non-US Stock</b>																		
Vanguard Emerging Mkts Stock Idx Adm	VEMAX	Diversified Emerging Mkts	9.21	-3.25	4.66	2.98	✓	16.22	-	15.35	✓	☒	✓	0.14	✓	2	1-Low	Medium Risk
<i>percentile rank</i>			70	43	43	38												
<i># of funds in category</i>			847	751	687	428												
															11-30-2023	02-15-2022	12-31-2022	
American Funds Intl Gr and Inc R6	RIGGX	Foreign Large Blend	15.72	2.64	8.33	4.04	✓	16.69	-	15.26	✓	☒	✓	0.54	✓	2	1-Low	Low Risk
<i>percentile rank</i>			63	53	31	52												
<i># of funds in category</i>			837	782	710	467												
															11-30-2023	02-15-2022	12-31-2022	
Vanguard Developed Markets Index Admiral	VTMGX	Foreign Large Blend Index	17.67	3.55	8.36	4.54	✓	17.84	-	10.86	✓	☒	✓	0.07	✓	2	1-Low	Low Risk
<i>percentile rank</i>			37	37	30	24												
<i># of funds in category</i>			837	782	710	467												
															11-30-2023	02-15-2022	12-31-2022	
<b>Alternative</b>																		
Vanguard Real Estate Index Admiral	VGSIX	Real Estate	11.81	5.02	7.33	7.36	✓	21.73	-	27.65	✓	—	✓	0.12	✓	3	1-Low	Low Risk
<i>percentile rank</i>			52	62	43	44												
<i># of funds in category</i>			265	249	227	166												
															11-30-2023	02-15-2022	12-31-2022	
<b>Fixed Income</b>																		
Baird Core Plus Bond Inst	BCOIX	Core Plus Bond	6.89	-2.67	2.01	2.54	✓	7.26	-	23.27	✓	—	—	0.30	✓	3	1-Low	-
<i>percentile rank</i>			28	31	23	13												
<i># of funds in category</i>			698	628	592	414												
															11-30-2023	02-15-2022	-	

# SAGINAW CONTROL AND ENGINEERING INC

## Screens Summary (Data as of 12-31-2023)

🚫 Fund Removed from Approved List    ⚠️ Fund on Watch List

Name	Ticker	Asset Class	Trailing Performance and Risk				Management			Style		Expense		ESG Metrics				
			1 Yr	3 Yr	5 Yr	10 Yr	Pass/ Fail	Std Dev 3 Yr %	Beta 3 Yr %	Tenure	Pass/ Fail	Style Box	Pass/ Fail	Exp Ratio	Sustain. Rating	Commit. Level	Carbon Risk	
🚫 Western Asset Core Plus Bond IS	WAPSX	Core Plus Bond	6.92	-5.21	0.93	2.36	✔️	10.53	-	17.01	✔️	—	—	0.42	✔️	3	-	-
percentile rank			27	99	80	21												
# of funds in category			698	628	592	414												
															Updated	Updated	Updated	
Vanguard Inflation-Protected Secs Adm	VAIPX	Inflation-Protected Bond	3.79	-1.12	3.02	2.33	✔️	7.12	-	2.15	✖️	—	—	0.10	✔️	3	-	-
percentile rank			52	55	54	20												
# of funds in category			234	221	214	152												
															Updated	Updated	Updated	
⚠️ Western Asset Core Bond IS	WACSX	Intermediate-Term Bond	5.83	-4.75	0.83	2.13	✔️	9.00	-	17.02	✔️	📊	—	0.42	✔️	3	-	-
percentile rank			37	98	72	14												
# of funds in category			566	510	457	329												
															Updated	Updated	Updated	
Lincoln Stable Value Account -LNGPA		Stable Value	-	-	-	-	—	-	-	40.69	✔️	—	—	-	-	-	-	
percentile rank			-	-	-	-												
# of funds in category			75	-	-	-												
															Updated	Updated	Updated	
Federated Hermes Govt Ultrashort R6	FGULX	Ultrashort Bond	5.13	1.85	1.82	-	✔️	0.86	-	26.49	✔️	—	—	0.24	✔️	-	-	-
percentile rank			79	65	77	-												
# of funds in category			245	216	195	116												
															Updated	Updated	Updated	

### Target Date

American Funds 2010 Trgt Date Retire R6	RFTTX	Target Date	8.67	2.58	6.07	5.10	✔️	8.78	-	12.01	✔️	—	✔️	0.29	✔️	2	-	-
percentile rank			74	1	11	1												
# of funds in category			127	114	105	50												
															Updated	Updated	Updated	
American Funds 2015 Trgt Date Retire R6	RFJTX	Target Date	9.57	2.74	6.51	5.39	✔️	9.44	-	12.01	✔️	—	✖️	0.30	✔️	2	-	-
percentile rank			87	1	11	1												
# of funds in category			129	117	103	50												
															Updated	Updated	Updated	
American Funds 2020 Trgt Date Retire R6	RRCTX	Target Date	10.46	2.84	6.89	5.78	✔️	9.96	-	12.01	✔️	—	✔️	0.31	✔️	2	-	-
percentile rank			85	1	21	1												
# of funds in category			182	158	143	74												
															Updated	Updated	Updated	
American Funds 2025 Trgt Date Retire R6	RFDTX	Target Date	11.94	2.87	7.84	6.41	✔️	10.74	-	12.01	✔️	—	✔️	0.32	✔️	3	-	Low Risk
percentile rank			73	4	9	4												
# of funds in category			278	248	216	126												
															Updated	Updated	Updated	
American Funds 2030 Trgt Date Retire R6	RFETX	Target Date	14.52	3.47	8.90	7.25	✔️	12.02	-	12.01	✔️	—	✔️	0.33	✔️	3	-	Low Risk
percentile rank			55	4	10	1												
# of funds in category			273	247	213	133												
															Updated	Updated	Updated	
American Funds 2035 Trgt Date Retire R6	RFFTX	Target Date	16.90	4.20	10.39	8.15	✔️	13.47	-	12.01	✔️	—	✔️	0.35	✔️	3	-	Low Risk
percentile rank			40	7	1	1												
# of funds in category			273	236	209	123												
															Updated	Updated	Updated	
American Funds 2040 Trgt Date Retire R6	RFGTX	Target Date	19.33	4.75	11.17	8.58	✔️	14.71	-	12.01	✔️	—	✔️	0.37	✔️	2	-	Low Risk
percentile rank			17	11	6	1												
# of funds in category			264	236	207	127												
															Updated	Updated	Updated	
American Funds 2045 Trgt Date Retire R6	RFHTX	Target Date	20.15	4.83	11.35	8.73	✔️	15.14	-	12.01	✔️	—	✔️	0.37	✔️	2	-	Low Risk
percentile rank			21	31	7	1												
# of funds in category			267	237	211	123												
															Updated	Updated	Updated	
American Funds 2050 Trgt Date Retire R6	RFITX	Target Date	20.83	4.75	11.41	8.77	✔️	15.42	-	12.01	✔️	—	✔️	0.38	✔️	2	-	Low Risk
percentile rank			20	53	6	1												
# of funds in category			266	236	210	129												
															Updated	Updated	Updated	

©2024 Morningstar Investment Management LLC. All Rights Reserved. Morningstar Investment Management LLC is a registered investment adviser and subsidiary of Morningstar, Inc. The services are either performed by Morningstar Investment Management or an affiliate. The data shown represents past performance which is no guarantee of future performance. The Morningstar name and logo are registered marks of Morningstar, Inc. This report is not complete without the accompanying disclosure. Please visit [https://fiduciaryservices.morningstar.com/Disclosures/Fiduciary\\_Services\\_Report\\_Disclosure.pdf](https://fiduciaryservices.morningstar.com/Disclosures/Fiduciary_Services_Report_Disclosure.pdf) to view these disclosures.



# SAGINAW CONTROL AND ENGINEERING INC

## Screens Summary (Data as of 12-31-2023)

⊖ Fund Removed from Approved List    ⚠ Fund on Watch List

Name	Ticker	Asset Class	Trailing Performance and Risk				Management			Style		Expense		ESG Metrics					
			1 Yr	3 Yr	5 Yr	10 Yr	Pass/ Fail	Std Dev 3 Yr %	Beta 3 Yr %	Tenure	Pass/ Fail	Style Box	Pass/ Fail	Exp Ratio	Sustain. Rating	Commit. Level	Carbon Risk		
																	Updated	Updated	Updated
American Funds 2055 Trgt Date Retire R6	RFKTX	Target Date	21.40	4.65	11.35	8.73	✔	15.65	-	12.01	✔	-	✔	0.38	✔	2	-	Low Risk	
<i>percentile rank</i>			9	59	17	1													
<i># of funds in category</i>			262	232	208	109									11-30-2023	-	12-31-2022		
American Funds 2060 Trgt Date Retire R6	RFUTX	Target Date	21.61	4.62	11.32	-	✔	15.68	-	8.77	✔	-	✔	0.39	✔	2	-	Low Risk	
<i>percentile rank</i>			10	64	25	-													
<i># of funds in category</i>			257	224	190	10									11-30-2023	-	12-31-2022		
American Funds 2065 Trgt Date Retire R6	RFVTX	Target Date	21.55	4.65	-	-	✔	15.68	-	4.00	✔	-	✔	0.39	✔	2	-	Low Risk	
<i>percentile rank</i>			11	63	-	-													
<i># of funds in category</i>			229	152	11	-									11-30-2023	-	12-31-2022		

### Balanced

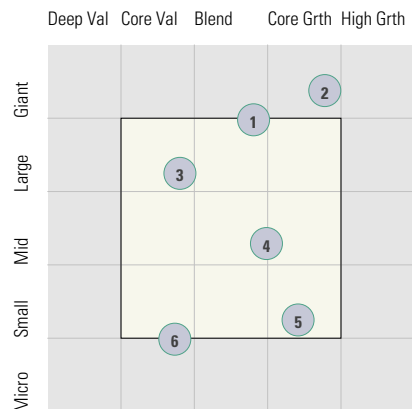
Vanguard LifeStrategy Cnsvr Gr Inv	VSCGX	Target Risk	12.48	0.46	5.52	4.77	✔	10.09	-	1.85	✖	-	✔	0.12	✔	3	1-Low	-
<i>percentile rank</i>			11	76	47	21												
<i># of funds in category</i>			528	506	469	346									11-30-2023	07-19-2023	-	
Vanguard LifeStrategy Growth Inv	VASGX	Target Risk	18.55	3.97	9.83	7.36	✔	14.41	-	1.85	✖	-	✔	0.14	✔	3	1-Low	Low Risk
<i>percentile rank</i>			22	55	32	24												
<i># of funds in category</i>			366	350	324	250									11-30-2023	07-19-2023	12-31-2022	
Vanguard LifeStrategy Income Inv	VASIX	Target Risk	9.48	-1.34	3.27	3.36	✔	8.18	-	1.85	✖	-	✔	0.11	✔	4	1-Low	-
<i>percentile rank</i>			24	87	62	37												
<i># of funds in category</i>			179	169	153	117									11-30-2023	07-19-2023	-	
Vanguard LifeStrategy Mod Gr Inv Shrs	VSMGX	Target Risk	15.49	2.21	7.68	6.09	✔	12.21	-	1.85	✖	-	✔	0.13	✔	3	1-Low	Low Risk
<i>percentile rank</i>			30	72	61	47												
<i># of funds in category</i>			905	850	795	591									11-30-2023	07-19-2023	12-31-2022	

# SAGINAW CONTROL AND ENGINEERING INC

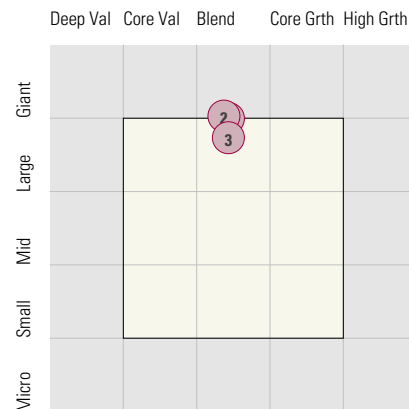
## Style Analysis (Data as of 12-31-2023)

### Style Analysis

Morningstar Style Box US Stock



Morningstar Style Box Non-US Stock



**US Stock Funds**

	Category	Super Sectors %			Asset Allocation %			Avg Mkt Cap M\$	
		Cyclical	Defensive	Sensitive	Cash	US Stock	Foreign		
1	American Funds Invmt Co of Amer R6	Large Blend	24.80	22.99	52.21	3.83	87.42	8.60	174.23
2	State St Russell Lg Cap Gr® Indx NL CI C	Large Growth	23.42	14.85	61.73	0.61	99.18	0.21	428.29
3	State St Russell Lg Cp Val® Indx NL CI C	Large Value	35.74	27.21	37.05	0.31	98.68	1.00	69.75
4	ClearBridge Mid Cap IS	Mid-Cap Blend	36.07	18.32	45.60	3.87	92.42	3.70	11.93
5	State St Russell Sm Cap® Gr Indx NL CI C	Small Growth	22.04	28.61	49.35	0.26	97.86	1.88	3.01
6	State St Russell Sm Cp® Val Indx NL CI C	Small Value	53.03	16.01	30.97	0.45	97.61	1.94	2.08

**Non-US Stock Funds**

	Category	Super Sectors %			Regional Exposure %			Market Maturity %			
		Cyclical	Defensive	Sensitive	Americas	Greater Asia	Greater Europe	Developed	EM%	Avg Mkt Cap M\$	
1	Vanguard Emerging Mkts Stock Idx Adm	Diversified Emerging Mkts	45.48	14.37	40.14	10.87	75.42	13.72	23.55	76.45	20.55
2	American Funds Intl Gr and Inc R6	Foreign Large Blend	35.54	24.92	39.53	15.01	27.74	57.25	86.52	13.48	48.53
3	Vanguard Developed Markets Index Admiral	Foreign Large Blend Index	41.06	21.35	37.60	10.38	36.03	53.58	99.41	0.59	31.81

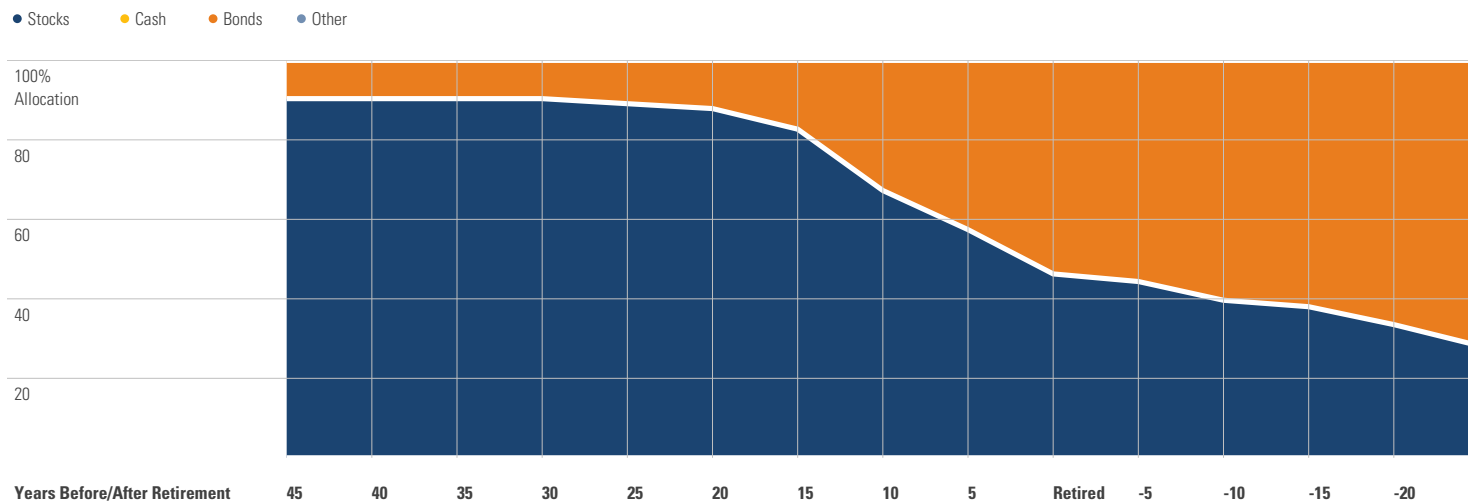
**Fixed Income Funds**

	Category	Super Sectors %				Other Stats		Credit Quality %		
		US Govt Debt	Mtg	US Credit	Non US	Avg Eff Duration	Inv Grade	Below Inv Grade	NR/NA	
1	Baird Core Plus Bond Inst	Core Plus Bond	19.25	20.83	53.79	0.00	5.91	97.00	2.60	0.40
2	Vanguard Inflation-Protected Secs Adm	Inflation-Protected Bond	99.62	0.00	0.00	0.00	6.48	99.91	0.00	0.09
3	Western Asset Core Bond IS	Intermediate-Term Bond	11.73	37.59	43.09	0.00	7.24	100.88	0.62	-1.50
4	Lincoln Stable Value Account -LNGPA	Stable Value	-	-	-	0.00	-	0.00	0.00	-
5	Federated Hermes Govt Ultrashort R6	Ultrashort Bond	3.96	68.84	0.00	0.00	0.57	100.00	0.00	0.00

# SAGINAW CONTROL AND ENGINEERING INC

## Target Date Analysis (Data as of 12-31-2023)

### Target Date Allocation



### Target Date Portfolio Data

	Asset Allocation %								
	Total Stock	US Stock	Non-US Stock	Total Bond	Infl Prot Bond	HY Bond	Cash	Other	Avg Mkt Cap \$M
American Funds 2010 Trgt Date Retire R6	38.42	28.43	9.99	55.71	12.36	3.83	5.32	0.54	102.59
American Funds 2015 Trgt Date Retire R6	40.30	29.65	10.65	53.78	13.82	5.46	5.34	0.57	105.00
American Funds 2020 Trgt Date Retire R6	44.04	32.31	11.73	50.21	14.92	5.15	5.15	0.58	106.17
American Funds 2025 Trgt Date Retire R6	49.08	35.42	13.66	45.23	15.08	3.87	5.11	0.58	103.12
American Funds 2030 Trgt Date Retire R6	58.18	41.94	16.24	36.16	14.63	1.90	5.08	0.59	95.87
American Funds 2035 Trgt Date Retire R6	68.58	49.09	19.49	25.57	15.33	1.52	5.24	0.62	90.56
American Funds 2040 Trgt Date Retire R6	80.02	56.31	23.71	13.94	13.70	0.79	5.39	0.65	86.03
American Funds 2045 Trgt Date Retire R6	83.88	58.70	25.18	10.13	4.66	0.32	5.33	0.65	84.16
American Funds 2050 Trgt Date Retire R6	84.87	59.34	25.53	9.22	4.71	0.20	5.31	0.59	82.58
American Funds 2055 Trgt Date Retire R6	85.59	59.52	26.07	8.62	4.81	0.13	5.23	0.55	80.33
American Funds 2060 Trgt Date Retire R6	85.64	59.59	26.05	8.61	4.83	0.13	5.19	0.56	78.71
American Funds 2065 Trgt Date Retire R6	85.69	59.62	26.07	8.55	4.78	0.13	5.18	0.56	78.78