

AREA SUBSTANCE ABUSE COUNCIL

Screens Summary (Data as of 06-30-2020)

Fund Removed from Approved List

Fund on Watch List

Name	Ticker	Asset Class	Trailing Performance and Risk				Management			Style		Expense				
			1 Yr	3 Yr	5 Yr	10 Yr	Pass/ Fail	Std Dev 3 Yr %	Beta 3 Yr %	Tenure	Pass/ Fail	Style Box	Pass/ Fail	Exp Ratio	Pass/ Fail	
US Stock																
Vanguard 500 Index Admiral	VFIAX	Large Blend Index	7.47	10.69	10.69	13.95		16.96	1.00	4.18				0.04		
<i>percentile rank</i>			23	18	11	8										
<i># of funds in category</i>			1,383	1,234	1,062	811										
MFS Growth R6	MFEKX	Large Growth	20.80	20.33	16.72	—		16.65	0.93	18.26				0.57		
<i>percentile rank</i>			34	18	11	—										
<i># of funds in category</i>			1,346	1,249	1,096	817										
Invesco Diversified Dividend R6	LCEFX	Large Value	-7.43	1.31	4.31	—		14.95	0.81	17.51				0.42		
<i>percentile rank</i>			47	64	54	—										
<i># of funds in category</i>			1,198	1,114	975	710										
Vanguard Mid Cap Index Admiral	VIMAX	Mid-Cap Blend	-0.20	6.45	6.99	12.47		20.04	0.98	22.13				0.05		
<i>percentile rank</i>			12	8	10	5										
<i># of funds in category</i>			410	370	296	216										
PGIM Jennison Small Company R6	PJSQX	Small Growth	-7.92	2.00	3.87	—		25.60	1.08	6.59				0.69		
<i>percentile rank</i>			87	89	88	—										
<i># of funds in category</i>			627	579	510	381										
DFA US Small Cap Value I	DFSVX	Small Value	-20.34	-6.52	-1.56	7.70		26.54	1.12	8.34				0.51		
<i>percentile rank</i>			74	72	72	36										
<i># of funds in category</i>			436	412	372	258										
Non-US Stock																
JPMorgan Emerging Markets Equity R6	JEMWX	Diversified Emerging Mkts	5.72	8.05	8.28	—		19.28	1.00	14.84				0.79		
<i>percentile rank</i>			12	5	3	—										
<i># of funds in category</i>			812	701	591	247										
American Funds Intl Gr and Inc R6	RIGGX	Foreign Large Blend	-5.20	1.23	1.91	5.84		16.69	1.03	11.75				0.55		
<i>percentile rank</i>			60	30	50	27										
<i># of funds in category</i>			763	652	522	369										
Vanguard Developed Markets Index Admiral	VTMGX	Foreign Large Blend Index	-4.26	0.88	2.46	6.09		16.20	1.00	7.36				0.07		
<i>percentile rank</i>			43	44	28	20										
<i># of funds in category</i>			763	652	522	369										
Alternative																
Vanguard Real Estate Index Admiral	VGSLX	Real Estate	-6.93	2.23	5.36	9.71		17.83	0.94	24.15		—		0.12		
<i>percentile rank</i>			28	37	31	31										
<i># of funds in category</i>			253	225	199	140										
Fixed Income																
Vanguard Inflation-Protected Secs Adm	VAIPX	Inflation-Protected Bond	8.05	4.86	3.66	3.41		3.45	0.93	8.87		—	—	0.10		
<i>percentile rank</i>			32	31	21	18										
<i># of funds in category</i>			212	196	170	115										

AREA SUBSTANCE ABUSE COUNCIL

Screens Summary (Data as of 06-30-2020)

Fund Removed from Approved List

Fund on Watch List

Name	Ticker	Asset Class	Trailing Performance and Risk				Management			Style		Expense			
			1 Yr	3 Yr	5 Yr	10 Yr	Pass/ Fail	Std Dev 3 Yr %	Beta 3 Yr %	Tenure	Pass/ Fail	Style Box	Pass/ Fail	Exp Ratio	Pass/ Fail
Baird Aggregate Bond Inst	BAGIX	Intermediate-Term Bond	9.25	5.60	4.69	4.68		3.70	1.08	19.76			—	0.30	
<i>percentile rank</i>			15	11	9	4									
<i># of funds in category</i>			421	380	331	249									
PIMCO Income Instl	PIMIX	Multisector Bond	0.69	3.32	4.69	7.51		5.52	0.87	13.26		—	—	1.05	
<i>percentile rank</i>			56	34	6	1									
<i># of funds in category</i>			321	283	235	128									
Federated Hermes Govt Ultrashort R6	FGULX	Ultrashort Bond	2.08	1.90	—	—		0.45	0.07	22.99		—	—	0.24	
<i>percentile rank</i>			42	67	—	—									
<i># of funds in category</i>			205	164	127	60									

Target Date





BlackRock LifePath® Index 2025 K	LIBKX	Target Date	5.29	6.29	6.15	—		9.42	0.96	9.09		—		0.09	
<i>percentile rank</i>			15	25	20	—									
<i># of funds in category</i>			230	201	160	94									
BlackRock LifePath® Index 2030 K	LINKX	Target Date	4.23	6.31	6.36	—		11.17	0.98	9.09		—		0.09	
<i>percentile rank</i>			36	29	30	—									
<i># of funds in category</i>			239	210	165	103									
BlackRock LifePath® Index 2035 K	LIJXX	Target Date	3.23	6.31	6.57	—		12.87	0.97	9.09		—		0.09	
<i>percentile rank</i>			52	32	27	—									
<i># of funds in category</i>			227	198	157	91									
BlackRock LifePath® Index 2040 K	LIKXX	Target Date	2.20	6.24	6.71	—		14.41	0.98	9.09		—		0.09	
<i>percentile rank</i>			61	32	25	—									
<i># of funds in category</i>			239	210	165	103									
BlackRock LifePath® Index 2045 K	LIHXX	Target Date	1.52	6.22	6.81	—		15.53	1.00	9.09		—		0.09	
<i>percentile rank</i>			63	34	18	—									
<i># of funds in category</i>			227	198	157	90									
BlackRock LifePath® Index 2050 K	LIPXX	Target Date	1.23	6.15	6.80	—		16.02	1.02	9.09		—		0.09	
<i>percentile rank</i>			59	36	19	—									
<i># of funds in category</i>			239	210	165	83									
BlackRock LifePath® Index 2055 K	LIVXX	Target Date	1.22	6.16	6.82	—		16.05	1.01	9.09		—		0.09	
<i>percentile rank</i>			61	38	19	—									
<i># of funds in category</i>			227	196	154	36									
BlackRock LifePath® Index 2060 K	LIZXX	Target Date	1.27	6.20	—	—		16.06	1.01	4.34		—		0.09	
<i>percentile rank</i>			60	37	—	—									
<i># of funds in category</i>			254	165	63	—									
BlackRock LifePath® Index 2065 K	LIWXX	Target Date	—	—	—	—	—	—	—	0.67		—		0.09	
<i>percentile rank</i>			—	—	—	—	—	—	—	—					
<i># of funds in category</i>			254	165	63	—									
BlackRock LifePath® Index Retire K	LIRXX	Target Date	6.50	6.00	5.53	—		7.11	1.11	9.09		—		0.09	
<i>percentile rank</i>			4	3	4	—									
<i># of funds in category</i>			181	157	134	96									

AREA SUBSTANCE ABUSE COUNCIL

Screens Summary (Data as of 06-30-2020)

 Fund Removed from Approved List

 Fund on Watch List

Name	Ticker	Asset Class	Trailing Performance and Risk							Management		Style		Expense	
			1 Yr	3 Yr	5 Yr	10 Yr	Pass/ Fail	Std Dev 3 Yr %	Beta 3 Yr %	Tenure	Pass/ Fail	Style Box	Pass/ Fail	Exp Ratio	Pass/ Fail
Balanced															
American Funds American Balanced R6	RLBGX	Moderate Allocation	6.62	7.81	8.15	10.69		9.99	0.97	21.51		—		0.26	
<i>percentile rank</i>			<i>17</i>	<i>15</i>	<i>7</i>	<i>3</i>									
<i># of funds in category</i>			<i>685</i>	<i>636</i>	<i>559</i>	<i>412</i>									