

BRUNO INDEPENDENT LIVING AIDS INC

Screens Summary (Data as of 06-30-2020)

Fund Removed from Approved List






























Fund on Watch List

Name	Ticker	Asset Class	Trailing Performance and Risk				Management			Style		Expense				
			1 Yr	3 Yr	5 Yr	10 Yr	Pass/ Fail	Std Dev 3 Yr %	Beta 3 Yr %	Tenure	Pass/ Fail	Style Box	Pass/ Fail	Exp Ratio	Pass/ Fail	
US Stock																
Columbia Contrarian Core Inst3 <i>percentile rank</i> <i># of funds in category</i>	COFYX	Large Blend	9.76 11 1,383	9.54 44 1,234	9.71 37 1,062	- - 811		17.17	1.01	15.26				0.64		
Vanguard 500 Index Admiral <i>percentile rank</i> <i># of funds in category</i>	VFIAX	Large Blend Index	7.47 23 1,383	10.69 18 1,234	10.69 11 1,062	13.95 8 811		16.96	1.00	4.18				0.04		
American Century Ultra® R6 <i>percentile rank</i> <i># of funds in category</i>	AULDX	Large Growth	28.64 11 1,346	21.29 12 1,249	16.96 10 1,096	- - 817		18.98	1.07	11.53				0.62		
Invesco Diversified Dividend R6 <i>percentile rank</i> <i># of funds in category</i>	LCEFX	Large Value	-7.43 47 1,198	1.31 64 1,114	4.31 54 975	- - 710		14.95	0.81	17.51				0.42		
MFS Mid Cap Growth R6 <i>percentile rank</i> <i># of funds in category</i>	OTCKX	Mid-Cap Growth	12.50 34 603	17.73 17 559	13.93 12 501	- - 382		18.13	0.88	11.62				0.74		
Vanguard Mid-Cap Value Index Admiral <i>percentile rank</i> <i># of funds in category</i>	VMVAX	Mid-Cap Value	-11.82 34 420	-0.02 25 386	3.61 27 346	- - 245		21.16	0.99	13.88				0.07		
State St Russell Sm Cap® Gr Indx NL Cl C <i>percentile rank</i> <i># of funds in category</i>		Small Growth	3.20 53 627	7.68 62 579	6.72 64 510	12.78 59 381		22.95	1.00	10.83				0.05		
Delaware Small Cap Value R6 <i>percentile rank</i> <i># of funds in category</i>	DVZRX	Small Value	-18.12 51 436	-4.59 37 412	- - 372	- - 258		24.60	1.03	23.18				0.72		
Non-US Stock																
JPMorgan Emerging Markets Equity R6 <i>percentile rank</i> <i># of funds in category</i>	JEMWX	Diversified Emerging Mkts	5.72 12 812	8.05 5 701	8.28 3 591	- - 247		19.28	1.00	14.84				0.79		
American Funds Europacific Growth R6 <i>percentile rank</i> <i># of funds in category</i>	REGX	Foreign Large Blend	3.17 62 477	4.76 58 421	4.90 52 344	7.48 51 249		16.90	1.08	19.09				0.46		
MFS Instl International Equity <i>percentile rank</i> <i># of funds in category</i>	MIEIX	Foreign Large Growth	-0.73 88 477	4.58 60 421	4.77 55 344	7.87 39 249		14.29	0.92	10.75				0.70		
Vanguard International Value Inv <i>percentile rank</i> <i># of funds in category</i>	VTRIX	Foreign Large Value	-8.90 26 331	-0.77 11 303	0.69 13 259	4.85 20 171		16.78	1.09	12.13				0.37		
American Funds Capital World Gr&Inc R6 <i>percentile rank</i> <i># of funds in category</i>	RWIGX	World Stock	2.55 42 866	5.66 44 765	6.31 41 630	9.59 38 372		15.28	0.94	14.42				0.42		

BRUNO INDEPENDENT LIVING AIDS INC

Screens Summary (Data as of 06-30-2020)

 Fund Removed from Approved List
  Fund on Watch List

Name	Ticker	Asset Class	Trailing Performance and Risk				Management			Style		Expense			
			1 Yr	3 Yr	5 Yr	10 Yr	Pass/ Fail	Std Dev 3 Yr %	Beta 3 Yr %	Tenure	Pass/ Fail	Style Box	Pass/ Fail	Exp Ratio	Pass/ Fail
Alternative															
Invesco Balanced-Risk Commodity Strat R6	IBRFX	Commodities Broad Basket	-14.13	-4.58	-4.85	-		14.06	1.03	9.59		—	—	1.11	
<i>percentile rank</i>			25	32	13	—									
<i># of funds in category</i>			130	112	97	49									
Vanguard Real Estate Index Admiral	VGSLX	Real Estate	-6.93	2.23	5.36	9.71		17.83	0.94	24.15		—		0.12	
<i>percentile rank</i>			28	37	31	31									
<i># of funds in category</i>			253	225	199	140									
Fixed Income															
Western Asset Core Plus Bond IS	WAPSX	Core Plus Bond	8.14	5.61	5.48	5.31		4.98	1.16	13.51		—	—	0.42	
<i>percentile rank</i>			31	9	1	7									
<i># of funds in category</i>			601	534	455	333									
Eaton Vance Income Fund of Boston R6	EIBRX	High Yield Bond	-0.99	2.51	3.86	-		8.02	0.90	5.66		—	—	0.66	
<i>percentile rank</i>			44	42	30	—									
<i># of funds in category</i>			703	641	550	347									
Vanguard Inflation-Protected Secs Adm	VAIPX	Inflation- Protected Bond	8.05	4.86	3.66	3.41		3.45	0.93	8.87		—	—	0.10	
<i>percentile rank</i>			32	31	21	18									
<i># of funds in category</i>			212	196	170	115									
BlackRock Total Return K	MPHQX	Intermediate- Term Bond	7.94	5.13	4.36	4.81		4.16	1.09	9.91		—	—	0.44	
<i>percentile rank</i>			36	29	31	16									
<i># of funds in category</i>			601	534	455	333									
PIMCO Short-Term Instl	PTSHX	Ultrashort Bond	2.87	2.35	2.23	1.89		2.37	0.12	9.50		—	—	0.50	
<i>percentile rank</i>			5	22	4	10									
<i># of funds in category</i>			205	164	127	60									
PIMCO International Bond (USD-Hdg) Instl	PFORX	World Bond	3.26	4.70	4.84	5.35		3.27	0.59	5.76		—	—	0.55	
<i>percentile rank</i>			73	29	9	2									
<i># of funds in category</i>			105	80	58	37									
Balanced															
American Funds American Balanced R6	RLBGX	Moderate Allocation	6.62	7.81	8.15	10.69		9.99	0.97	21.51		—		0.26	
<i>percentile rank</i>			17	15	7	3									
<i># of funds in category</i>			685	636	559	412									