








































CAMPAIGN LEGAL CENTER INC 401K

Screens Summary (Data as of 06-30-2020)

 Fund Removed from Approved List
  Fund on Watch List

Name	Ticker	Asset Class	Trailing Performance and Risk				Management			Style		Expense				
			1 Yr	3 Yr	5 Yr	10 Yr	Pass/ Fail	Std Dev 3 Yr %	Beta 3 Yr %	Tenure	Pass/ Fail	Style Box	Pass/ Fail	Exp Ratio	Pass/ Fail	
US Stock																
Vanguard Dividend Growth Inv	VDIGX	Large Blend	1.27	10.04	10.24	13.15		14.08	0.79	14.42				0.27		
<i>percentile rank</i>			71	34	24	37										
<i># of funds in category</i>			1,383	1,234	1,062	811										
Vanguard 500 Index Admiral	VFIAX	Large Blend Index	7.47	10.69	10.69	13.95		16.96	1.00	4.18				0.04		
<i>percentile rank</i>			23	18	11	8										
<i># of funds in category</i>			1,383	1,234	1,062	811										
Vanguard Mid Cap Index Admiral	VIMAX	Mid-Cap Blend	-0.20	6.45	6.99	12.47		20.04	0.98	22.13				0.05		
<i>percentile rank</i>			12	8	10	5										
<i># of funds in category</i>			410	370	296	216										
DFA US Small Cap I	DFSTX	Small Blend	-11.71	-1.29	2.33	10.09		23.49	1.02	8.34				0.35		
<i>percentile rank</i>			57	62	57	33										
<i># of funds in category</i>			669	615	495	359										
Non-US Stock																
American Funds Intl Gr and Inc R6	RIGGX	Foreign Large Blend	-5.20	1.23	1.91	5.84		16.69	1.03	11.75				0.55		
<i>percentile rank</i>			60	30	50	27										
<i># of funds in category</i>			763	652	522	369										
Fixed Income																
Vanguard Inflation-Protected Secs Adm	VAIPX	Inflation-Protected Bond	8.05	4.86	3.66	3.41		3.45	0.93	8.87		—	—	0.10		
<i>percentile rank</i>			32	31	21	18										
<i># of funds in category</i>			212	196	170	115										
Baird Aggregate Bond Inst	BAGIX	Intermediate-Term Bond	9.25	5.60	4.69	4.68		3.70	1.08	19.76			—	0.30		
<i>percentile rank</i>			15	11	9	4										
<i># of funds in category</i>			421	380	331	249										
Federated Hermes Govt Ultrashort R6	FGULX	Ultrashort Bond	2.08	1.90	—	—		0.45	0.07	22.99		—	—	0.24		
<i>percentile rank</i>			42	67	—	—										
<i># of funds in category</i>			205	164	127	60										
Balanced																
American Funds American Balanced R6	RLBGX	Moderate Allocation	6.62	7.81	8.15	10.69		9.99	0.97	21.51		—		0.26		
<i>percentile rank</i>			17	15	7	3										
<i># of funds in category</i>			685	636	559	412										