

# LOYOLA PRESS 403B PLAN

## Screens Summary (Data as of 06-30-2020)

Fund Removed from Approved List

Fund on Watch List

Name	Ticker	Asset Class	Trailing Performance and Risk				Management			Style		Expense				
			1 Yr	3 Yr	5 Yr	10 Yr	Pass/ Fail	Std Dev 3 Yr %	Beta 3 Yr %	Tenure	Pass/ Fail	Style Box	Pass/ Fail	Exp Ratio	Pass/ Fail	
<b>US Stock</b>																
Vanguard 500 Index Admiral	VFIAX	Large Blend Index	7.47	10.69	10.69	13.95		16.96	1.00	4.18				0.04		
<i>percentile rank</i>			23	18	11	8										
<i># of funds in category</i>			1,383	1,234	1,062	811										
Vanguard Growth Index Admiral	VIGAX	Large Growth	24.77	18.04	14.92	16.77		17.82	1.01	25.52				0.05		
<i>percentile rank</i>			18	35	29	24										
<i># of funds in category</i>			1,346	1,249	1,096	817										
Vanguard Value Index Adm	VVIAX	Large Value	-7.42	3.88	6.44	11.22		17.23	0.95	25.52				0.05		
<i>percentile rank</i>			47	29	19	17										
<i># of funds in category</i>			1,198	1,114	975	710										
Vanguard Mid Cap Index Admiral	VIMAX	Mid-Cap Blend	-0.20	6.45	6.99	12.47		20.04	0.98	22.13				0.05		
<i>percentile rank</i>			12	8	10	5										
<i># of funds in category</i>			410	370	296	216										
Vanguard Small Cap Growth Index Admiral	VSGAX	Small Growth	7.78	11.80	9.26	—		22.50	0.97	15.51				0.07		
<i>percentile rank</i>			36	38	37	—										
<i># of funds in category</i>			627	579	510	381										
Vanguard Small Cap Value Index Admiral	VSIAX	Small Value	-16.48	-2.56	2.00	—		23.30	0.98	4.18				0.07		
<i>percentile rank</i>			34	18	16	—										
<i># of funds in category</i>			436	412	372	258										
<b>Non-US Stock</b>																
JPMorgan Emerging Markets Equity R5	JEMOX	Diversified Emerging Mkts	5.60	7.93	—	—		19.26	1.00	14.84				0.89		
<i>percentile rank</i>			12	5	—	—										
<i># of funds in category</i>			812	701	591	247										
American Funds Europacific Growth R6	REGGX	Foreign Large Blend	3.17	4.76	4.90	7.48		16.90	1.08	19.09				0.46		
<i>percentile rank</i>			62	58	52	51										
<i># of funds in category</i>			477	421	344	249										
Vanguard Developed Markets Index Admiral	VTMGX	Foreign Large Blend Index	-4.26	0.88	2.46	6.09		16.20	1.00	7.36				0.07		
<i>percentile rank</i>			43	44	28	20										
<i># of funds in category</i>			763	652	522	369										
<b>Alternative</b>																
Vanguard Real Estate Index Admiral	VGSLX	Real Estate	-6.93	2.23	5.36	9.71		17.83	0.94	24.15		—		0.12		
<i>percentile rank</i>			28	37	31	31										
<i># of funds in category</i>			253	225	199	140										
<b>Fixed Income</b>																
BlackRock Inflation Protected Bond Instl	BPRIX	Inflation-Protected Bond	8.50	4.80	3.36	3.12		3.84	1.03	3.38		—	—	0.65		
<i>percentile rank</i>			15	32	37	41										
<i># of funds in category</i>			212	196	170	115										

# LOYOLA PRESS 403B PLAN

## Screens Summary (Data as of 06-30-2020)

Fund Removed from Approved List

Fund on Watch List


Name	Ticker	Asset Class	Trailing Performance and Risk				Management			Style		Expense			
			1 Yr	3 Yr	5 Yr	10 Yr	Pass/ Fail	Std Dev 3 Yr %	Beta 3 Yr %	Tenure	Pass/ Fail	Style Box	Pass/ Fail	Exp Ratio	Pass/ Fail
Vanguard Interm-Term Bond Index Adm <i>percentile rank</i> <i># of funds in category</i>	VBILX	Intermediate-Term Bond	10.40 4 421	6.19 2 380	5.02 3 331	4.79 2 249		4.00	1.20	12.19			—	0.07	
PIMCO Income I2 <i>percentile rank</i> <i># of funds in category</i>	PONPX	Multisector Bond	0.59 56 321	3.21 36 283	4.58 7 235	7.41 1 128		5.52	0.87	13.26		—	—	1.15	
Federated Hermes Govt Ultrashort IS <i>percentile rank</i> <i># of funds in category</i>	FGUSX	Ultrashort Bond	2.16 36 205	1.88 69 164	1.26 85 127	0.83 77 60		0.46	0.07	22.99		—	—	0.26	

### Target Date










Vanguard Target Retirement 2015 Inv <i>percentile rank</i> <i># of funds in category</i>	VTXVX	Target Date	5.45 27 123	5.78 26 98	5.47 29 72	7.55 35 48		6.76	0.88	7.36		—		0.13	
Vanguard Target Retirement 2020 Inv <i>percentile rank</i> <i># of funds in category</i>	VTWNX	Target Date	5.09 24 224	6.09 18 196	5.96 12 150	8.31 14 95		8.88	1.03	7.36		—		0.13	
Vanguard Target Retirement 2025 Inv <i>percentile rank</i> <i># of funds in category</i>	VTTVX	Target Date	4.82 24 230	6.33 22 201	6.29 14 160	8.88 17 94		10.41	1.06	7.36		—		0.13	
Vanguard Target Retirement 2030 Inv <i>percentile rank</i> <i># of funds in category</i>	VTHRX	Target Date	4.40 30 239	6.42 26 210	6.47 22 165	9.37 21 103		11.65	1.02	7.36		—		0.14	
Vanguard Target Retirement 2035 Inv <i>percentile rank</i> <i># of funds in category</i>	VTTX	Target Date	3.94 26 227	6.45 27 198	6.62 24 157	9.84 19 91		12.87	0.97	7.36		—		0.14	
Vanguard Target Retirement 2040 Inv <i>percentile rank</i> <i># of funds in category</i>	VFORX	Target Date	3.46 26 239	6.50 20 210	6.76 22 165	10.08 20 103		14.10	0.96	7.36		—		0.14	
Vanguard Target Retirement 2045 Inv <i>percentile rank</i> <i># of funds in category</i>	VTIVX	Target Date	2.97 38 227	6.41 25 198	6.79 23 157	10.10 19 90		15.15	0.98	7.36		—		0.15	
Vanguard Target Retirement 2050 Inv <i>percentile rank</i> <i># of funds in category</i>	VFIFX	Target Date	3.02 34 239	6.42 24 210	6.79 22 165	10.10 24 83		15.15	0.96	7.36		—		0.15	
Vanguard Target Retirement 2055 Inv <i>percentile rank</i> <i># of funds in category</i>	VFFVX	Target Date	2.95 33 227	6.40 26 196	6.77 24 154	— — 36		15.14	0.96	7.36		—		0.15	
Vanguard Target Retirement 2060 Inv <i>percentile rank</i> <i># of funds in category</i>	VTTX	Target Date	2.95 31 254	6.39 30 165	6.76 44 63	— — —		15.14	0.95	7.36		—		0.15	
Vanguard Target Retirement 2065 Inv <i>percentile rank</i> <i># of funds in category</i>	VLXVX	Target Date	2.84 35 254	— — 165	— — 63	— — —	—	—	—	2.97		—		0.15	

**LOYOLA PRESS 403B PLAN**

## Screens Summary (Data as of 06-30-2020)

 Fund Removed from Approved List

 Fund on Watch List

Name	Ticker	Asset Class	Trailing Performance and Risk				Management			Style		Expense			
			1 Yr	3 Yr	5 Yr	10 Yr	Pass/ Fail	Std Dev 3 Yr %	Beta 3 Yr %	Tenure	Pass/ Fail	Style Box	Pass/ Fail	Exp Ratio	Pass/ Fail
Vanguard Target Retirement Income Inv	VTINX	Target Date	5.69	5.39	4.93	5.84		5.55	0.86	7.36		—		0.12	
<i>percentile rank</i>			22	20	20	23									
<i># of funds in category</i>			181	157	134	96									
<b>Balanced</b>															
BlackRock Global Allocation Instl	MALOX	World Allocation	6.85	4.92	4.49	6.34		10.40	1.00	3.50				0.80	
<i>percentile rank</i>			5	9	16	31									
<i># of funds in category</i>			480	409	351	218									