

**MERCIER ELECTRIC COMPANY INC**

## Screens Summary (Data as of 06-30-2020)

Fund Removed from Approved List

Fund on Watch List

Name	Ticker	Asset Class	Trailing Performance and Risk				Management			Style		Expense				
			1 Yr	3 Yr	5 Yr	10 Yr	Pass/ Fail	Std Dev 3 Yr %	Beta 3 Yr %	Tenure	Pass/ Fail	Style Box	Pass/ Fail	Exp Ratio	Pass/ Fail	
<b>US Stock</b>																
Vanguard 500 Index Admiral	VFIAX	Large Blend Index	7.47	10.69	10.69	13.95		16.96	1.00	4.18				0.04		
<i>percentile rank</i>			23	18	11	8										
<i># of funds in category</i>			1,383	1,234	1,062	811										
Fidelity® Contrafund®	FCNTX	Large Growth	17.91	16.42	14.05	15.57		17.82	1.00	29.81				0.85		
<i>percentile rank</i>			48	47	39	46										
<i># of funds in category</i>			1,346	1,249	1,096	817										
American Funds Washington Mutual R6	RWMGX	Large Value	0.24	8.09	9.20	12.87		15.69	0.91	23.01				0.27		
<i>percentile rank</i>			77	58	46	44										
<i># of funds in category</i>			1,383	1,234	1,062	811										
Vanguard Mid Cap Index Admiral	VIMAX	Mid-Cap Blend	-0.20	6.45	6.99	12.47		20.04	0.98	22.13				0.05		
<i>percentile rank</i>			12	8	10	5										
<i># of funds in category</i>			410	370	296	216										
Carillon Eagle Small Cap Growth I	HSIIX	Small Growth	1.97	6.81	6.55	12.56		23.05	1.00	24.52				0.76		
<i>percentile rank</i>			56	66	66	63										
<i># of funds in category</i>			627	579	510	381										
Delaware Small Cap Value Instl	DEVIX	Small Value	-18.27	-4.76	1.42	8.33		24.60	1.03	23.18				0.90		
<i>percentile rank</i>			54	40	20	20										
<i># of funds in category</i>			436	412	372	258										
<b>Non-US Stock</b>																
JPMorgan Emerging Markets Equity R5	JEMOX	Diversified Emerging Mkts	5.60	7.93	—	—		19.26	1.00	14.84				0.89		
<i>percentile rank</i>			12	5	—	—										
<i># of funds in category</i>			812	701	591	247										
American Funds Europacific Growth R6	REGGX	Foreign Large Blend	3.17	4.76	4.90	7.48		16.90	1.08	19.09				0.46		
<i>percentile rank</i>			62	58	52	51										
<i># of funds in category</i>			477	421	344	249										
Vanguard Developed Markets Index Admiral	VTMGX	Foreign Large Blend Index	-4.26	0.88	2.46	6.09		16.20	1.00	7.36				0.07		
<i>percentile rank</i>			43	44	28	20										
<i># of funds in category</i>			763	652	522	369										
<b>Alternative</b>																
Vanguard Real Estate Index Admiral	VGSLX	Real Estate	-6.93	2.23	5.36	9.71		17.83	0.94	24.15		—		0.12		
<i>percentile rank</i>			28	37	31	31										
<i># of funds in category</i>			253	225	199	140										
<b>Fixed Income</b>																
BlackRock Inflation Protected Bond Instl	BPRIX	Inflation-Protected Bond	8.50	4.80	3.36	3.12		3.84	1.03	3.38		—	—	0.65		
<i>percentile rank</i>			15	32	37	41										
<i># of funds in category</i>			212	196	170	115										

# MERCIER ELECTRIC COMPANY INC

## Screens Summary (Data as of 06-30-2020)

⊖ Fund Removed from Approved List    ⚠ Fund on Watch List

Name	Ticker	Asset Class	Trailing Performance and Risk				Management			Style		Expense			
			1 Yr	3 Yr	5 Yr	10 Yr	Pass/ Fail	Std Dev 3 Yr %	Beta 3 Yr %	Tenure	Pass/ Fail	Style Box	Pass/ Fail	Exp Ratio	Pass/ Fail
Baird Aggregate Bond Inst	BAGIX	Intermediate-Term Bond	9.25	5.60	4.69	4.68	✔	3.70	1.08	19.76	✔	☒	—	0.30	✔
<i>percentile rank</i>			15	11	9	4									
<i># of funds in category</i>			421	380	331	249									
PIMCO Income I2	PONPX	Multisector Bond	0.59	3.21	4.58	7.41	✔	5.52	0.87	13.26	✔	—	—	1.15	✔
<i>percentile rank</i>			56	36	7	1									
<i># of funds in category</i>			321	283	235	128									
Federated Hermes Govt Ultrashort IS	FGUSX	Ultrashort Bond	2.16	1.88	1.26	0.83	⊕	0.46	0.07	22.99	✔	—	—	0.26	✔
<i>percentile rank</i>			36	69	85	77									
<i># of funds in category</i>			205	164	127	60									










Target Date															
Vanguard Target Retirement 2015 Inv	VTXVX	Target Date	5.45	5.78	5.47	7.55	✔	6.76	0.88	7.36	✔	—	✔	0.13	✔
<i>percentile rank</i>			27	26	29	35									
<i># of funds in category</i>			123	98	72	48									
Vanguard Target Retirement 2020 Inv	VTWNX	Target Date	5.09	6.09	5.96	8.31	✔	8.88	1.03	7.36	✔	—	✔	0.13	✔
<i>percentile rank</i>			24	18	12	14									
<i># of funds in category</i>			224	196	150	95									
Vanguard Target Retirement 2025 Inv	VTTVX	Target Date	4.82	6.33	6.29	8.88	✔	10.41	1.06	7.36	✔	—	✔	0.13	✔
<i>percentile rank</i>			24	22	14	17									
<i># of funds in category</i>			230	201	160	94									
Vanguard Target Retirement 2030 Inv	VTHRX	Target Date	4.40	6.42	6.47	9.37	✔	11.65	1.02	7.36	✔	—	✔	0.14	✔
<i>percentile rank</i>			30	26	22	21									
<i># of funds in category</i>			239	210	165	103									
Vanguard Target Retirement 2035 Inv	VTTX	Target Date	3.94	6.45	6.62	9.84	✔	12.87	0.97	7.36	✔	—	✔	0.14	✔
<i>percentile rank</i>			26	27	24	19									
<i># of funds in category</i>			227	198	157	91									
Vanguard Target Retirement 2040 Inv	VFORX	Target Date	3.46	6.50	6.76	10.08	✔	14.10	0.96	7.36	✔	—	✔	0.14	✔
<i>percentile rank</i>			26	20	22	20									
<i># of funds in category</i>			239	210	165	103									
Vanguard Target Retirement 2045 Inv	VTIVX	Target Date	2.97	6.41	6.79	10.10	✔	15.15	0.98	7.36	✔	—	✔	0.15	✔
<i>percentile rank</i>			38	25	23	19									
<i># of funds in category</i>			227	198	157	90									
Vanguard Target Retirement 2050 Inv	VFIFX	Target Date	3.02	6.42	6.79	10.10	✔	15.15	0.96	7.36	✔	—	✔	0.15	✔
<i>percentile rank</i>			34	24	22	24									
<i># of funds in category</i>			239	210	165	83									
Vanguard Target Retirement 2055 Inv	VFFVX	Target Date	2.95	6.40	6.77	—	✔	15.14	0.96	7.36	✔	—	✔	0.15	✔
<i>percentile rank</i>			33	26	24	—									
<i># of funds in category</i>			227	196	154	36									
Vanguard Target Retirement 2060 Inv	VTTX	Target Date	2.95	6.39	6.76	—	✔	15.14	0.95	7.36	✔	—	✔	0.15	✔
<i>percentile rank</i>			31	30	44	—									
<i># of funds in category</i>			254	165	63	—									
Vanguard Target Retirement 2065 Inv	VLXVX	Target Date	2.84	—	—	—	—	—	—	2.97	⊕	—	✔	0.15	✔
<i>percentile rank</i>			35	—	—	—									
<i># of funds in category</i>			254	165	63	—									

**MERCIER ELECTRIC COMPANY INC**

## Screens Summary (Data as of 06-30-2020)

 Fund Removed from Approved List

 Fund on Watch List

Name	Ticker	Asset Class	Trailing Performance and Risk							Management		Style		Expense	
			1 Yr	3 Yr	5 Yr	10 Yr	Pass/ Fail	Std Dev 3 Yr %	Beta 3 Yr %	Tenure	Pass/ Fail	Style Box	Pass/ Fail	Exp Ratio	Pass/ Fail
Vanguard Target Retirement Income Inv	VTINX	Target Date	5.69	5.39	4.93	5.84		5.55	0.86	7.36		—		0.12	
<i>percentile rank</i>			<i>22</i>	<i>20</i>	<i>20</i>	<i>23</i>									
<i># of funds in category</i>			<i>181</i>	<i>157</i>	<i>134</i>	<i>96</i>									
<b>Balanced</b>															
BlackRock Global Allocation Instl	MALOX	World Allocation	6.85	4.92	4.49	6.34		10.40	1.00	3.50				0.80	
<i>percentile rank</i>			<i>5</i>	<i>9</i>	<i>16</i>	<i>31</i>									
<i># of funds in category</i>			<i>480</i>	<i>409</i>	<i>351</i>	<i>218</i>									