

MONTALBANO INC 401K PROFIT SHARING

Screens Summary (Data as of 06-30-2020)

⊖ Fund Removed from Approved List ⚠ Fund on Watch List

Name	Ticker	Asset Class	Trailing Performance and Risk				Management			Style		Expense			
			1 Yr	3 Yr	5 Yr	10 Yr	Pass/ Fail	Std Dev 3 Yr %	Beta 3 Yr %	Tenure	Pass/ Fail	Style Box	Pass/ Fail	Exp Ratio	Pass/ Fail
US Stock															
Vanguard FTSE Social Index Admiral <i>percentile rank</i> <i># of funds in category</i>	VFTAX	Large Blend Index	11.20 6 1,383	- - 1,234	- - 1,062	- - 811	—	-	-	4.53	✓	⚠	✖	0.14	✓
State St Russell Lg Cap Gr® Indx NL Cl C <i>percentile rank</i> <i># of funds in category</i>		Large Growth	23.30 22 1,346	18.93 28 1,249	15.84 20 1,096	17.18 18 817	✓	17.62	1.00	21.01	✓	⚠	✓	0.04	✓
DFA US Large Cap Value I <i>percentile rank</i> <i># of funds in category</i>	DFLVX	Large Value	-12.44 86 1,198	-0.22 82 1,114	3.56 69 975	10.70 27 710	✓	20.96	1.15	8.34	✓	⚠	✓	0.26	✓
MFS Mid Cap Growth R6 <i>percentile rank</i> <i># of funds in category</i>	OTCKX	Mid-Cap Growth	12.50 34 603	17.73 17 559	13.93 12 501	- - 382	✓	18.13	0.88	11.62	✓	⚠	✓	0.74	✓
State St Russell Sm Cap® Gr Indx NL Cl C <i>percentile rank</i> <i># of funds in category</i>		Small Growth	3.20 53 627	7.68 62 579	6.72 64 510	12.78 59 381	✓	22.95	1.00	10.83	✓	⚠	✓	0.05	✓
State St Russell Sm Cp® Val Indx NL Cl C <i>percentile rank</i> <i># of funds in category</i>		Small Value	-17.07 40 436	-4.16 31 412	1.34 21 372	7.85 33 258	✓	23.38	0.99	10.83	✓	⚠	✓	0.05	✓
Non-US Stock															
Vanguard Emerging Mkts Stock Idx Adm <i>percentile rank</i> <i># of funds in category</i>	VEMAX	Diversified Emerging Mkts	-2.92 43 812	2.12 36 701	2.16 54 591	3.14 48 247	✓	18.64	0.99	11.84	✓	⚠	✓	0.14	✓
American Funds Europacific Growth R6 <i>percentile rank</i> <i># of funds in category</i>	REGGX	Foreign Large Blend	3.17 62 477	4.76 58 421	4.90 52 344	7.48 51 249	✓	16.90	1.08	19.09	✓	⚠	✓	0.46	✓
Vanguard Developed Markets Index Admiral <i>percentile rank</i> <i># of funds in category</i>	VTMGX	Foreign Large Blend Index	-4.26 43 763	0.88 44 652	2.46 28 522	6.09 20 369	✓	16.20	1.00	7.36	✓	⚠	✓	0.07	✓
Alternative															
Vanguard Real Estate Index Admiral <i>percentile rank</i> <i># of funds in category</i>	VGSLX	Real Estate	-6.93 28 253	2.23 37 225	5.36 31 199	9.71 31 140	✓	17.83	0.94	24.15	✓	—	✓	0.12	✓
Fixed Income															
Western Asset Core Plus Bond IS <i>percentile rank</i> <i># of funds in category</i>	WAPSX	Core Plus Bond	8.14 31 601	5.61 9 534	5.48 1 455	5.31 7 333	✓	4.98	1.16	13.51	✓	—	—	0.42	✓

MONTALBANO INC 401K PROFIT SHARING

Screens Summary (Data as of 06-30-2020)

Fund Removed from Approved List

Fund on Watch List


Name	Ticker	Asset Class	Trailing Performance and Risk				Management			Style		Expense			
			1 Yr	3 Yr	5 Yr	10 Yr	Pass/ Fail	Std Dev 3 Yr %	Beta 3 Yr %	Tenure	Pass/ Fail	Style Box	Pass/ Fail	Exp Ratio	Pass/ Fail
PIMCO Real Return Instl	PRRIX	Inflation-Protected Bond	8.38	4.94	3.73	3.49		3.77	1.00	1.47		—	—	0.98	
<i>percentile rank</i>			15	25	18	10									
<i># of funds in category</i>			212	196	170	115									
American Century Diversified Bond R6	ADDVX	Intermediate-Term Bond	8.37	4.79	4.07	—		3.61	1.06	18.59			—	0.35	
<i>percentile rank</i>			49	60	47	—									
<i># of funds in category</i>			421	380	331	249									
PIMCO Short-Term Instl	PTSHX	Ultrashort Bond	2.87	2.35	2.23	1.89		2.37	0.12	9.50		—	—	0.50	
<i>percentile rank</i>			5	22	4	10									
<i># of funds in category</i>			205	164	127	60									

Target Date










Vanguard Target Retirement 2015 Inv	VTXVX	Target Date	5.45	5.78	5.47	7.55		6.76	0.88	7.36		—		0.13	
<i>percentile rank</i>			27	26	29	35									
<i># of funds in category</i>			123	98	72	48									
Vanguard Target Retirement 2020 Inv	VTWNX	Target Date	5.09	6.09	5.96	8.31		8.88	1.03	7.36		—		0.13	
<i>percentile rank</i>			24	18	12	14									
<i># of funds in category</i>			224	196	150	95									
Vanguard Target Retirement 2025 Inv	VTTVX	Target Date	4.82	6.33	6.29	8.88		10.41	1.06	7.36		—		0.13	
<i>percentile rank</i>			24	22	14	17									
<i># of funds in category</i>			230	201	160	94									
Vanguard Target Retirement 2030 Inv	VTHRX	Target Date	4.40	6.42	6.47	9.37		11.65	1.02	7.36		—		0.14	
<i>percentile rank</i>			30	26	22	21									
<i># of funds in category</i>			239	210	165	103									
Vanguard Target Retirement 2035 Inv	VTTX	Target Date	3.94	6.45	6.62	9.84		12.87	0.97	7.36		—		0.14	
<i>percentile rank</i>			26	27	24	19									
<i># of funds in category</i>			227	198	157	91									
Vanguard Target Retirement 2040 Inv	VFORX	Target Date	3.46	6.50	6.76	10.08		14.10	0.96	7.36		—		0.14	
<i>percentile rank</i>			26	20	22	20									
<i># of funds in category</i>			239	210	165	103									
Vanguard Target Retirement 2045 Inv	VTIVX	Target Date	2.97	6.41	6.79	10.10		15.15	0.98	7.36		—		0.15	
<i>percentile rank</i>			38	25	23	19									
<i># of funds in category</i>			227	198	157	90									
Vanguard Target Retirement 2050 Inv	VFIFX	Target Date	3.02	6.42	6.79	10.10		15.15	0.96	7.36		—		0.15	
<i>percentile rank</i>			34	24	22	24									
<i># of funds in category</i>			239	210	165	83									
Vanguard Target Retirement 2055 Inv	VFFVX	Target Date	2.95	6.40	6.77	—		15.14	0.96	7.36		—		0.15	
<i>percentile rank</i>			33	26	24	—									
<i># of funds in category</i>			227	196	154	36									
Vanguard Target Retirement 2060 Inv	VTTX	Target Date	2.95	6.39	6.76	—		15.14	0.95	7.36		—		0.15	
<i>percentile rank</i>			31	30	44	—									
<i># of funds in category</i>			254	165	63	—									
Vanguard Target Retirement 2065 Inv	VLXVX	Target Date	2.84	—	—	—	—	—	—	2.97		—		0.15	
<i>percentile rank</i>			35	—	—	—									
<i># of funds in category</i>			254	165	63	—									

MONTALBANO INC 401K PROFIT SHARING

Screens Summary (Data as of 06-30-2020)

 Fund Removed from Approved List

 Fund on Watch List

Name	Ticker	Asset Class	Trailing Performance and Risk				Management			Style		Expense			
			1 Yr	3 Yr	5 Yr	10 Yr	Pass/ Fail	Std Dev 3 Yr %	Beta 3 Yr %	Tenure	Pass/ Fail	Style Box	Pass/ Fail	Exp Ratio	Pass/ Fail
Vanguard Target Retirement Income Inv	VTINX	Target Date	5.69	5.39	4.93	5.84		5.55	0.86	7.36		—		0.12	
<i>percentile rank</i>			22	20	20	23									
<i># of funds in category</i>			181	157	134	96									
Balanced															
American Funds Capital Income Bldr R6	RIRGX	World Allocation	-1.28	2.47	3.94	7.24		10.08	0.95	28.52				0.27	
<i>percentile rank</i>			39	45	27	11									
<i># of funds in category</i>			480	409	351	218									