

# NORTH WELD COUNTY WATER DISTRICT

## Screens Summary (Data as of 06-30-2020)

⊖ Fund Removed from Approved List    ⚠ Fund on Watch List

Name	Ticker	Asset Class	Trailing Performance and Risk				Management			Style		Expense				
			1 Yr	3 Yr	5 Yr	10 Yr	Pass/ Fail	Std Dev 3 Yr %	Beta 3 Yr %	Tenure	Pass/ Fail	Style Box	Pass/ Fail	Exp Ratio	Pass/ Fail	
<b>US Stock</b>																
Vanguard 500 Index Admiral	VFIAX	Large Blend Index	7.47	10.69	10.69	13.95	✓	16.96	1.00	4.18	✓	■	✓	0.04	✓	
<i>percentile rank</i>			23	18	11	8										
<i># of funds in category</i>			1,383	1,234	1,062	811										
MFS Growth R6	MFEKX	Large Growth	20.80	20.33	16.72	—	✓	16.65	0.93	18.26	✓	■	✓	0.57	✓	
<i>percentile rank</i>			34	18	11	—										
<i># of funds in category</i>			1,346	1,249	1,096	817										
Invesco Diversified Dividend R6	LCEFX	Large Value	-7.43	1.31	4.31	—	✓	14.95	0.81	17.51	✓	■	✓	0.42	✓	
<i>percentile rank</i>			47	64	54	—										
<i># of funds in category</i>			1,198	1,114	975	710										
Vanguard Mid Cap Index Admiral	VIMAX	Mid-Cap Blend	-0.20	6.45	6.99	12.47	✓	20.04	0.98	22.13	✓	■	✓	0.05	✓	
<i>percentile rank</i>			12	8	10	5										
<i># of funds in category</i>			410	370	296	216										
⚠ PGIM Jennison Small Company R6	PJSQX	Small Growth	-7.92	2.00	3.87	—	✓	25.60	1.08	6.59	✓	■	✘	0.69	✓	
<i>percentile rank</i>			87	89	88	—										
<i># of funds in category</i>			627	579	510	381										
DFA US Small Cap Value I	DFSVX	Small Value	-20.34	-6.52	-1.56	7.70	✓	26.54	1.12	8.34	✓	■	✓	0.51	✓	
<i>percentile rank</i>			74	72	72	36										
<i># of funds in category</i>			436	412	372	258										
<b>Non-US Stock</b>																
JPMorgan Emerging Markets Equity R6	JEMWX	Diversified Emerging Mkts	5.72	8.05	8.28	—	✓	19.28	1.00	14.84	✓	■	✓	0.79	✓	
<i>percentile rank</i>			12	5	3	—										
<i># of funds in category</i>			812	701	591	247										
American Funds Intl Gr and Inc R6	RIGGX	Foreign Large Blend	-5.20	1.23	1.91	5.84	✓	16.69	1.03	11.75	✓	■	✓	0.55	✓	
<i>percentile rank</i>			60	30	50	27										
<i># of funds in category</i>			763	652	522	369										
Vanguard Developed Markets Index Admiral	VTMGX	Foreign Large Blend Index	-4.26	0.88	2.46	6.09	✓	16.20	1.00	7.36	✓	■	✓	0.07	✓	
<i>percentile rank</i>			43	44	28	20										
<i># of funds in category</i>			763	652	522	369										
<b>Alternative</b>																
Vanguard Real Estate Index Admiral	VGSLX	Real Estate	-6.93	2.23	5.36	9.71	✓	17.83	0.94	24.15	✓	—	✓	0.12	✓	
<i>percentile rank</i>			28	37	31	31										
<i># of funds in category</i>			253	225	199	140										
<b>Fixed Income</b>																
Vanguard Inflation-Protected Secs Adm	VAIPX	Inflation-Protected Bond	8.05	4.86	3.66	3.41	✓	3.45	0.93	8.87	✓	—	—	0.10	✓	
<i>percentile rank</i>			32	31	21	18										
<i># of funds in category</i>			212	196	170	115										

# NORTH WELD COUNTY WATER DISTRICT

## Screens Summary (Data as of 06-30-2020)

⊖ Fund Removed from Approved List
 ! Fund on Watch List

Name	Ticker	Asset Class	Trailing Performance and Risk				Management			Style		Expense			
			1 Yr	3 Yr	5 Yr	10 Yr	Pass/ Fail	Std Dev 3 Yr %	Beta 3 Yr %	Tenure	Pass/ Fail	Style Box	Pass/ Fail	Exp Ratio	Pass/ Fail
Baird Aggregate Bond Inst	BAGIX	Intermediate-Term Bond	9.25	5.60	4.69	4.68	✓	3.70	1.08	19.76	✓	☒	—	0.30	✓
<i>percentile rank</i>			15	11	9	4									
<i># of funds in category</i>			421	380	331	249									
PIMCO Income Instl	PIMIX	Multisector Bond	0.69	3.32	4.69	7.51	✓	5.52	0.87	13.26	✓	—	—	1.05	✓
<i>percentile rank</i>			56	34	6	1									
<i># of funds in category</i>			321	283	235	128									
Federated Hermes Govt Ultrashort R6	FGULX	Ultrashort Bond	2.08	1.90	—	—	✓	0.45	0.07	22.99	✓	—	—	0.24	✓
<i>percentile rank</i>			42	67	—	—									
<i># of funds in category</i>			205	164	127	60									









Target Date															
Vanguard Target Retirement 2015 Inv	VTXVX	Target Date	5.45	5.78	5.47	7.55	✓	6.76	0.88	7.36	✓	—	✓	0.13	✓
<i>percentile rank</i>			27	26	29	35									
<i># of funds in category</i>			123	98	72	48									
Vanguard Target Retirement 2020 Inv	VTWNX	Target Date	5.09	6.09	5.96	8.31	✓	8.88	1.03	7.36	✓	—	✓	0.13	✓
<i>percentile rank</i>			24	18	12	14									
<i># of funds in category</i>			224	196	150	95									
Vanguard Target Retirement 2025 Inv	VTTVX	Target Date	4.82	6.33	6.29	8.88	✓	10.41	1.06	7.36	✓	—	✓	0.13	✓
<i>percentile rank</i>			24	22	14	17									
<i># of funds in category</i>			230	201	160	94									
Vanguard Target Retirement 2030 Inv	VTHRX	Target Date	4.40	6.42	6.47	9.37	✓	11.65	1.02	7.36	✓	—	✓	0.14	✓
<i>percentile rank</i>			30	26	22	21									
<i># of funds in category</i>			239	210	165	103									
Vanguard Target Retirement 2035 Inv	VTTX	Target Date	3.94	6.45	6.62	9.84	✓	12.87	0.97	7.36	✓	—	✓	0.14	✓
<i>percentile rank</i>			26	27	24	19									
<i># of funds in category</i>			227	198	157	91									
Vanguard Target Retirement 2040 Inv	VFORX	Target Date	3.46	6.50	6.76	10.08	✓	14.10	0.96	7.36	✓	—	✓	0.14	✓
<i>percentile rank</i>			26	20	22	20									
<i># of funds in category</i>			239	210	165	103									
Vanguard Target Retirement 2045 Inv	VTIVX	Target Date	2.97	6.41	6.79	10.10	✓	15.15	0.98	7.36	✓	—	✓	0.15	✓
<i>percentile rank</i>			38	25	23	19									
<i># of funds in category</i>			227	198	157	90									
Vanguard Target Retirement 2050 Inv	VFIFX	Target Date	3.02	6.42	6.79	10.10	✓	15.15	0.96	7.36	✓	—	✓	0.15	✓
<i>percentile rank</i>			34	24	22	24									
<i># of funds in category</i>			239	210	165	83									
Vanguard Target Retirement 2055 Inv	VFFVX	Target Date	2.95	6.40	6.77	—	✓	15.14	0.96	7.36	✓	—	✓	0.15	✓
<i>percentile rank</i>			33	26	24	—									
<i># of funds in category</i>			227	196	154	36									
Vanguard Target Retirement 2060 Inv	VTTX	Target Date	2.95	6.39	6.76	—	✓	15.14	0.95	7.36	✓	—	✓	0.15	✓
<i>percentile rank</i>			31	30	44	—									
<i># of funds in category</i>			254	165	63	—									
Vanguard Target Retirement 2065 Inv	VLXVX	Target Date	2.84	—	—	—	—	—	—	2.97	✖	—	✓	0.15	✓
<i>percentile rank</i>			35	—	—	—									
<i># of funds in category</i>			254	165	63	—									

# NORTH WELD COUNTY WATER DISTRICT

## Screens Summary (Data as of 06-30-2020)

 Fund Removed from Approved List

 Fund on Watch List

Name	Ticker	Asset Class	Trailing Performance and Risk				Management			Style		Expense				
			1 Yr	3 Yr	5 Yr	10 Yr	Pass/ Fail	Std Dev 3 Yr %	Beta 3 Yr %	Tenure	Pass/ Fail	Style Box	Pass/ Fail	Exp Ratio	Pass/ Fail	
Vanguard Target Retirement Income Inv	VTINX	Target Date	5.69	5.39	4.93	5.84		5.55	0.86	7.36		—		0.12		
<i>percentile rank</i>			<i>22</i>	<i>20</i>	<i>20</i>	<i>23</i>										
<i># of funds in category</i>			<i>181</i>	<i>157</i>	<i>134</i>	<i>96</i>										
<b>Balanced</b>																
American Funds American Balanced R6	RLBGX	Moderate Allocation	6.62	7.81	8.15	10.69		9.99	0.97	21.51		—		0.26		
<i>percentile rank</i>			<i>17</i>	<i>15</i>	<i>7</i>	<i>3</i>										
<i># of funds in category</i>			<i>685</i>	<i>636</i>	<i>559</i>	<i>412</i>										