

NEWTERRA 401K PLAN

Screens Summary (Data as of 06-30-2020)

⊖ Fund Removed from Approved List ⚠ Fund on Watch List

Name	Ticker	Asset Class	Trailing Performance and Risk				Management			Style		Expense				
			1 Yr	3 Yr	5 Yr	10 Yr	Pass/ Fail	Std Dev 3 Yr %	Beta 3 Yr %	Tenure	Pass/ Fail	Style Box	Pass/ Fail	Exp Ratio	Pass/ Fail	
US Stock																
Vanguard 500 Index Admiral	VFIAX	Large Blend Index	7.47	10.69	10.69	13.95	✔	16.96	1.00	4.18	✔	☐	✔	0.04	✔	
<i>percentile rank</i>			23	18	11	8										
<i># of funds in category</i>			1,383	1,234	1,062	811										
MFS Growth R6	MFEKX	Large Growth	20.80	20.33	16.72	—	✔	16.65	0.93	18.26	✔	☐	✔	0.57	✔	
<i>percentile rank</i>			34	18	11	—										
<i># of funds in category</i>			1,346	1,249	1,096	817										
Invesco Diversified Dividend R6	LCEFX	Large Value	-7.43	1.31	4.31	—	✔	14.95	0.81	17.51	✔	☐	✔	0.42	✔	
<i>percentile rank</i>			47	64	54	—										
<i># of funds in category</i>			1,198	1,114	975	710										
Vanguard Mid Cap Index Admiral	VIMAX	Mid-Cap Blend	-0.20	6.45	6.99	12.47	✔	20.04	0.98	22.13	✔	☐	✔	0.05	✔	
<i>percentile rank</i>			12	8	10	5										
<i># of funds in category</i>			410	370	296	216										
⚠ PGIM Jennison Small Company R6	PJSQX	Small Growth	-7.92	2.00	3.87	—	✔	25.60	1.08	6.59	✔	☐	✖	0.69	✔	
<i>percentile rank</i>			87	89	88	—										
<i># of funds in category</i>			627	579	510	381										
DFA US Small Cap Value I	DFSVX	Small Value	-20.34	-6.52	-1.56	7.70	✔	26.54	1.12	8.34	✔	☐	✔	0.51	✔	
<i>percentile rank</i>			74	72	72	36										
<i># of funds in category</i>			436	412	372	258										
Non-US Stock																
JPMorgan Emerging Markets Equity R6	JEMWX	Diversified Emerging Mkts	5.72	8.05	8.28	—	✔	19.28	1.00	14.84	✔	☐	✔	0.79	✔	
<i>percentile rank</i>			12	5	3	—										
<i># of funds in category</i>			812	701	591	247										
American Funds Intl Gr and Inc R6	RIGGX	Foreign Large Blend	-5.20	1.23	1.91	5.84	✔	16.69	1.03	11.75	✔	☐	✔	0.55	✔	
<i>percentile rank</i>			60	30	50	27										
<i># of funds in category</i>			763	652	522	369										
Vanguard Developed Markets Index Admiral	VTMGX	Foreign Large Blend Index	-4.26	0.88	2.46	6.09	✔	16.20	1.00	7.36	✔	☐	✔	0.07	✔	
<i>percentile rank</i>			43	44	28	20										
<i># of funds in category</i>			763	652	522	369										
Alternative																
Vanguard Real Estate Index Admiral	VGSLX	Real Estate	-6.93	2.23	5.36	9.71	✔	17.83	0.94	24.15	✔	—	✔	0.12	✔	
<i>percentile rank</i>			28	37	31	31										
<i># of funds in category</i>			253	225	199	140										
Fixed Income																
Vanguard Inflation-Protected Secs Adm	VAIPX	Inflation-Protected Bond	8.05	4.86	3.66	3.41	✔	3.45	0.93	8.87	✔	—	—	0.10	✔	
<i>percentile rank</i>			32	31	21	18										
<i># of funds in category</i>			212	196	170	115										

NEWTERRA 401K PLAN

Screens Summary (Data as of 06-30-2020)

⊖ Fund Removed from Approved List ⚠ Fund on Watch List

Name	Ticker	Asset Class	Trailing Performance and Risk				Management			Style		Expense			
			1 Yr	3 Yr	5 Yr	10 Yr	Pass/ Fail	Std Dev 3 Yr %	Beta 3 Yr %	Tenure	Pass/ Fail	Style Box	Pass/ Fail	Exp Ratio	Pass/ Fail
Baird Aggregate Bond Inst <i>percentile rank</i> <i># of funds in category</i>	BAGIX	Intermediate-Term Bond	9.25 15 421	5.60 11 380	4.69 9 331	4.68 4 249	✔	3.70	1.08	19.76	✔	☒	—	0.30	✔
PIMCO Income Instl <i>percentile rank</i> <i># of funds in category</i>	PIMIX	Multisector Bond	0.69 56 321	3.32 34 283	4.69 6 235	7.51 1 128	✔	5.52	0.87	13.26	✔	—	—	1.05	✔
Federated Hermes Govt Ultrashort R6 <i>percentile rank</i> <i># of funds in category</i>	FGULX	Ultrashort Bond	2.08 42 205	1.90 67 164	— — 127	— — 60	✔	0.45	0.07	22.99	✔	—	—	0.24	✔









Target Date															
Vanguard Target Retirement 2015 Inv <i>percentile rank</i> <i># of funds in category</i>	VTXVX	Target Date	5.45 27 123	5.78 26 98	5.47 29 72	7.55 35 48	✔	6.76	0.88	7.36	✔	—	✔	0.13	✔
Vanguard Target Retirement 2020 Inv <i>percentile rank</i> <i># of funds in category</i>	VTWNX	Target Date	5.09 24 224	6.09 18 196	5.96 12 150	8.31 14 95	✔	8.88	1.03	7.36	✔	—	✔	0.13	✔
Vanguard Target Retirement 2025 Inv <i>percentile rank</i> <i># of funds in category</i>	VTTVX	Target Date	4.82 24 230	6.33 22 201	6.29 14 160	8.88 17 94	✔	10.41	1.06	7.36	✔	—	✔	0.13	✔
Vanguard Target Retirement 2030 Inv <i>percentile rank</i> <i># of funds in category</i>	VTHRX	Target Date	4.40 30 239	6.42 26 210	6.47 22 165	9.37 21 103	✔	11.65	1.02	7.36	✔	—	✔	0.14	✔
Vanguard Target Retirement 2035 Inv <i>percentile rank</i> <i># of funds in category</i>	VTTX	Target Date	3.94 26 227	6.45 27 198	6.62 24 157	9.84 19 91	✔	12.87	0.97	7.36	✔	—	✔	0.14	✔
Vanguard Target Retirement 2040 Inv <i>percentile rank</i> <i># of funds in category</i>	VFORX	Target Date	3.46 26 239	6.50 20 210	6.76 22 165	10.08 20 103	✔	14.10	0.96	7.36	✔	—	✔	0.14	✔
Vanguard Target Retirement 2045 Inv <i>percentile rank</i> <i># of funds in category</i>	VTIVX	Target Date	2.97 38 227	6.41 25 198	6.79 23 157	10.10 19 90	✔	15.15	0.98	7.36	✔	—	✔	0.15	✔
Vanguard Target Retirement 2050 Inv <i>percentile rank</i> <i># of funds in category</i>	VFIFX	Target Date	3.02 34 239	6.42 24 210	6.79 22 165	10.10 24 83	✔	15.15	0.96	7.36	✔	—	✔	0.15	✔
Vanguard Target Retirement 2055 Inv <i>percentile rank</i> <i># of funds in category</i>	VFFVX	Target Date	2.95 33 227	6.40 26 196	6.77 24 154	— — 36	✔	15.14	0.96	7.36	✔	—	✔	0.15	✔
Vanguard Target Retirement 2060 Inv <i>percentile rank</i> <i># of funds in category</i>	VTTX	Target Date	2.95 31 254	6.39 30 165	6.76 44 63	— — —	✔	15.14	0.95	7.36	✔	—	✔	0.15	✔
Vanguard Target Retirement 2065 Inv <i>percentile rank</i> <i># of funds in category</i>	VLXVX	Target Date	2.84 35 254	— — 165	— — 63	— — —	—	—	—	2.97	✖	—	✔	0.15	✔

NEWTERRA 401K PLAN

Screens Summary (Data as of 06-30-2020)

 Fund Removed from Approved List

 Fund on Watch List

Name	Ticker	Asset Class	Trailing Performance and Risk				Management			Style		Expense			
			1 Yr	3 Yr	5 Yr	10 Yr	Pass/ Fail	Std Dev 3 Yr %	Beta 3 Yr %	Tenure	Pass/ Fail	Style Box	Pass/ Fail	Exp Ratio	Pass/ Fail
Vanguard Target Retirement Income Inv	VTINX	Target Date	5.69	5.39	4.93	5.84		5.55	0.86	7.36		—		0.12	
<i>percentile rank</i>			<i>22</i>	<i>20</i>	<i>20</i>	<i>23</i>									
<i># of funds in category</i>			<i>181</i>	<i>157</i>	<i>134</i>	<i>96</i>									
Balanced															
American Funds American Balanced R6	RLBGX	Moderate Allocation	6.62	7.81	8.15	10.69		9.99	0.97	21.51		—		0.26	
<i>percentile rank</i>			<i>17</i>	<i>15</i>	<i>7</i>	<i>3</i>									
<i># of funds in category</i>			<i>685</i>	<i>636</i>	<i>559</i>	<i>412</i>									