

THE MEADOWS OF NAPA VALLEY AND

Screens Summary (Data as of 06-30-2020)

⊖ Fund Removed from Approved List

⚠ Fund on Watch List

Name	Ticker	Asset Class	Trailing Performance and Risk				Management			Style		Expense				
			1 Yr	3 Yr	5 Yr	10 Yr	Pass/ Fail	Std Dev 3 Yr %	Beta 3 Yr %	Tenure	Pass/ Fail	Style Box	Pass/ Fail	Exp Ratio	Pass/ Fail	
US Stock																
Vanguard 500 Index Admiral	VFIAX	Large Blend Index	7.47	10.69	10.69	13.95	✔	16.96	1.00	4.18	✔	☒	✔	0.04	✔	
<i>percentile rank</i>			23	18	11	8										
<i># of funds in category</i>			1,383	1,234	1,062	811										
Fidelity® Contrafund®	FCNTX	Large Growth	17.91	16.42	14.05	15.57	✔	17.82	1.00	29.81	✔	☒	✔	0.85	✔	
<i>percentile rank</i>			48	47	39	46										
<i># of funds in category</i>			1,346	1,249	1,096	817										
American Funds Washington Mutual R6	RWMGX	Large Value	0.24	8.09	9.20	12.87	✔	15.69	0.91	23.01	✔	☒	✔	0.27	✔	
<i>percentile rank</i>			77	58	46	44										
<i># of funds in category</i>			1,383	1,234	1,062	811										
Vanguard Mid Cap Index Admiral	VIMAX	Mid-Cap Blend	-0.20	6.45	6.99	12.47	✔	20.04	0.98	22.13	✔	☒	✔	0.05	✔	
<i>percentile rank</i>			12	8	10	5										
<i># of funds in category</i>			410	370	296	216										
Carillon Eagle Small Cap Growth I	HSIIX	Small Growth	1.97	6.81	6.55	12.56	✔	23.05	1.00	24.52	✔	☒	✖	0.76	✔	
<i>percentile rank</i>			56	66	66	63										
<i># of funds in category</i>			627	579	510	381										
Delaware Small Cap Value Instl	DEVIX	Small Value	-18.27	-4.76	1.42	8.33	✔	24.60	1.03	23.18	✔	☒	✖	0.90	✔	
<i>percentile rank</i>			54	40	20	20										
<i># of funds in category</i>			436	412	372	258										
Non-US Stock																
JPMorgan Emerging Markets Equity R5	JEMOX	Diversified Emerging Mkts	5.60	7.93	-	-	✔	19.26	1.00	14.84	✔	☒	✔	0.89	✔	
<i>percentile rank</i>			12	5	-	-										
<i># of funds in category</i>			812	701	591	247										
American Funds Europacific Growth R6	REGGX	Foreign Large Blend	3.17	4.76	4.90	7.48	✔	16.90	1.08	19.09	✔	☒	✔	0.46	✔	
<i>percentile rank</i>			62	58	52	51										
<i># of funds in category</i>			477	421	344	249										
Vanguard Developed Markets Index Admiral	VTMGX	Foreign Large Blend Index	-4.26	0.88	2.46	6.09	✔	16.20	1.00	7.36	✔	☒	✔	0.07	✔	
<i>percentile rank</i>			43	44	28	20										
<i># of funds in category</i>			763	652	522	369										
Alternative																
Vanguard Real Estate Index Admiral	VGSLX	Real Estate	-6.93	2.23	5.36	9.71	✔	17.83	0.94	24.15	✔	—	✔	0.12	✔	
<i>percentile rank</i>			28	37	31	31										
<i># of funds in category</i>			253	225	199	140										
Fixed Income																
BlackRock Inflation Protected Bond Instl	BPRIX	Inflation-Protected Bond	8.50	4.80	3.36	3.12	✔	3.84	1.03	3.38	✔	—	—	0.65	✔	
<i>percentile rank</i>			15	32	37	41										
<i># of funds in category</i>			212	196	170	115										

THE MEADOWS OF NAPA VALLEY AND

Screens Summary (Data as of 06-30-2020)

Fund Removed from Approved List

Fund on Watch List

Name	Ticker	Asset Class	Trailing Performance and Risk				Management			Style		Expense			
			1 Yr	3 Yr	5 Yr	10 Yr	Pass/ Fail	Std Dev 3 Yr %	Beta 3 Yr %	Tenure	Pass/ Fail	Style Box	Pass/ Fail	Exp Ratio	Pass/ Fail
Baird Aggregate Bond Inst <i>percentile rank</i> <i># of funds in category</i>	BAGIX	Intermediate-Term Bond	9.25 15 421	5.60 11 380	4.69 9 331	4.68 4 249		3.70	1.08	19.76			—	0.30	
PIMCO Income I2 <i>percentile rank</i> <i># of funds in category</i>	PONPX	Multisector Bond	0.59 56 321	3.21 36 283	4.58 7 235	7.41 1 128		5.52	0.87	13.26		—	—	1.15	
Federated Hermes Govt Ultrashort IS <i>percentile rank</i> <i># of funds in category</i>	FGUSX	Ultrashort Bond	2.16 36 205	1.88 69 164	1.26 85 127	0.83 77 60		0.46	0.07	22.99		—	—	0.26	

Target Date






American Funds 2010 Trgt Date Retire R6 <i>percentile rank</i> <i># of funds in category</i>	RFCTX	Target Date	4.58 59 123	5.17 50 93	5.39 10 76	7.22 10 59		6.47	0.91	13.42		—		0.31	
American Funds 2015 Trgt Date Retire R6 <i>percentile rank</i> <i># of funds in category</i>	RFJTX	Target Date	4.66 48 123	5.45 46 98	5.63 10 72	7.79 13 48		7.11	0.91	13.42		—		0.31	
American Funds 2020 Trgt Date Retire R6 <i>percentile rank</i> <i># of funds in category</i>	RRCTX	Target Date	5.35 16 224	6.05 19 196	6.11 4 150	8.62 1 95		7.59	0.87	13.42		—		0.31	
American Funds 2025 Trgt Date Retire R6 <i>percentile rank</i> <i># of funds in category</i>	RFDTX	Target Date	6.71 2 230	7.04 2 201	6.89 1 160	9.83 1 94		9.02	0.91	13.42		—		0.33	
American Funds 2030 Trgt Date Retire R6 <i>percentile rank</i> <i># of funds in category</i>	RFETX	Target Date	6.31 6 239	7.52 6 210	7.41 1 165	10.53 1 103		10.71	0.93	13.42		—		0.35	
American Funds 2035 Trgt Date Retire R6 <i>percentile rank</i> <i># of funds in category</i>	RFFTX	Target Date	6.71 4 227	8.23 2 198	8.07 1 157	10.95 1 91		12.99	0.97	13.42		—		0.37	
American Funds 2040 Trgt Date Retire R6 <i>percentile rank</i> <i># of funds in category</i>	RFCTX	Target Date	6.53 2 239	8.38 2 210	8.24 1 165	11.11 1 103		13.89	0.94	13.42		—		0.38	
American Funds 2045 Trgt Date Retire R6 <i>percentile rank</i> <i># of funds in category</i>	RFHTX	Target Date	6.56 2 227	8.50 2 198	8.37 1 157	11.19 1 90		14.18	0.91	13.42		—		0.38	
American Funds 2050 Trgt Date Retire R6 <i>percentile rank</i> <i># of funds in category</i>	RFITX	Target Date	6.67 2 239	8.63 2 210	8.47 1 165	11.24 1 83		14.41	0.91	13.42		—		0.39	
American Funds 2055 Trgt Date Retire R6 <i>percentile rank</i> <i># of funds in category</i>	RFKTX	Target Date	6.73 2 227	8.62 2 196	8.47 1 154	11.24 1 36		14.41	0.90	10.42		—		0.40	
American Funds 2060 Trgt Date Retire R6 <i>percentile rank</i> <i># of funds in category</i>	RFUTX	Target Date	6.66 2 254	8.59 2 165	8.45 1 63	— — —		14.37	0.90	5.27		—		0.41	

THE MEADOWS OF NAPA VALLEY AND

Screens Summary (Data as of 06-30-2020)

 Fund Removed from Approved List

 Fund on Watch List

Name	Ticker	Asset Class	Trailing Performance and Risk				Management			Style		Expense			
			1 Yr	3 Yr	5 Yr	10 Yr	Pass/ Fail	Std Dev 3 Yr %	Beta 3 Yr %	Tenure	Pass/ Fail	Style Box	Pass/ Fail	Exp Ratio	Pass/ Fail
Balanced															
BlackRock Global Allocation Instl	MALOX	World Allocation	6.85	4.92	4.49	6.34		10.40	1.00	3.50				0.80	
<i>percentile rank</i>			5	9	16	31									
<i># of funds in category</i>			480	409	351	218									