

PRINTRON 401K PROFIT SHARING PLAN

Screens Summary (Data as of 06-30-2020)

⊖ Fund Removed from Approved List ⚠ Fund on Watch List

Name	Ticker	Asset Class	Trailing Performance and Risk				Management			Style		Expense				
			1 Yr	3 Yr	5 Yr	10 Yr	Pass/ Fail	Std Dev 3 Yr %	Beta 3 Yr %	Tenure	Pass/ Fail	Style Box	Pass/ Fail	Exp Ratio	Pass/ Fail	
US Stock																
T. Rowe Price Dividend Growth <i>percentile rank</i> <i># of funds in category</i>	PRDGX	Large Blend	3.04 62 1,383	10.05 33 1,234	10.46 18 1,062	13.48 28 811	✔	14.63	0.84	20.26	✔	☒	✔	0.62	✔	
Vanguard 500 Index Admiral <i>percentile rank</i> <i># of funds in category</i>	VFIAX	Large Blend Index	7.47 23 1,383	10.69 18 1,234	10.69 11 1,062	13.95 8 811	✔	16.96	1.00	4.18	✔	☒	✔	0.04	✔	
Fidelity® Contrafund® <i>percentile rank</i> <i># of funds in category</i>	FCNTX	Large Growth	17.91 48 1,346	16.42 47 1,249	14.05 39 1,096	15.57 46 817	✔	17.82	1.00	29.81	✔	☒	✔	0.85	✔	
American Funds Washington Mutual R6 <i>percentile rank</i> <i># of funds in category</i>	RWMGX	Large Value	0.24 77 1,383	8.09 58 1,234	9.20 46 1,062	12.87 44 811	✔	15.69	0.91	23.01	✔	☒	✔	0.27	✔	
MFS Mid Cap Growth R6 <i>percentile rank</i> <i># of funds in category</i>	OTCKX	Mid-Cap Growth	12.50 34 603	17.73 17 559	13.93 12 501	– – 382	✔	18.13	0.88	11.62	✔	☒	✔	0.74	✔	
American Century Mid Cap Value I <i>percentile rank</i> <i># of funds in category</i>	AVUAX	Mid-Cap Value	-7.81 14 420	0.40 18 386	4.88 10 346	10.58 8 245	✔	19.17	0.89	16.26	✔	☒	✔	0.78	✔	
MFS New Discovery R4 <i>percentile rank</i> <i># of funds in category</i>	MNDJX	Small Growth	12.60 20 627	18.47 14 579	12.49 15 510	14.10 32 381	✔	22.29	0.96	6.50	✔	☒	✖	1.06	✔	
Delaware Small Cap Value Instl <i>percentile rank</i> <i># of funds in category</i>	DEVIX	Small Value	-18.27 54 436	-4.76 40 412	1.42 20 372	8.33 20 258	✔	24.60	1.03	23.18	✔	☒	✖	0.90	✔	
Non-US Stock																
JPMorgan Emerging Markets Equity R5 <i>percentile rank</i> <i># of funds in category</i>	JEMOX	Diversified Emerging Mkts	5.60 12 812	7.93 5 701	– – 591	– – 247	✔	19.26	1.00	14.84	✔	☒	✔	0.89	✔	
Vanguard Developed Markets Index Admiral <i>percentile rank</i> <i># of funds in category</i>	VTMGX	Foreign Large Blend Index	-4.26 43 763	0.88 44 652	2.46 28 522	6.09 20 369	✔	16.20	1.00	7.36	✔	☒	✔	0.07	✔	
MFS International Growth R4 <i>percentile rank</i> <i># of funds in category</i>	MGRVX	Foreign Large Growth	2.50 68 477	6.98 34 421	7.34 22 344	8.21 29 249	✔	14.12	0.90	10.47	✔	☒	✔	0.85	✔	
Vanguard International Value Inv <i>percentile rank</i> <i># of funds in category</i>	VTRIX	Foreign Large Value	-8.90 26 331	-0.77 11 303	0.69 13 259	4.85 20 171	✔	16.78	1.09	12.13	✔	☒	✖	0.37	✔	
American Funds New Perspective R6 <i>percentile rank</i> <i># of funds in category</i>	RNPGX	World Stock	11.14 17 866	11.30 15 765	10.52 13 630	12.37 12 372	✔	16.50	0.98	19.59	✔	☒	✔	0.42	✔	

PRINTRON 401K PROFIT SHARING PLAN

Screens Summary (Data as of 06-30-2020)


Fund Removed from Approved List

Fund on Watch List
















Name	Ticker	Asset Class	Trailing Performance and Risk				Management			Style		Expense			
			1 Yr	3 Yr	5 Yr	10 Yr	Pass/ Fail	Std Dev 3 Yr %	Beta 3 Yr %	Tenure	Pass/ Fail	Style Box	Pass/ Fail	Exp Ratio	Pass/ Fail
Alternative															
Vanguard Real Estate Index Admiral	VGSLX	Real Estate	-6.93	2.23	5.36	9.71		17.83	0.94	24.15		—		0.12	
<i>percentile rank</i>			28	37	31	31									
<i># of funds in category</i>			253	225	199	140									
Fixed Income															
Eaton Vance Income Fund of Boston I	EIBIX	High Yield Bond	-0.90	2.42	3.77	6.07		8.01	0.90	5.66		—	—	0.75	
<i>percentile rank</i>			43	46	35	21									
<i># of funds in category</i>			703	641	550	347									
Baird Aggregate Bond Inst	BAGIX	Intermediate-Term Bond	9.25	5.60	4.69	4.68		3.70	1.08	19.76			—	0.30	
<i>percentile rank</i>			15	11	9	4									
<i># of funds in category</i>			421	380	331	249									
PIMCO Income I2	PONPX	Multisector Bond	0.59	3.21	4.58	7.41		5.52	0.87	13.26		—	—	1.15	
<i>percentile rank</i>			56	36	7	1									
<i># of funds in category</i>			321	283	235	128									
Target Date															
Vanguard Target Retirement 2015 Inv	VTXVX	Target Date	5.45	5.78	5.47	7.55		6.76	0.88	7.36		—		0.13	
<i>percentile rank</i>			27	26	29	35									
<i># of funds in category</i>			123	98	72	48									
Vanguard Target Retirement 2020 Inv	VTWNX	Target Date	5.09	6.09	5.96	8.31		8.88	1.03	7.36		—		0.13	
<i>percentile rank</i>			24	18	12	14									
<i># of funds in category</i>			224	196	150	95									
Vanguard Target Retirement 2025 Inv	VTTVX	Target Date	4.82	6.33	6.29	8.88		10.41	1.06	7.36		—		0.13	
<i>percentile rank</i>			24	22	14	17									
<i># of funds in category</i>			230	201	160	94									
Vanguard Target Retirement 2030 Inv	VTHRX	Target Date	4.40	6.42	6.47	9.37		11.65	1.02	7.36		—		0.14	
<i>percentile rank</i>			30	26	22	21									
<i># of funds in category</i>			239	210	165	103									
Vanguard Target Retirement 2035 Inv	VTTX	Target Date	3.94	6.45	6.62	9.84		12.87	0.97	7.36		—		0.14	
<i>percentile rank</i>			26	27	24	19									
<i># of funds in category</i>			227	198	157	91									
Vanguard Target Retirement 2040 Inv	VFORX	Target Date	3.46	6.50	6.76	10.08		14.10	0.96	7.36		—		0.14	
<i>percentile rank</i>			26	20	22	20									
<i># of funds in category</i>			239	210	165	103									
Vanguard Target Retirement 2045 Inv	VTIVX	Target Date	2.97	6.41	6.79	10.10		15.15	0.98	7.36		—		0.15	
<i>percentile rank</i>			38	25	23	19									
<i># of funds in category</i>			227	198	157	90									
Vanguard Target Retirement 2050 Inv	VFIFX	Target Date	3.02	6.42	6.79	10.10		15.15	0.96	7.36		—		0.15	
<i>percentile rank</i>			34	24	22	24									
<i># of funds in category</i>			239	210	165	83									

PRINTRON 401K PROFIT SHARING PLAN

Screens Summary (Data as of 06-30-2020)

 Fund Removed from Approved List

 Fund on Watch List

Name	Ticker	Asset Class	Trailing Performance and Risk							Management		Style		Expense	
			1 Yr	3 Yr	5 Yr	10 Yr	Pass/ Fail	Std Dev 3 Yr %	Beta 3 Yr %	Tenure	Pass/ Fail	Style Box	Pass/ Fail	Exp Ratio	Pass/ Fail
Vanguard Target Retirement 2055 Inv	VFFVX	Target Date	2.95	6.40	6.77	—		15.14	0.96	7.36		—		0.15	
<i>percentile rank</i>			33	26	24	—									
<i># of funds in category</i>			227	196	154	36									
Vanguard Target Retirement 2060 Inv	VTTSX	Target Date	2.95	6.39	6.76	—		15.14	0.95	7.36		—		0.15	
<i>percentile rank</i>			31	30	44	—									
<i># of funds in category</i>			254	165	63	—									
Vanguard Target Retirement 2065 Inv	VLVX	Target Date	2.84	—	—	—	—	—	—	2.97		—		0.15	
<i>percentile rank</i>			35	—	—	—									
<i># of funds in category</i>			254	165	63	—									
Vanguard Target Retirement Income Inv	VTINX	Target Date	5.69	5.39	4.93	5.84		5.55	0.86	7.36		—		0.12	
<i>percentile rank</i>			22	20	20	23									
<i># of funds in category</i>			181	157	134	96									