

ST MARYS HOME FOR DISABLED

Screens Summary (Data as of 06-30-2020)

⊖ Fund Removed from Approved List ⚠ Fund on Watch List

Name	Ticker	Asset Class	Trailing Performance and Risk				Management			Style		Expense				
			1 Yr	3 Yr	5 Yr	10 Yr	Pass/ Fail	Std Dev 3 Yr %	Beta 3 Yr %	Tenure	Pass/ Fail	Style Box	Pass/ Fail	Exp Ratio	Pass/ Fail	
US Stock																
Vanguard 500 Index Admiral	VFIAX	Large Blend Index	7.47	10.69	10.69	13.95	✔	16.96	1.00	4.18	✔	☐	✔	0.04	✔	
<i>percentile rank</i>			23	18	11	8										
<i># of funds in category</i>			1,383	1,234	1,062	811										
MFS Growth R6	MFEKX	Large Growth	20.80	20.33	16.72	—	✔	16.65	0.93	18.26	✔	☐	✔	0.57	✔	
<i>percentile rank</i>			34	18	11	—										
<i># of funds in category</i>			1,346	1,249	1,096	817										
JPMorgan Equity Income R6	OIEJX	Large Value	-5.83	5.14	7.00	—	✔	16.40	0.90	15.92	✔	☐	✔	0.49	✔	
<i>percentile rank</i>			36	17	12	—										
<i># of funds in category</i>			1,198	1,114	975	710										
Vanguard Mid Cap Index Admiral	VIMAX	Mid-Cap Blend	-0.20	6.45	6.99	12.47	✔	20.04	0.98	22.13	✔	☐	✔	0.05	✔	
<i>percentile rank</i>			12	8	10	5										
<i># of funds in category</i>			410	370	296	216										
MFS New Discovery R6	MNDKX	Small Growth	12.72	18.56	12.60	—	✔	22.29	0.96	6.50	✔	☐	✖	0.96	✔	
<i>percentile rank</i>			20	14	15	—										
<i># of funds in category</i>			627	579	510	381										
Delaware Small Cap Value R6	DVZRX	Small Value	-18.12	-4.59	—	—	✔	24.60	1.03	23.18	✔	☐	✖	0.72	✔	
<i>percentile rank</i>			51	37	—	—										
<i># of funds in category</i>			436	412	372	258										
Non-US Stock																
American Funds New World R6	RNWXG	Diversified Emerging Mkts	5.03	7.42	6.85	6.94	✔	16.60	0.85	21.05	✔	☐	✔	0.60	✔	
<i>percentile rank</i>			14	6	6	1										
<i># of funds in category</i>			812	701	591	247										
American Funds Intl Gr and Inc R6	RIGGX	Foreign Large Blend	-5.20	1.23	1.91	5.84	✔	16.69	1.03	11.75	✔	☐	✔	0.55	✔	
<i>percentile rank</i>			60	30	50	27										
<i># of funds in category</i>			763	652	522	369										
Vanguard Developed Markets Index Admiral	VTMGX	Foreign Large Blend Index	-4.26	0.88	2.46	6.09	✔	16.20	1.00	7.36	✔	☐	✔	0.07	✔	
<i>percentile rank</i>			43	44	28	20										
<i># of funds in category</i>			763	652	522	369										
Alternative																
Vanguard Real Estate Index Admiral	VGSLX	Real Estate	-6.93	2.23	5.36	9.71	✔	17.83	0.94	24.15	✔	—	✔	0.12	✔	
<i>percentile rank</i>			28	37	31	31										
<i># of funds in category</i>			253	225	199	140										
Fixed Income																
Vanguard Inflation-Protected Secs Adm	VAIPX	Inflation-Protected Bond	8.05	4.86	3.66	3.41	✔	3.45	0.93	8.87	✔	—	—	0.10	✔	
<i>percentile rank</i>			32	31	21	18										
<i># of funds in category</i>			212	196	170	115										

ST MARYS HOME FOR DISABLED

Screens Summary (Data as of 06-30-2020)

⊖ Fund Removed from Approved List
 ! Fund on Watch List

Name	Ticker	Asset Class	Trailing Performance and Risk				Management			Style		Expense			
			1 Yr	3 Yr	5 Yr	10 Yr	Pass/ Fail	Std Dev 3 Yr %	Beta 3 Yr %	Tenure	Pass/ Fail	Style Box	Pass/ Fail	Exp Ratio	Pass/ Fail
Western Asset Core Bond IS <i>percentile rank</i> <i># of funds in category</i>	WACSX	Intermediate-Term Bond	8.55 40 421	5.71 9 380	5.04 3 331	4.94 1 249	✓	3.80	1.02	13.51	✓	☒	—	0.42	✓
PIMCO Income Instl <i>percentile rank</i> <i># of funds in category</i>	PIMIX	Multisector Bond	0.69 56 321	3.32 34 283	4.69 6 235	7.51 1 128	✓	5.52	0.87	13.26	✓	—	—	1.05	✓
Vanguard Ultra-Short-Term Bond Admiral <i>percentile rank</i> <i># of funds in category</i>	VUSFX	Ultrashort Bond	2.66 11 205	2.50 11 164	1.93 21 127	— — 60	✓	0.94	0.15	3.43	✓	—	—	0.10	✓








Target Date															
American Funds 2010 Trgt Date Retire R6 <i>percentile rank</i> <i># of funds in category</i>	RFCTX	Target Date	4.58 59 123	5.17 50 93	5.39 10 76	7.22 10 59	✓	6.47	0.91	13.42	✓	—	✓	0.31	✓
American Funds 2015 Trgt Date Retire R6 <i>percentile rank</i> <i># of funds in category</i>	RFJTX	Target Date	4.66 48 123	5.45 46 98	5.63 10 72	7.79 13 48	✓	7.11	0.91	13.42	✓	—	✓	0.31	✓
American Funds 2020 Trgt Date Retire R6 <i>percentile rank</i> <i># of funds in category</i>	RRCTX	Target Date	5.35 16 224	6.05 19 196	6.11 4 150	8.62 1 95	✓	7.59	0.87	13.42	✓	—	✓	0.31	✓
American Funds 2025 Trgt Date Retire R6 <i>percentile rank</i> <i># of funds in category</i>	RFDTX	Target Date	6.71 2 230	7.04 2 201	6.89 1 160	9.83 1 94	✓	9.02	0.91	13.42	✓	—	✓	0.33	✓
American Funds 2030 Trgt Date Retire R6 <i>percentile rank</i> <i># of funds in category</i>	RFETX	Target Date	6.31 6 239	7.52 6 210	7.41 1 165	10.53 1 103	✓	10.71	0.93	13.42	✓	—	✓	0.35	✓
American Funds 2035 Trgt Date Retire R6 <i>percentile rank</i> <i># of funds in category</i>	RFFTX	Target Date	6.71 4 227	8.23 2 198	8.07 1 157	10.95 1 91	✓	12.99	0.97	13.42	✓	—	✓	0.37	✓
American Funds 2040 Trgt Date Retire R6 <i>percentile rank</i> <i># of funds in category</i>	RFCTX	Target Date	6.53 2 239	8.38 2 210	8.24 1 165	11.11 1 103	✓	13.89	0.94	13.42	✓	—	✓	0.38	✓
American Funds 2045 Trgt Date Retire R6 <i>percentile rank</i> <i># of funds in category</i>	RFHTX	Target Date	6.56 2 227	8.50 2 198	8.37 1 157	11.19 1 90	✓	14.18	0.91	13.42	✓	—	✓	0.38	✓
American Funds 2050 Trgt Date Retire R6 <i>percentile rank</i> <i># of funds in category</i>	RFITX	Target Date	6.67 2 239	8.63 2 210	8.47 1 165	11.24 1 83	✓	14.41	0.91	13.42	✓	—	✓	0.39	✓
American Funds 2055 Trgt Date Retire R6 <i>percentile rank</i> <i># of funds in category</i>	RFKTX	Target Date	6.73 2 227	8.62 2 196	8.47 1 154	11.24 1 36	✓	14.41	0.90	10.42	✓	—	✓	0.40	✓
American Funds 2060 Trgt Date Retire R6 <i>percentile rank</i> <i># of funds in category</i>	RFUTX	Target Date	6.66 2 254	8.59 2 165	8.45 1 63	— — —	✓	14.37	0.90	5.27	✓	—	✓	0.41	✓

ST MARYS HOME FOR DISABLED

Screens Summary (Data as of 06-30-2020)

 Fund Removed from Approved List

 Fund on Watch List

Name	Ticker	Asset Class	Trailing Performance and Risk							Management		Style		Expense		
			1 Yr	3 Yr	5 Yr	10 Yr	Pass/ Fail	Std Dev 3 Yr %	Beta 3 Yr %	Tenure	Pass/ Fail	Style Box	Pass/ Fail	Exp Ratio	Pass/ Fail	
American Funds 2065 Trgt Date Retire R6 <i>percentile rank</i> <i># of funds in category</i>	RFVTX	Target Date	—	—	—	—	—	—	—	0.50		—		0.41		
			—	—	—	—										
			254	165	63	—										
Balanced																
American Funds American Balanced R6 <i>percentile rank</i> <i># of funds in category</i>	RLBGX	Moderate Allocation	6.62	7.81	8.15	10.69		9.99	0.97	21.51		—		0.26		
			17	15	7	3										
			685	636	559	412										