

UNITED LENS COMPANY INC

Screens Summary (Data as of 06-30-2020)

⊖ Fund Removed from Approved List ⚠ Fund on Watch List

Name	Ticker	Asset Class	Trailing Performance and Risk				Management			Style		Expense			
			1 Yr	3 Yr	5 Yr	10 Yr	Pass/ Fail	Std Dev 3 Yr %	Beta 3 Yr %	Tenure	Pass/ Fail	Style Box	Pass/ Fail	Exp Ratio	Pass/ Fail
US Stock															
Vanguard 500 Index Admiral	VFIAX	Large Blend Index	7.47	10.69	10.69	13.95	✔	16.96	1.00	4.18	✔	☐	✔	0.04	✔
<i>percentile rank</i>			23	18	11	8									
<i># of funds in category</i>			1,383	1,234	1,062	811									
Fidelity® Contrafund®	FCNTX	Large Growth	17.91	16.42	14.05	15.57	✔	17.82	1.00	29.81	✔	☐	✔	0.85	✔
<i>percentile rank</i>			48	47	39	46									
<i># of funds in category</i>			1,346	1,249	1,096	817									
American Funds Washington Mutual R6	RWMGX	Large Value	0.24	8.09	9.20	12.87	✔	15.69	0.91	23.01	✔	☐	✔	0.27	✔
<i>percentile rank</i>			77	58	46	44									
<i># of funds in category</i>			1,383	1,234	1,062	811									
Vanguard Mid Cap Index Admiral	VIMAX	Mid-Cap Blend	-0.20	6.45	6.99	12.47	✔	20.04	0.98	22.13	✔	☐	✔	0.05	✔
<i>percentile rank</i>			12	8	10	5									
<i># of funds in category</i>			410	370	296	216									
Carillon Eagle Small Cap Growth I	HSIIX	Small Growth	1.97	6.81	6.55	12.56	✔	23.05	1.00	24.52	✔	☐	✖	0.76	✔
<i>percentile rank</i>			56	66	66	63									
<i># of funds in category</i>			627	579	510	381									
Delaware Small Cap Value Instl	DEVIX	Small Value	-18.27	-4.76	1.42	8.33	✔	24.60	1.03	23.18	✔	☐	✖	0.90	✔
<i>percentile rank</i>			54	40	20	20									
<i># of funds in category</i>			436	412	372	258									
Non-US Stock															
JPMorgan Emerging Markets Equity R5	JEMOX	Diversified Emerging Mkts	5.60	7.93	-	-	✔	19.26	1.00	14.84	✔	☐	✔	0.89	✔
<i>percentile rank</i>			12	5	-	-									
<i># of funds in category</i>			812	701	591	247									
American Funds Europacific Growth R6	REGGX	Foreign Large Blend	3.17	4.76	4.90	7.48	✔	16.90	1.08	19.09	✔	☐	✔	0.46	✔
<i>percentile rank</i>			62	58	52	51									
<i># of funds in category</i>			477	421	344	249									
Vanguard Developed Markets Index Admiral	VTMGX	Foreign Large Blend Index	-4.26	0.88	2.46	6.09	✔	16.20	1.00	7.36	✔	☐	✔	0.07	✔
<i>percentile rank</i>			43	44	28	20									
<i># of funds in category</i>			763	652	522	369									
Alternative															
Vanguard Real Estate Index Admiral	VGSLX	Real Estate	-6.93	2.23	5.36	9.71	✔	17.83	0.94	24.15	✔	—	✔	0.12	✔
<i>percentile rank</i>			28	37	31	31									
<i># of funds in category</i>			253	225	199	140									
Fixed Income															
BlackRock Inflation Protected Bond Instl	BPRIX	Inflation-Protected Bond	8.50	4.80	3.36	3.12	✔	3.84	1.03	3.38	✔	—	—	0.65	✔
<i>percentile rank</i>			15	32	37	41									
<i># of funds in category</i>			212	196	170	115									

UNITED LENS COMPANY INC

Screens Summary (Data as of 06-30-2020)

⊖ Fund Removed from Approved List ⚠ Fund on Watch List

Name	Ticker	Asset Class	Trailing Performance and Risk				Management			Style		Expense			
			1 Yr	3 Yr	5 Yr	10 Yr	Pass/ Fail	Std Dev 3 Yr %	Beta 3 Yr %	Tenure	Pass/ Fail	Style Box	Pass/ Fail	Exp Ratio	Pass/ Fail
Baird Aggregate Bond Inst <i>percentile rank</i> <i># of funds in category</i>	BAGIX	Intermediate-Term Bond	9.25 15 421	5.60 11 380	4.69 9 331	4.68 4 249	✔	3.70	1.08	19.76	✔	☒	—	0.30	✔
PIMCO Income I2 <i>percentile rank</i> <i># of funds in category</i>	PONPX	Multisector Bond	0.59 56 321	3.21 36 283	4.58 7 235	7.41 1 128	✔	5.52	0.87	13.26	✔	—	—	1.15	✔
Federated Hermes Govt Ultrashort IS <i>percentile rank</i> <i># of funds in category</i>	FGUSX	Ultrashort Bond	2.16 36 205	1.88 69 164	1.26 85 127	0.83 77 60	⊕	0.46	0.07	22.99	✔	—	—	0.26	✔

Target Date










Vanguard Target Retirement 2015 Inv <i>percentile rank</i> <i># of funds in category</i>	VTXVX	Target Date	5.45 27 123	5.78 26 98	5.47 29 72	7.55 35 48	✔	6.76	0.88	7.36	✔	—	✔	0.13	✔
Vanguard Target Retirement 2020 Inv <i>percentile rank</i> <i># of funds in category</i>	VTWNX	Target Date	5.09 24 224	6.09 18 196	5.96 12 150	8.31 14 95	✔	8.88	1.03	7.36	✔	—	✔	0.13	✔
Vanguard Target Retirement 2025 Inv <i>percentile rank</i> <i># of funds in category</i>	VTTVX	Target Date	4.82 24 230	6.33 22 201	6.29 14 160	8.88 17 94	✔	10.41	1.06	7.36	✔	—	✔	0.13	✔
Vanguard Target Retirement 2030 Inv <i>percentile rank</i> <i># of funds in category</i>	VTHRX	Target Date	4.40 30 239	6.42 26 210	6.47 22 165	9.37 21 103	✔	11.65	1.02	7.36	✔	—	✔	0.14	✔
Vanguard Target Retirement 2035 Inv <i>percentile rank</i> <i># of funds in category</i>	VTTX	Target Date	3.94 26 227	6.45 27 198	6.62 24 157	9.84 19 91	✔	12.87	0.97	7.36	✔	—	✔	0.14	✔
Vanguard Target Retirement 2040 Inv <i>percentile rank</i> <i># of funds in category</i>	VFORX	Target Date	3.46 26 239	6.50 20 210	6.76 22 165	10.08 20 103	✔	14.10	0.96	7.36	✔	—	✔	0.14	✔
Vanguard Target Retirement 2045 Inv <i>percentile rank</i> <i># of funds in category</i>	VTIVX	Target Date	2.97 38 227	6.41 25 198	6.79 23 157	10.10 19 90	✔	15.15	0.98	7.36	✔	—	✔	0.15	✔
Vanguard Target Retirement 2050 Inv <i>percentile rank</i> <i># of funds in category</i>	VFIFX	Target Date	3.02 34 239	6.42 24 210	6.79 22 165	10.10 24 83	✔	15.15	0.96	7.36	✔	—	✔	0.15	✔
Vanguard Target Retirement 2055 Inv <i>percentile rank</i> <i># of funds in category</i>	VFFVX	Target Date	2.95 33 227	6.40 26 196	6.77 24 154	— — 36	✔	15.14	0.96	7.36	✔	—	✔	0.15	✔
Vanguard Target Retirement 2060 Inv <i>percentile rank</i> <i># of funds in category</i>	VTTX	Target Date	2.95 31 254	6.39 30 165	6.76 44 63	— — —	✔	15.14	0.95	7.36	✔	—	✔	0.15	✔
Vanguard Target Retirement 2065 Inv <i>percentile rank</i> <i># of funds in category</i>	VLXVX	Target Date	2.84 35 254	— — 165	— — 63	— — —	—	—	—	2.97	⊕	—	✔	0.15	✔

UNITED LENS COMPANY INC

Screens Summary (Data as of 06-30-2020)

 Fund Removed from Approved List

 Fund on Watch List

Name	Ticker	Asset Class	Trailing Performance and Risk							Management		Style		Expense	
			1 Yr	3 Yr	5 Yr	10 Yr	Pass/ Fail	Std Dev 3 Yr %	Beta 3 Yr %	Tenure	Pass/ Fail	Style Box	Pass/ Fail	Exp Ratio	Pass/ Fail
Vanguard Target Retirement Income Inv	VTINX	Target Date	5.69	5.39	4.93	5.84		5.55	0.86	7.36		—		0.12	
<i>percentile rank</i>			22	20	20	23									
<i># of funds in category</i>			181	157	134	96									
Balanced															
BlackRock Global Allocation Instl	MALOX	World Allocation	6.85	4.92	4.49	6.34		10.40	1.00	3.50				0.80	
<i>percentile rank</i>			5	9	16	31									
<i># of funds in category</i>			480	409	351	218									