

# WOODMOOR WATER AND SANITATION

## Screens Summary (Data as of 06-30-2020)

⊖ Fund Removed from Approved List

⚠ Fund on Watch List

| Name                                     | Ticker | Asset Class               | Trailing Performance and Risk |       |       |       | Management    |                   |                | Style  |               | Expense      |               |              |               |  |
|--|--------|---------------------------|-------------------------------|-------|-------|-------|---------------|-------------------|----------------|--------|---------------|--------------|---------------|--------------|---------------|--|
|  |        |                           | 1 Yr                          | 3 Yr  | 5 Yr  | 10 Yr | Pass/<br>Fail | Std Dev<br>3 Yr % | Beta 3<br>Yr % | Tenure | Pass/<br>Fail | Style<br>Box | Pass/<br>Fail | Exp<br>Ratio | Pass/<br>Fail |  |
| <b>US Stock</b>                          |        |                           |                               |       |       |       |               |                   |                |        |               |              |               |              |               |  |
| Vanguard 500 Index Admiral               | VFIAX  | Large Blend Index         | 7.47                          | 10.69 | 10.69 | 13.95 | ✔             | 16.96             | 1.00           | 4.18   | ✔             | ☐            | ✔             | 0.04         | ✔             |  |
| <i>percentile rank</i>                   |        |                           | 23                            | 18    | 11    | 8     |               |                   |                |        |               |              |               |              |               |  |
| <i># of funds in category</i>            |        |                           | 1,383                         | 1,234 | 1,062 | 811   |               |                   |                |        |               |              |               |              |               |  |
| MFS Growth R6                            | MFEKX  | Large Growth              | 20.80                         | 20.33 | 16.72 | —     | ✔             | 16.65             | 0.93           | 18.26  | ✔             | ☐            | ✔             | 0.57         | ✔             |  |
| <i>percentile rank</i>                   |        |                           | 34                            | 18    | 11    | —     |               |                   |                |        |               |              |               |              |               |  |
| <i># of funds in category</i>            |        |                           | 1,346                         | 1,249 | 1,096 | 817   |               |                   |                |        |               |              |               |              |               |  |
| Invesco Diversified Dividend R6          | LCEFX  | Large Value               | -7.43                         | 1.31  | 4.31  | —     | ✔             | 14.95             | 0.81           | 17.51  | ✔             | ☐            | ✔             | 0.42         | ✔             |  |
| <i>percentile rank</i>                   |        |                           | 47                            | 64    | 54    | —     |               |                   |                |        |               |              |               |              |               |  |
| <i># of funds in category</i>            |        |                           | 1,198                         | 1,114 | 975   | 710   |               |                   |                |        |               |              |               |              |               |  |
| Vanguard Mid Cap Index Admiral           | VIMAX  | Mid-Cap Blend             | -0.20                         | 6.45  | 6.99  | 12.47 | ✔             | 20.04             | 0.98           | 22.13  | ✔             | ☐            | ✔             | 0.05         | ✔             |  |
| <i>percentile rank</i>                   |        |                           | 12                            | 8     | 10    | 5     |               |                   |                |        |               |              |               |              |               |  |
| <i># of funds in category</i>            |        |                           | 410                           | 370   | 296   | 216   |               |                   |                |        |               |              |               |              |               |  |
| ⚠ PGIM Jennison Small Company R6         | PJSQX  | Small Growth              | -7.92                         | 2.00  | 3.87  | —     | ✔             | 25.60             | 1.08           | 6.59   | ✔             | ☐            | ✖             | 0.69         | ✔             |  |
| <i>percentile rank</i>                   |        |                           | 87                            | 89    | 88    | —     |               |                   |                |        |               |              |               |              |               |  |
| <i># of funds in category</i>            |        |                           | 627                           | 579   | 510   | 381   |               |                   |                |        |               |              |               |              |               |  |
| DFA US Small Cap Value I                 | DFSVX  | Small Value               | -20.34                        | -6.52 | -1.56 | 7.70  | ✔             | 26.54             | 1.12           | 8.34   | ✔             | ☐            | ✔             | 0.51         | ✔             |  |
| <i>percentile rank</i>                   |        |                           | 74                            | 72    | 72    | 36    |               |                   |                |        |               |              |               |              |               |  |
| <i># of funds in category</i>            |        |                           | 436                           | 412   | 372   | 258   |               |                   |                |        |               |              |               |              |               |  |
| <b>Non-US Stock</b>                      |        |                           |                               |       |       |       |               |                   |                |        |               |              |               |              |               |  |
| JPMorgan Emerging Markets Equity R6      | JEMWX  | Diversified Emerging Mkts | 5.72                          | 8.05  | 8.28  | —     | ✔             | 19.28             | 1.00           | 14.84  | ✔             | ☐            | ✔             | 0.79         | ✔             |  |
| <i>percentile rank</i>                   |        |                           | 12                            | 5     | 3     | —     |               |                   |                |        |               |              |               |              |               |  |
| <i># of funds in category</i>            |        |                           | 812                           | 701   | 591   | 247   |               |                   |                |        |               |              |               |              |               |  |
| American Funds Intl Gr and Inc R6        | RIGGX  | Foreign Large Blend       | -5.20                         | 1.23  | 1.91  | 5.84  | ✔             | 16.69             | 1.03           | 11.75  | ✔             | ☐            | ✔             | 0.55         | ✔             |  |
| <i>percentile rank</i>                   |        |                           | 60                            | 30    | 50    | 27    |               |                   |                |        |               |              |               |              |               |  |
| <i># of funds in category</i>            |        |                           | 763                           | 652   | 522   | 369   |               |                   |                |        |               |              |               |              |               |  |
| Vanguard Developed Markets Index Admiral | VTMGX  | Foreign Large Blend Index | -4.26                         | 0.88  | 2.46  | 6.09  | ✔             | 16.20             | 1.00           | 7.36   | ✔             | ☐            | ✔             | 0.07         | ✔             |  |
| <i>percentile rank</i>                   |        |                           | 43                            | 44    | 28    | 20    |               |                   |                |        |               |              |               |              |               |  |
| <i># of funds in category</i>            |        |                           | 763                           | 652   | 522   | 369   |               |                   |                |        |               |              |               |              |               |  |
| <b>Alternative</b>                       |        |                           |                               |       |       |       |               |                   |                |        |               |              |               |              |               |  |
| Vanguard Real Estate Index Admiral       | VGSLX  | Real Estate               | -6.93                         | 2.23  | 5.36  | 9.71  | ✔             | 17.83             | 0.94           | 24.15  | ✔             | —            | ✔             | 0.12         | ✔             |  |
| <i>percentile rank</i>                   |        |                           | 28                            | 37    | 31    | 31    |               |                   |                |        |               |              |               |              |               |  |
| <i># of funds in category</i>            |        |                           | 253                           | 225   | 199   | 140   |               |                   |                |        |               |              |               |              |               |  |
| <b>Fixed Income</b>                      |        |                           |                               |       |       |       |               |                   |                |        |               |              |               |              |               |  |
| Vanguard Inflation-Protected Secs Adm    | VAIPX  | Inflation-Protected Bond  | 8.05                          | 4.86  | 3.66  | 3.41  | ✔             | 3.45              | 0.93           | 8.87   | ✔             | —            | —             | 0.10         | ✔             |  |
| <i>percentile rank</i>                   |        |                           | 32                            | 31    | 21    | 18    |               |                   |                |        |               |              |               |              |               |  |
| <i># of funds in category</i>            |        |                           | 212                           | 196   | 170   | 115   |               |                   |                |        |               |              |               |              |               |  |

# WOODMOOR WATER AND SANITATION

## Screens Summary (Data as of 06-30-2020)

Fund Removed from Approved List

Fund on Watch List

| Name                                | Ticker | Asset Class            | Trailing Performance and Risk |      |      |       | Management    |                   |                | Style  |               | Expense      |               |              |               |
|-------------------------------------|--------|------------------------|-------------------------------|------|------|-------|---------------|-------------------|----------------|--------|---------------|--------------|---------------|--------------|---------------|
|                                     |        |                        | 1 Yr                          | 3 Yr | 5 Yr | 10 Yr | Pass/<br>Fail | Std Dev<br>3 Yr % | Beta 3<br>Yr % | Tenure | Pass/<br>Fail | Style<br>Box | Pass/<br>Fail | Exp<br>Ratio | Pass/<br>Fail |
| Baird Aggregate Bond Inst           | BAGIX  | Intermediate-Term Bond | 9.25                          | 5.60 | 4.69 | 4.68  |               | 3.70              | 1.08           | 19.76  |               |              | —             | 0.30         |               |
| <i>percentile rank</i>              |        |                        | 15                            | 11   | 9    | 4     |               |                   |                |        |               |              |               |              |               |
| <i># of funds in category</i>       |        |                        | 421                           | 380  | 331  | 249   |               |                   |                |        |               |              |               |              |               |
| PIMCO Income Instl                  | PIMIX  | Multisector Bond       | 0.69                          | 3.32 | 4.69 | 7.51  |               | 5.52              | 0.87           | 13.26  |               | —            | —             | 1.05         |               |
| <i>percentile rank</i>              |        |                        | 56                            | 34   | 6    | 1     |               |                   |                |        |               |              |               |              |               |
| <i># of funds in category</i>       |        |                        | 321                           | 283  | 235  | 128   |               |                   |                |        |               |              |               |              |               |
| Federated Hermes Govt Ultrashort R6 | FGULX  | Ultrashort Bond        | 2.08                          | 1.90 | —    | —     |               | 0.45              | 0.07           | 22.99  |               | —            | —             | 0.24         |               |
| <i>percentile rank</i>              |        |                        | 42                            | 67   | —    | —     |               |                   |                |        |               |              |               |              |               |
| <i># of funds in category</i>       |        |                        | 205                           | 164  | 127  | 60    |               |                   |                |        |               |              |               |              |               |

### Target Date









|                                     |       |             |      |      |      |       |   |       |      |      |  |   |  |      |  |
|-------------------------------------|-------|-------------|------|------|------|-------|---|-------|------|------|--|---|--|------|--|
| Vanguard Target Retirement 2015 Inv | VTXVX | Target Date | 5.45 | 5.78 | 5.47 | 7.55  |   | 6.76  | 0.88 | 7.36 |  | — |  | 0.13 |  |
| <i>percentile rank</i>              |       |             | 27   | 26   | 29   | 35    |   |       |      |      |  |   |  |      |  |
| <i># of funds in category</i>       |       |             | 123  | 98   | 72   | 48    |   |       |      |      |  |   |  |      |  |
| Vanguard Target Retirement 2020 Inv | VTWNX | Target Date | 5.09 | 6.09 | 5.96 | 8.31  |   | 8.88  | 1.03 | 7.36 |  | — |  | 0.13 |  |
| <i>percentile rank</i>              |       |             | 24   | 18   | 12   | 14    |   |       |      |      |  |   |  |      |  |
| <i># of funds in category</i>       |       |             | 224  | 196  | 150  | 95    |   |       |      |      |  |   |  |      |  |
| Vanguard Target Retirement 2025 Inv | VTTVX | Target Date | 4.82 | 6.33 | 6.29 | 8.88  |   | 10.41 | 1.06 | 7.36 |  | — |  | 0.13 |  |
| <i>percentile rank</i>              |       |             | 24   | 22   | 14   | 17    |   |       |      |      |  |   |  |      |  |
| <i># of funds in category</i>       |       |             | 230  | 201  | 160  | 94    |   |       |      |      |  |   |  |      |  |
| Vanguard Target Retirement 2030 Inv | VTHRX | Target Date | 4.40 | 6.42 | 6.47 | 9.37  |   | 11.65 | 1.02 | 7.36 |  | — |  | 0.14 |  |
| <i>percentile rank</i>              |       |             | 30   | 26   | 22   | 21    |   |       |      |      |  |   |  |      |  |
| <i># of funds in category</i>       |       |             | 239  | 210  | 165  | 103   |   |       |      |      |  |   |  |      |  |
| Vanguard Target Retirement 2035 Inv | VTTX  | Target Date | 3.94 | 6.45 | 6.62 | 9.84  |   | 12.87 | 0.97 | 7.36 |  | — |  | 0.14 |  |
| <i>percentile rank</i>              |       |             | 26   | 27   | 24   | 19    |   |       |      |      |  |   |  |      |  |
| <i># of funds in category</i>       |       |             | 227  | 198  | 157  | 91    |   |       |      |      |  |   |  |      |  |
| Vanguard Target Retirement 2040 Inv | VFORX | Target Date | 3.46 | 6.50 | 6.76 | 10.08 |   | 14.10 | 0.96 | 7.36 |  | — |  | 0.14 |  |
| <i>percentile rank</i>              |       |             | 26   | 20   | 22   | 20    |   |       |      |      |  |   |  |      |  |
| <i># of funds in category</i>       |       |             | 239  | 210  | 165  | 103   |   |       |      |      |  |   |  |      |  |
| Vanguard Target Retirement 2045 Inv | VTIVX | Target Date | 2.97 | 6.41 | 6.79 | 10.10 |   | 15.15 | 0.98 | 7.36 |  | — |  | 0.15 |  |
| <i>percentile rank</i>              |       |             | 38   | 25   | 23   | 19    |   |       |      |      |  |   |  |      |  |
| <i># of funds in category</i>       |       |             | 227  | 198  | 157  | 90    |   |       |      |      |  |   |  |      |  |
| Vanguard Target Retirement 2050 Inv | VFIFX | Target Date | 3.02 | 6.42 | 6.79 | 10.10 |   | 15.15 | 0.96 | 7.36 |  | — |  | 0.15 |  |
| <i>percentile rank</i>              |       |             | 34   | 24   | 22   | 24    |   |       |      |      |  |   |  |      |  |
| <i># of funds in category</i>       |       |             | 239  | 210  | 165  | 83    |   |       |      |      |  |   |  |      |  |
| Vanguard Target Retirement 2055 Inv | VFFVX | Target Date | 2.95 | 6.40 | 6.77 | —     |   | 15.14 | 0.96 | 7.36 |  | — |  | 0.15 |  |
| <i>percentile rank</i>              |       |             | 33   | 26   | 24   | —     |   |       |      |      |  |   |  |      |  |
| <i># of funds in category</i>       |       |             | 227  | 196  | 154  | 36    |   |       |      |      |  |   |  |      |  |
| Vanguard Target Retirement 2060 Inv | VTTX  | Target Date | 2.95 | 6.39 | 6.76 | —     |   | 15.14 | 0.95 | 7.36 |  | — |  | 0.15 |  |
| <i>percentile rank</i>              |       |             | 31   | 30   | 44   | —     |   |       |      |      |  |   |  |      |  |
| <i># of funds in category</i>       |       |             | 254  | 165  | 63   | —     |   |       |      |      |  |   |  |      |  |
| Vanguard Target Retirement 2065 Inv | VLXVX | Target Date | 2.84 | —    | —    | —     | — | —     | —    | 2.97 |  | — |  | 0.15 |  |
| <i>percentile rank</i>              |       |             | 35   | —    | —    | —     |   |       |      |      |  |   |  |      |  |
| <i># of funds in category</i>       |       |             | 254  | 165  | 63   | —     |   |       |      |      |  |   |  |      |  |

# WOODMOOR WATER AND SANITATION

## Screens Summary (Data as of 06-30-2020)

 Fund Removed from Approved List

 Fund on Watch List

| Name                                  | Ticker | Asset Class         | Trailing Performance and Risk |            |            |            |   |                   |                | Management |   | Style        |   | Expense      |   |  |
|---------------------------------------|--------|---------------------|-------------------------------|------------|------------|------------|---|-------------------|----------------|------------|---|--------------|---|--------------|---|--|
|                                       |        |                     | 1 Yr                          | 3 Yr       | 5 Yr       | 10 Yr      | Pass/<br>Fail   | Std Dev<br>3 Yr % | Beta 3<br>Yr % | Tenure     | Pass/<br>Fail   | Style<br>Box | Pass/<br>Fail   | Exp<br>Ratio | Pass/<br>Fail   |  |
| Vanguard Target Retirement Income Inv | VTINX  | Target Date         | 5.69                          | 5.39       | 4.93       | 5.84       |  | 5.55              | 0.86           | 7.36       |  | —            |  | 0.12         |  |  |
| <i>percentile rank</i>                |        |                     | <i>22</i>                     | <i>20</i>  | <i>20</i>  | <i>23</i>  |   |                   |                |            |   |              |   |              |   |  |
| <i># of funds in category</i>         |        |                     | <i>181</i>                    | <i>157</i> | <i>134</i> | <i>96</i>  |   |                   |                |            |   |              |   |              |   |  |
| <b>Balanced</b>                       |        |                     |                               |            |            |            |   |                   |                |            |   |              |   |              |   |  |
| American Funds American Balanced R6   | RLBGX  | Moderate Allocation | 6.62                          | 7.81       | 8.15       | 10.69      |  | 9.99              | 0.97           | 21.51      |  | —            |  | 0.26         |  |  |
| <i>percentile rank</i>                |        |                     | <i>17</i>                     | <i>15</i>  | <i>7</i>   | <i>3</i>   |   |                   |                |            |   |              |   |              |   |  |
| <i># of funds in category</i>         |        |                     | <i>685</i>                    | <i>636</i> | <i>559</i> | <i>412</i> |   |                   |                |            |   |              |   |              |   |  |