

# CAPPS RENT A CAR INC 401K SAVINGS

## Screens Summary (Data as of 06-30-2021)

⊖ Fund Removed from Approved List

⚠ Fund on Watch List

Name	Ticker	Asset Class	Trailing Performance and Risk				Management			Style		Expense			
			1 Yr	3 Yr	5 Yr	10 Yr	Pass/ Fail	Std Dev 3 Yr %	Beta 3 Yr %	Tenure	Pass/ Fail	Style Box	Pass/ Fail	Exp Ratio	Pass/ Fail
<b>US Stock</b>															
JPMorgan US Equity R6 <i>percentile rank</i> <i># of funds in category</i>	JUEMX	Large Blend	41.98 42 1,395	20.79 6 1,265	19.27 4 1,107	15.43 3 825	✔	19.30	1.03	6.87	✔	⊠	✖	0.44	✔
MFS Growth R4 <i>percentile rank</i> <i># of funds in category</i>	MFEJX	Large Growth	35.22 88 1,244	23.30 40 1,143	22.99 37 1,033	17.53 24 765	✔	18.07	0.90	19.26	✔	⊠	✔	0.62	✔
Vanguard Value Index Adm <i>percentile rank</i> <i># of funds in category</i>	VVIAX	Large Value	41.29 56 1,215	12.85 37 1,146	13.03 32 1,017	12.27 16 744	✔	19.02	0.94	26.52	✔	⊠	✔	0.05	✔
Vanguard Mid Cap Index Admiral <i>percentile rank</i> <i># of funds in category</i>	VIMAX	Mid-Cap Blend	46.90 67 389	16.49 13 357	15.75 18 290	13.12 10 202	✔	21.61	0.98	23.13	✔	⊠	✔	0.05	✔
Vanguard Small Cap Growth Index Admiral <i>percentile rank</i> <i># of funds in category</i>	VSGAX	Small Growth	45.76 79 614	18.82 48 578	19.38 56 512	— — 388	✔	24.22	0.93	16.51	✔	⊠	✖	0.07	✔
Victory Sycamore Small Company Opp I <i>percentile rank</i> <i># of funds in category</i>	VSOIX	Small Value	54.98 86 431	11.71 18 407	14.79 13 381	12.35 9 285	✔	22.93	0.83	23.10	✔	⊠	✖	0.93	✔
<b>Non-US Stock</b>															
American Funds New World R6 <i>percentile rank</i> <i># of funds in category</i>	RNWXG	Diversified Emerging Mkts	42.35 46 791	16.90 10 701	16.10 12 602	8.26 1 308	✔	18.04	0.90	22.05	✔	⊠	✔	0.59	✔
Vanguard Developed Markets Index Admiral <i>percentile rank</i> <i># of funds in category</i>	VTMGX	Foreign Large Blend Index	35.81 31 760	9.14 38 678	10.90 34 584	6.38 23 390	✔	18.56	1.04	8.36	✔	⊠	✔	0.07	✔
American Funds Europacific Growth R6 <i>percentile rank</i> <i># of funds in category</i>	REGGX	Foreign Large Growth	40.10 22 445	13.79 42 384	14.50 34 323	8.33 38 229	✔	18.69	1.01	20.09	✔	⊠	✔	0.46	✔
<b>Alternative</b>															
American Century Real Estate I <i>percentile rank</i> <i># of funds in category</i>	REAIX	Real Estate	33.96 67 247	11.39 44 229	6.57 63 200	9.50 34 144	✔	18.06	0.90	12.62	✔	—	✔	0.96	✔
<b>Fixed Income</b>															
BlackRock Inflation Protected Bond Instl <i>percentile rank</i> <i># of funds in category</i>	BPRIX	Inflation- Protected Bond	7.47 20 206	6.62 17 202	4.26 21 176	3.20 31 123	✔	4.18	1.05	4.38	✔	—	—	0.44	✔

# CAPPS RENT A CAR INC 401K SAVINGS

## Screens Summary (Data as of 06-30-2021)

⊖ Fund Removed from Approved List    ⚠ Fund on Watch List


Name	Ticker	Asset Class	Trailing Performance and Risk				Management			Style		Expense			
			1 Yr	3 Yr	5 Yr	10 Yr	Pass/ Fail	Std Dev 3 Yr %	Beta 3 Yr %	Tenure	Pass/ Fail	Style Box	Pass/ Fail	Exp Ratio	Pass/ Fail
Metropolitan West Total Return Bd I <i>percentile rank</i> <i># of funds in category</i>	MWITX	Intermediate-Term Bond	1.28 81 587	6.12 34 550	3.63 55 478	4.32 21 341	✔	3.58	1.02	24.27	✔	—	—	0.46	✔
PIMCO Income I2 <i>percentile rank</i> <i># of funds in category</i>	PONPX	Multisector Bond	9.48 49 347	5.54 50 293	5.70 19 260	6.87 1 137	✔	5.75	0.82	14.26	✔	—	—	1.19	✔
PIMCO Short-Term I2 <i>percentile rank</i> <i># of funds in category</i>	PTSPX	Ultrashort Bond	1.14 32 234	1.94 41 204	2.22 10 163	1.71 12 85	✔	2.37	0.12	10.50	✔	—	—	0.65	✖

### Target Date








American Funds 2010 Trgt Date Retire R6 <i>percentile rank</i> <i># of funds in category</i>	RFITX	Target Date	15.38 39 121	8.74 42 96	7.53 53 77	7.08 3 52	✔	7.19	0.89	9.50	✔	—	✖	0.30	✔
American Funds 2015 Trgt Date Retire R6 <i>percentile rank</i> <i># of funds in category</i>	RFJTX	Target Date	17.22 48 117	9.38 36 102	8.14 56 76	7.63 3 44	✔	7.94	0.90	9.50	✔	—	✖	0.30	✔
American Funds 2020 Trgt Date Retire R6 <i>percentile rank</i> <i># of funds in category</i>	RRCTX	Target Date	17.98 62 168	9.80 51 153	8.93 56 114	8.29 3 66	✔	8.38	0.85	9.50	✔	—	✔	0.31	✔
American Funds 2025 Trgt Date Retire R6 <i>percentile rank</i> <i># of funds in category</i>	RFDTX	Target Date	20.71 64 214	11.06 33 196	10.40 34 154	9.42 1 90	✔	9.90	0.89	9.50	✔	—	✔	0.33	✔
American Funds 2030 Trgt Date Retire R6 <i>percentile rank</i> <i># of funds in category</i>	RFETX	Target Date	24.88 62 215	12.16 26 195	11.99 17 155	10.36 1 86	✔	11.71	0.92	9.50	✔	—	✔	0.35	✔
American Funds 2035 Trgt Date Retire R6 <i>percentile rank</i> <i># of funds in category</i>	RFFTX	Target Date	30.39 45 207	13.88 10 193	13.81 6 151	11.22 1 87	✔	14.16	0.96	9.50	✔	—	✖	0.37	✔
American Funds 2040 Trgt Date Retire R6 <i>percentile rank</i> <i># of funds in category</i>	RFCTX	Target Date	33.68 47 209	14.73 9 195	14.61 6 155	11.64 1 86	✔	15.24	0.93	9.50	✔	—	✖	0.38	✔
American Funds 2045 Trgt Date Retire R6 <i>percentile rank</i> <i># of funds in category</i>	RFHTX	Target Date	34.54 75 207	15.00 7 193	14.93 2 151	11.79 1 86	✔	15.56	0.90	9.50	✔	—	✖	0.39	✔
American Funds 2050 Trgt Date Retire R6 <i>percentile rank</i> <i># of funds in category</i>	RFITX	Target Date	35.03 85 209	15.18 7 195	15.11 1 155	11.88 1 79	✔	15.79	0.90	9.50	✔	—	✔	0.39	✔
American Funds 2055 Trgt Date Retire R6 <i>percentile rank</i> <i># of funds in category</i>	RFKTX	Target Date	35.08 85 207	15.19 7 193	15.11 3 148	11.88 1 64	✔	15.79	0.89	9.50	✔	—	✔	0.39	✔
American Funds 2060 Trgt Date Retire R6 <i>percentile rank</i> <i># of funds in category</i>	RFUTX	Target Date	35.10 86 201	15.17 10 177	15.09 2 110	— — —	✔	15.78	1.38	6.27	✔	—	✔	0.40	✔

# CAPPS RENT A CAR INC 401K SAVINGS

## Screens Summary (Data as of 06-30-2021)

 Fund Removed from Approved List

 Fund on Watch List

Name	Ticker	Asset Class	Trailing Performance and Risk							Management		Style		Expense		
			1 Yr	3 Yr	5 Yr	10 Yr	Pass/ Fail	Std Dev 3 Yr %	Beta 3 Yr %	Tenure	Pass/ Fail	Style Box	Pass/ Fail	Exp Ratio	Pass/ Fail	
American Funds 2065 Trgt Date Retire R6	RFVTX	Target Date	35.19	—	—	—	—	—	—	1.50		—		0.40		
<i>percentile rank</i>			<i>89</i>	—	—	—										
<i># of funds in category</i>			<i>74</i>	<i>17</i>	—	—										
<b>Balanced</b>																
American Funds American Balanced R6	RLBGX	Moderate Allocation	22.98	12.06	11.28	10.70		10.75	0.94	22.51		—		0.26		
<i>percentile rank</i>			<i>80</i>	<i>31</i>	<i>30</i>	<i>6</i>										
<i># of funds in category</i>			<i>686</i>	<i>660</i>	<i>602</i>	<i>429</i>										