

DOROSHOW AND PASQUALE 401K EMPLOYEE

Screens Summary (Data as of 06-30-2021)

Fund Removed from Approved List

Fund on Watch List











Name	Ticker	Asset Class	Trailing Performance and Risk				Management			Style		Expense			
			1 Yr	3 Yr	5 Yr	10 Yr	Pass/ Fail	Std Dev 3 Yr %	Beta 3 Yr %	Tenure	Pass/ Fail	Style Box	Pass/ Fail	Exp Ratio	Pass/ Fail
US Stock															
Vanguard 500 Index Admiral	VFIAX	Large Blend Index	40.83	18.66	17.62	14.81		18.53	1.00	5.18				0.04	
<i>percentile rank</i>			50	26	25	13									
<i># of funds in category</i>			1,395	1,265	1,107	825									
Fidelity® Contrafund®	FCNTX	Large Growth	38.50	20.79	21.70	16.46		19.04	0.95	30.81				0.86	
<i>percentile rank</i>			68	64	50	41									
<i># of funds in category</i>			1,244	1,143	1,033	765									
American Funds Washington Mutual R6	RWMGX	Large Value	36.43	14.75	14.75	13.25		17.08	0.90	24.01				0.27	
<i>percentile rank</i>			80	81	80	59									
<i># of funds in category</i>			1,395	1,265	1,107	825									
Vanguard Mid Cap Index Admiral	VIMAX	Mid-Cap Blend	46.90	16.49	15.75	13.12		21.61	0.98	23.13				0.05	
<i>percentile rank</i>			67	13	18	10									
<i># of funds in category</i>			389	357	290	202									
Carillon Eagle Small Cap Growth I	HSIIX	Small Growth	48.32	15.15	17.16	12.12		25.67	0.99	25.52				0.78	
<i>percentile rank</i>			70	74	74	82									
<i># of funds in category</i>			614	578	512	388									
Delaware Small Cap Value Instl	DEVIX	Small Value	63.83	8.56	12.15	10.36		27.79	1.02	24.18				0.89	
<i>percentile rank</i>			67	56	48	44									
<i># of funds in category</i>			431	407	381	285									
Non-US Stock															
JPMorgan Emerging Markets Equity R5	JEMOX	Diversified Emerging Mkts	43.51	18.60	—	—		19.88	1.02	15.84				0.89	
<i>percentile rank</i>			38	7	—	—									
<i># of funds in category</i>			791	701	602	308									
Vanguard Developed Markets Index Admiral	VTMGX	Foreign Large Blend Index	35.81	9.14	10.90	6.38		18.56	1.04	8.36				0.07	
<i>percentile rank</i>			31	38	34	23									
<i># of funds in category</i>			760	678	584	390									
American Funds Europacific Growth R6	RERGX	Foreign Large Growth	40.10	13.79	14.50	8.33		18.69	1.01	20.09				0.46	
<i>percentile rank</i>			22	42	34	38									
<i># of funds in category</i>			445	384	323	229									
Alternative															
Vanguard Real Estate Index Admiral	VGSLX	Real Estate	34.37	11.96	7.08	9.73		18.49	0.93	25.15		—		0.12	
<i>percentile rank</i>			64	34	48	29									
<i># of funds in category</i>			247	229	200	144									
Fixed Income															
BlackRock Inflation Protected Bond Instl	BPRIX	Inflation-Protected Bond	7.47	6.62	4.26	3.20		4.18	1.05	4.38		—	—	0.44	
<i>percentile rank</i>			20	17	21	31									
<i># of funds in category</i>			206	202	176	123									

DOROSHOW AND PASQUALE 401K EMPLOYEE






Screens Summary (Data as of 06-30-2021)

 Fund Removed from Approved List

 Fund on Watch List

Name	Ticker	Asset Class	Trailing Performance and Risk				Management			Style		Expense			
			1 Yr	3 Yr	5 Yr	10 Yr	Pass/ Fail	Std Dev 3 Yr %	Beta 3 Yr %	Tenure	Pass/ Fail	Style Box	Pass/ Fail	Exp Ratio	Pass/ Fail
Baird Aggregate Bond Inst	BAGIX	Intermediate-Term Bond	0.64	5.95	3.59	4.18		3.91	1.08	20.76			—	0.30	
<i>percentile rank</i>			45	17	18	5									
<i># of funds in category</i>			439	405	350	266									
PIMCO Income I2	PONPX	Multisector Bond	9.48	5.54	5.70	6.87		5.75	0.82	14.26		—	—	1.19	
<i>percentile rank</i>			49	50	19	1									
<i># of funds in category</i>			347	293	260	137									
Federated Hermes Govt Ultrashort IS	FGUSX	Ultrashort Bond	0.33	1.53	1.36	0.82		0.51	0.05	23.99		—	—	0.26	
<i>percentile rank</i>			73	73	74	79									
<i># of funds in category</i>			234	204	163	85									

Balanced

BlackRock Global Allocation Instl	MALOX	World Allocation	28.50	12.63	10.65	7.11		12.07	1.04	4.50				0.83	
<i>percentile rank</i>			28	4	10	25									
<i># of funds in category</i>			463	429	375	242									