

403(B) PLAN**Screens Summary (Data as of 06-30-2021)**

Fund Removed from Approved List

Fund on Watch List











Name	Ticker	Asset Class	Trailing Performance and Risk				Management			Style		Expense			
			1 Yr	3 Yr	5 Yr	10 Yr	Pass/ Fail	Std Dev 3 Yr %	Beta 3 Yr %	Tenure	Pass/ Fail	Style Box	Pass/ Fail	Exp Ratio	Pass/ Fail
US Stock															
Vanguard 500 Index Admiral <i>percentile rank</i> <i># of funds in category</i>	VFIAX	Large Blend Index	40.83 50 1,395	18.66 26 1,265	17.62 25 1,107	14.81 13 825		18.53	1.00	5.18				0.04	
Fidelity® Contrafund® <i>percentile rank</i> <i># of funds in category</i>	FCNTX	Large Growth	38.50 68 1,244	20.79 64 1,143	21.70 50 1,033	16.46 41 765		19.04	0.95	30.81				0.86	
American Funds Washington Mutual R6 <i>percentile rank</i> <i># of funds in category</i>	RWMGX	Large Value	36.43 80 1,395	14.75 81 1,265	14.75 80 1,107	13.25 59 825		17.08	0.90	24.01				0.27	
Vanguard Mid Cap Index Admiral <i>percentile rank</i> <i># of funds in category</i>	VIMAX	Mid-Cap Blend	46.90 67 389	16.49 13 357	15.75 18 290	13.12 10 202		21.61	0.98	23.13				0.05	
Carillon Eagle Small Cap Growth I <i>percentile rank</i> <i># of funds in category</i>	HSIIX	Small Growth	48.32 70 614	15.15 74 578	17.16 74 512	12.12 82 388		25.67	0.99	25.52				0.78	
Delaware Small Cap Value Instl <i>percentile rank</i> <i># of funds in category</i>	DEVIX	Small Value	63.83 67 431	8.56 56 407	12.15 48 381	10.36 44 285		27.79	1.02	24.18				0.89	
Non-US Stock															
JPMorgan Emerging Markets Equity R5 <i>percentile rank</i> <i># of funds in category</i>	JEMOX	Diversified Emerging Mkts	43.51 38 791	18.60 7 701	— — 602	— — 308		19.88	1.02	15.84				0.89	
Vanguard Developed Markets Index Admiral <i>percentile rank</i> <i># of funds in category</i>	VTMGX	Foreign Large Blend Index	35.81 31 760	9.14 38 678	10.90 34 584	6.38 23 390		18.56	1.04	8.36				0.07	
American Funds Europacific Growth R6 <i>percentile rank</i> <i># of funds in category</i>	RERGX	Foreign Large Growth	40.10 22 445	13.79 42 384	14.50 34 323	8.33 38 229		18.69	1.01	20.09				0.46	
Alternative															
Vanguard Real Estate Index Admiral <i>percentile rank</i> <i># of funds in category</i>	VGSLX	Real Estate	34.37 64 247	11.96 34 229	7.08 48 200	9.73 29 144		18.49	0.93	25.15		—		0.12	
Fixed Income															
BlackRock Inflation Protected Bond Instl <i>percentile rank</i> <i># of funds in category</i>	BPRIX	Inflation-Protected Bond	7.47 20 206	6.62 17 202	4.26 21 176	3.20 31 123		4.18	1.05	4.38		—	—	0.44	

403(B) PLAN






Screens Summary (Data as of 06-30-2021)

 Fund Removed from Approved List

 Fund on Watch List

Name	Ticker	Asset Class	Trailing Performance and Risk				Management			Style		Expense			
			1 Yr	3 Yr	5 Yr	10 Yr	Pass/ Fail	Std Dev 3 Yr %	Beta 3 Yr %	Tenure	Pass/ Fail	Style Box	Pass/ Fail	Exp Ratio	Pass/ Fail
Baird Aggregate Bond Inst	BAGIX	Intermediate-Term Bond	0.64	5.95	3.59	4.18		3.91	1.08	20.76			—	0.30	
<i>percentile rank</i>			45	17	18	5									
<i># of funds in category</i>			439	405	350	266									
PIMCO Income I2	PONPX	Multisector Bond	9.48	5.54	5.70	6.87		5.75	0.82	14.26		—	—	1.19	
<i>percentile rank</i>			49	50	19	1									
<i># of funds in category</i>			347	293	260	137									
Federated Hermes Govt Ultrashort IS	FGUSX	Ultrashort Bond	0.33	1.53	1.36	0.82		0.51	0.05	23.99		—	—	0.26	
<i>percentile rank</i>			73	73	74	79									
<i># of funds in category</i>			234	204	163	85									

Balanced

BlackRock Global Allocation Instl	MALOX	World Allocation	28.50	12.63	10.65	7.11		12.07	1.04	4.50				0.83	
<i>percentile rank</i>			28	4	10	25									
<i># of funds in category</i>			463	429	375	242									