

INNOVATIVE OPENINGS INC 401K PLAN

Screens Summary (Data as of 06-30-2021)

⊖ Fund Removed from Approved List ⚠ Fund on Watch List









Name	Ticker	Asset Class	Trailing Performance and Risk				Management			Style		Expense				
			1 Yr	3 Yr	5 Yr	10 Yr	Pass/ Fail	Std Dev 3 Yr %	Beta 3 Yr %	Tenure	Pass/ Fail	Style Box	Pass/ Fail	Exp Ratio	Pass/ Fail	
US Stock																
Vanguard 500 Index Admiral	VFIAX	Large Blend Index	40.83	18.66	17.62	14.81	✔	18.53	1.00	5.18	✔	☐	✔	0.04	✔	
<i>percentile rank</i>			50	26	25	13										
<i># of funds in category</i>			1,395	1,265	1,107	825										
Fidelity® Contrafund®	FCNTX	Large Growth	38.50	20.79	21.70	16.46	✔	19.04	0.95	30.81	✔	☐	✔	0.86	✔	
<i>percentile rank</i>			68	64	50	41										
<i># of funds in category</i>			1,244	1,143	1,033	765										
American Funds Washington Mutual R6	RWMGX	Large Value	36.43	14.75	14.75	13.25	✔	17.08	0.90	24.01	✔	☐	✖	0.27	✔	
<i>percentile rank</i>			80	81	80	59										
<i># of funds in category</i>			1,395	1,265	1,107	825										
Vanguard Mid Cap Index Admiral	VIMAX	Mid-Cap Blend	46.90	16.49	15.75	13.12	✔	21.61	0.98	23.13	✔	☐	✔	0.05	✔	
<i>percentile rank</i>			67	13	18	10										
<i># of funds in category</i>			389	357	290	202										
⚠ Carillon Eagle Small Cap Growth I	HSIIX	Small Growth	48.32	15.15	17.16	12.12	✔	25.67	0.99	25.52	✔	☐	✔	0.78	✔	
<i>percentile rank</i>			70	74	74	82										
<i># of funds in category</i>			614	578	512	388										
Delaware Small Cap Value Instl	DEVIX	Small Value	63.83	8.56	12.15	10.36	✔	27.79	1.02	24.18	✔	☐	✔	0.89	✔	
<i>percentile rank</i>			67	56	48	44										
<i># of funds in category</i>			431	407	381	285										
Non-US Stock																
Vanguard Developed Markets Index Admiral	VTMGX	Foreign Large Blend Index	35.81	9.14	10.90	6.38	✔	18.56	1.04	8.36	✔	☐	✔	0.07	✔	
<i>percentile rank</i>			31	38	34	23										
<i># of funds in category</i>			760	678	584	390										
Alternative																
Vanguard Real Estate Index Admiral	VGSLX	Real Estate	34.37	11.96	7.08	9.73	✔	18.49	0.93	25.15	✔	—	✔	0.12	✔	
<i>percentile rank</i>			64	34	48	29										
<i># of funds in category</i>			247	229	200	144										
Fixed Income																
BlackRock Inflation Protected Bond Instl	BPRIX	Inflation-Protected Bond	7.47	6.62	4.26	3.20	✔	4.18	1.05	4.38	✔	—	—	0.44	✔	
<i>percentile rank</i>			20	17	21	31										
<i># of funds in category</i>			206	202	176	123										
Baird Aggregate Bond Inst	BAGIX	Intermediate-Term Bond	0.64	5.95	3.59	4.18	✔	3.91	1.08	20.76	✔	☐	—	0.30	✔	
<i>percentile rank</i>			45	17	18	5										
<i># of funds in category</i>			439	405	350	266										
PIMCO Income I2	PONPX	Multisector Bond	9.48	5.54	5.70	6.87	✔	5.75	0.82	14.26	✔	—	—	1.19	✔	
<i>percentile rank</i>			49	50	19	1										
<i># of funds in category</i>			347	293	260	137										

INNOVATIVE OPENINGS INC 401K PLAN

Screens Summary (Data as of 06-30-2021)

 Fund Removed from Approved List

 Fund on Watch List

Name	Ticker	Asset Class	Trailing Performance and Risk				Management			Style		Expense			
			1 Yr	3 Yr	5 Yr	10 Yr	Pass/ Fail	Std Dev 3 Yr %	Beta 3 Yr %	Tenure	Pass/ Fail	Style Box	Pass/ Fail	Exp Ratio	Pass/ Fail
Federated Hermes Govt Ultrashort IS	FGUSX	Ultrashort Bond	0.33	1.53	1.36	0.82		0.51	0.05	23.99		—	—	0.26	
<i>percentile rank</i>			<i>73</i>	<i>73</i>	<i>74</i>	<i>79</i>									
<i># of funds in category</i>			<i>234</i>	<i>204</i>	<i>163</i>	<i>85</i>									
Balanced															
BlackRock Global Allocation Instl	MALOX	World Allocation	28.50	12.63	10.65	7.11		12.07	1.04	4.50				0.83	
<i>percentile rank</i>			<i>28</i>	<i>4</i>	<i>10</i>	<i>25</i>									
<i># of funds in category</i>			<i>463</i>	<i>429</i>	<i>375</i>	<i>242</i>									