

LOUISVILLE HIGH SCHOOL EMPLOYEES

Screens Summary (Data as of 06-30-2021)

⊖ Fund Removed from Approved List ⚠ Fund on Watch List

Name	Ticker	Asset Class	Trailing Performance and Risk				Management			Style		Expense				
			1 Yr	3 Yr	5 Yr	10 Yr	Pass/ Fail	Std Dev 3 Yr %	Beta 3 Yr %	Tenure	Pass/ Fail	Style Box	Pass/ Fail	Exp Ratio	Pass/ Fail	
US Stock																
Vanguard 500 Index Admiral <i>percentile rank</i> <i># of funds in category</i>	VFIAX	Large Blend Index	40.83 50 1,395	18.66 26 1,265	17.62 25 1,107	14.81 13 825	✔	18.53	1.00	5.18	✔	☐	✔	0.04	✔	
MFS Growth R6 <i>percentile rank</i> <i># of funds in category</i>	MFEKX	Large Growth	35.35 87 1,244	23.41 39 1,143	23.10 35 1,033	— — 765	✔	18.06	0.90	19.26	✔	☐	✔	0.53	✔	
⚠ Invesco Diversified Dividend R6 <i>percentile rank</i> <i># of funds in category</i>	LCEFX	Large Value	33.62 85 1,215	10.53 71 1,146	8.62 93 1,017	— — 744	✔	16.81	0.82	7.34	✔	☐	✔	0.44	✔	
MFS Mid Cap Growth R6 <i>percentile rank</i> <i># of funds in category</i>	OTCKX	Mid-Cap Growth	35.16 93 581	21.41 41 548	21.13 29 491	— — 381	✔	19.30	0.86	12.62	✔	☐	✔	0.70	✔	
Vanguard Selected Value Inv <i>percentile rank</i> <i># of funds in category</i>	VASVX	Mid-Cap Value	62.55 21 416	11.36 45 397	12.64 36 348	11.23 37 248	✔	28.17	1.19	16.35	✔	☐	✔	0.31	✔	
PGIM Jennison Small Company R6 <i>percentile rank</i> <i># of funds in category</i>	PJSQX	Small Growth	77.00 7 614	17.21 56 578	17.88 69 512	12.78 73 388	✔	27.69	1.02	7.59	✔	☐	✖	0.70	✔	
DFA US Small Cap Value I <i>percentile rank</i> <i># of funds in category</i>	DFSVX	Small Value	80.43 23 431	8.62 56 407	12.42 43 381	10.46 40 285	✔	29.89	1.10	9.34	✔	☐	✔	0.39	✔	
Non-US Stock																
American Funds Intl Gr and Inc R6 <i>percentile rank</i> <i># of funds in category</i>	RIGGX	Foreign Large Blend	38.44 18 760	10.47 16 678	11.16 25 584	6.42 22 390	✔	19.22	1.08	12.75	✔	☐	✔	0.54	✔	
⚠ Invesco Oppenheimer International Gr R6 <i>percentile rank</i> <i># of funds in category</i>	OIGIX	Foreign Large Growth	35.70 36 445	12.08 67 384	11.82 79 323	— — 229	✔	18.21	0.97	25.28	✔	☐	✔	0.69	✔	
Vanguard International Value Inv <i>percentile rank</i> <i># of funds in category</i>	VTRIX	Foreign Large Value	41.27 24 352	8.63 10 317	10.59 5 271	5.81 14 182	✔	19.97	1.10	11.10	✔	☐	✔	0.35	✔	
American Funds Capital World Gr&Inc R6 <i>percentile rank</i> <i># of funds in category</i>	RWIGX	World Stock	35.65 65 333	12.91 53 283	13.71 44 240	10.07 40 144	✔	16.80	0.93	15.42	✔	—	✔	0.42	✔	
Alternative																
PIMCO Commodity Real Ret Strat Instl <i>percentile rank</i> <i># of funds in category</i>	PCRIX	Commodities Broad Basket	56.86 7 115	6.69 12 105	4.39 35 88	-3.36 41 55	✔	18.72	1.20	6.50	✔	—	—	1.33	✔	

LOUISVILLE HIGH SCHOOL EMPLOYEES


Screens Summary (Data as of 06-30-2021)

 Fund Removed from Approved List
  Fund on Watch List



Name	Ticker	Asset Class	Trailing Performance and Risk				Management			Style		Expense			
			1 Yr	3 Yr	5 Yr	10 Yr	Pass/ Fail	Std Dev 3 Yr %	Beta 3 Yr %	Tenure	Pass/ Fail	Style Box	Pass/ Fail	Exp Ratio	Pass/ Fail
Vanguard Real Estate Index Admiral <i>percentile rank</i> <i># of funds in category</i>	VGSLX	Real Estate	34.37 64 247	11.96 34 229	7.08 48 200	9.73 29 144		18.49	0.93	25.15		—		0.12	
Fixed Income															
Eaton Vance Income Fund of Boston R6 <i>percentile rank</i> <i># of funds in category</i>	EIBRX	High Yield Bond	14.54 50 687	6.67 41 638	6.40 48 560	— — 364		8.60	0.90	6.66		—	—	0.66	
Vanguard Inflation-Protected Secs Adm <i>percentile rank</i> <i># of funds in category</i>	VAIPX	Inflation- Protected Bond	6.47 51 206	6.41 32 202	4.02 40 176	3.33 19 123		3.74	0.94	9.87		—	—	0.10	
Baird Aggregate Bond Inst <i>percentile rank</i> <i># of funds in category</i>	BAGIX	Intermediate- Term Bond	0.64 45 439	5.95 17 405	3.59 18 350	4.18 5 266		3.91	1.08	20.76			—	0.30	
PIMCO Income Instl <i>percentile rank</i> <i># of funds in category</i>	PIMIX	Multisector Bond	9.59 47 347	5.65 48 293	5.80 15 260	6.97 1 137		5.75	0.82	14.26		—	—	1.09	
Federated Hermes Govt Ultrashort R6 <i>percentile rank</i> <i># of funds in category</i>	FGULX	Ultrashort Bond	0.35 72 234	1.55 72 204	1.38 74 163	— — 85		0.52	0.05	23.99		—	—	0.24	
Target Date															
Vanguard Target Retirement 2015 Inv <i>percentile rank</i> <i># of funds in category</i>	VTXVX	Target Date	13.56 95 117	8.44 79 102	7.76 79 76	6.96 55 44		7.26	0.83	8.36		—		0.12	
Vanguard Target Retirement 2020 Inv <i>percentile rank</i> <i># of funds in category</i>	VTWNX	Target Date	18.94 56 168	10.01 41 153	9.39 34 114	8.02 24 66		9.62	0.99	8.36		—		0.13	
Vanguard Target Retirement 2025 Inv <i>percentile rank</i> <i># of funds in category</i>	VTTVX	Target Date	22.72 41 214	11.10 32 196	10.56 29 154	8.74 16 90		11.34	1.03	8.36		—		0.13	
Vanguard Target Retirement 2030 Inv <i>percentile rank</i> <i># of funds in category</i>	VTHRX	Target Date	26.02 46 215	11.87 36 195	11.49 36 155	9.33 21 86		12.69	1.00	8.36		—		0.14	
Vanguard Target Retirement 2035 Inv <i>percentile rank</i> <i># of funds in category</i>	VTTHX	Target Date	29.32 63 207	12.60 41 193	12.39 41 151	9.89 27 87		14.04	0.96	8.36		—		0.14	
Vanguard Target Retirement 2040 Inv <i>percentile rank</i> <i># of funds in category</i>	VFORX	Target Date	32.67 60 209	13.31 41 195	13.30 35 155	10.39 28 86		15.39	0.95	8.36		—		0.14	
Vanguard Target Retirement 2045 Inv <i>percentile rank</i> <i># of funds in category</i>	VTIVX	Target Date	36.13 49 207	14.07 33 193	13.93 30 151	10.70 20 86		16.63	0.97	8.36		—		0.15	

LOUISVILLE HIGH SCHOOL EMPLOYEES

Screens Summary (Data as of 06-30-2021)

 Fund Removed from Approved List

 Fund on Watch List

Name	Ticker	Asset Class	Trailing Performance and Risk				Management			Style		Expense				
			1 Yr	3 Yr	5 Yr	10 Yr	Pass/ Fail	Std Dev 3 Yr %	Beta 3 Yr %	Tenure	Pass/ Fail	Style Box	Pass/ Fail	Exp Ratio	Pass/ Fail	
Vanguard Target Retirement 2050 Inv	VFIFX	Target Date	36.39	14.15	13.97	10.72		16.65	0.95	8.36		—		0.15		
<i>percentile rank</i>			72	38	38	20										
<i># of funds in category</i>			209	195	155	79										
Vanguard Target Retirement 2055 Inv	VFFVX	Target Date	36.40	14.13	13.96	10.72		16.64	0.95	8.36		—		0.15		
<i>percentile rank</i>			75	43	44	28										
<i># of funds in category</i>			207	193	148	64										
Vanguard Target Retirement 2060 Inv	VTTSX	Target Date	36.39	14.13	13.96	—		16.63	1.46	8.36		—		0.15		
<i>percentile rank</i>			76	48	57	—										
<i># of funds in category</i>			201	177	110	—										
Vanguard Target Retirement 2065 Inv	VLXVX	Target Date	36.34	14.06	—	—		16.65	1.46	3.97		—		0.15		
<i>percentile rank</i>			83	64	—	—										
<i># of funds in category</i>			74	17	—	—										
Balanced																
American Funds American Balanced R6	RLBGX	Moderate Allocation	22.98	12.06	11.28	10.70		10.75	0.94	22.51		—		0.26		
<i>percentile rank</i>			80	31	30	6										
<i># of funds in category</i>			686	660	602	429										