

NORTH WELD COUNTY WATER DISTRICT

Screens Summary (Data as of 06-30-2021)

⊖ Fund Removed from Approved List ⚠ Fund on Watch List

Name	Ticker	Asset Class	Trailing Performance and Risk				Management			Style		Expense				
			1 Yr	3 Yr	5 Yr	10 Yr	Pass/ Fail	Std Dev 3 Yr %	Beta 3 Yr %	Tenure	Pass/ Fail	Style Box	Pass/ Fail	Exp Ratio	Pass/ Fail	
US Stock																
Vanguard 500 Index Admiral	VFIAX	Large Blend Index	40.83	18.66	17.62	14.81	✔	18.53	1.00	5.18	✔	☐	✔	0.04	✔	
<i>percentile rank</i>			50	26	25	13										
<i># of funds in category</i>			1,395	1,265	1,107	825										
MFS Growth R6	MFEKX	Large Growth	35.35	23.41	23.10	—	✔	18.06	0.90	19.26	✔	☐	✔	0.53	✔	
<i>percentile rank</i>			87	39	35	—										
<i># of funds in category</i>			1,244	1,143	1,033	765										
⚠ Invesco Diversified Dividend R6	LCEFX	Large Value	33.62	10.53	8.62	—	✔	16.81	0.82	7.34	✔	☐	✔	0.44	✔	
<i>percentile rank</i>			85	71	93	—										
<i># of funds in category</i>			1,215	1,146	1,017	744										
Vanguard Mid Cap Index Admiral	VIMAX	Mid-Cap Blend	46.90	16.49	15.75	13.12	✔	21.61	0.98	23.13	✔	☐	✔	0.05	✔	
<i>percentile rank</i>			67	13	18	10										
<i># of funds in category</i>			389	357	290	202										
PGIM Jennison Small Company R6	PJSQX	Small Growth	77.00	17.21	17.88	12.78	✔	27.69	1.02	7.59	✔	☐	✖	0.70	✔	
<i>percentile rank</i>			7	56	69	73										
<i># of funds in category</i>			614	578	512	388										
DFA US Small Cap Value I	DFSVX	Small Value	80.43	8.62	12.42	10.46	✔	29.89	1.10	9.34	✔	☐	✔	0.39	✔	
<i>percentile rank</i>			23	56	43	40										
<i># of funds in category</i>			431	407	381	285										
Non-US Stock																
JPMorgan Emerging Markets Equity R6	JEMWX	Diversified Emerging Mkts	43.65	18.73	17.96	—	✔	19.88	1.02	15.84	✔	☐	✔	0.79	✔	
<i>percentile rank</i>			37	7	4	—										
<i># of funds in category</i>			791	701	602	308										
American Funds Intl Gr and Inc R6	RIGGX	Foreign Large Blend	38.44	10.47	11.16	6.42	✔	19.22	1.08	12.75	✔	☐	✔	0.54	✔	
<i>percentile rank</i>			18	16	25	22										
<i># of funds in category</i>			760	678	584	390										
Vanguard Developed Markets Index Admiral	VTMGX	Foreign Large Blend Index	35.81	9.14	10.90	6.38	✔	18.56	1.04	8.36	✔	☐	✔	0.07	✔	
<i>percentile rank</i>			31	38	34	23										
<i># of funds in category</i>			760	678	584	390										
Alternative																
Vanguard Real Estate Index Admiral	VGSLX	Real Estate	34.37	11.96	7.08	9.73	✔	18.49	0.93	25.15	✔	—	✔	0.12	✔	
<i>percentile rank</i>			64	34	48	29										
<i># of funds in category</i>			247	229	200	144										
Fixed Income																
Vanguard Inflation-Protected Secs Adm	VAIPX	Inflation-Protected Bond	6.47	6.41	4.02	3.33	✔	3.74	0.94	9.87	✔	—	—	0.10	✔	
<i>percentile rank</i>			51	32	40	19										
<i># of funds in category</i>			206	202	176	123										

NORTH WELD COUNTY WATER DISTRICT

Screens Summary (Data as of 06-30-2021)

⊖ Fund Removed from Approved List
 ! Fund on Watch List

Name	Ticker	Asset Class	Trailing Performance and Risk							Management		Style		Expense	
			1 Yr	3 Yr	5 Yr	10 Yr	Pass/ Fail	Std Dev 3 Yr %	Beta 3 Yr %	Tenure	Pass/ Fail	Style Box	Pass/ Fail	Exp Ratio	Pass/ Fail
Baird Aggregate Bond Inst	BAGIX	Intermediate-Term Bond	0.64	5.95	3.59	4.18	✔	3.91	1.08	20.76	✔	☒	—	0.30	✔
<i>percentile rank</i>			45	17	18	5									
<i># of funds in category</i>			439	405	350	266									
PIMCO Income Instl	PIMIX	Multisector Bond	9.59	5.65	5.80	6.97	✔	5.75	0.82	14.26	✔	—	—	1.09	✔
<i>percentile rank</i>			47	48	15	1									
<i># of funds in category</i>			347	293	260	137									
Federated Hermes Govt Ultrashort R6	FGULX	Ultrashort Bond	0.35	1.55	1.38	—	✔	0.52	0.05	23.99	✔	—	—	0.24	✔
<i>percentile rank</i>			72	72	74	—									
<i># of funds in category</i>			234	204	163	85									









Target Date															
Vanguard Target Retirement 2015 Inv	VTXVX	Target Date	13.56	8.44	7.76	6.96	✔	7.26	0.83	8.36	✔	—	✔	0.12	✔
<i>percentile rank</i>			95	79	79	55									
<i># of funds in category</i>			117	102	76	44									
Vanguard Target Retirement 2020 Inv	VTWNX	Target Date	18.94	10.01	9.39	8.02	✔	9.62	0.99	8.36	✔	—	✔	0.13	✔
<i>percentile rank</i>			56	41	34	24									
<i># of funds in category</i>			168	153	114	66									
Vanguard Target Retirement 2025 Inv	VTTVX	Target Date	22.72	11.10	10.56	8.74	✔	11.34	1.03	8.36	✔	—	✔	0.13	✔
<i>percentile rank</i>			41	32	29	16									
<i># of funds in category</i>			214	196	154	90									
Vanguard Target Retirement 2030 Inv	VTHRX	Target Date	26.02	11.87	11.49	9.33	✔	12.69	1.00	8.36	✔	—	✔	0.14	✔
<i>percentile rank</i>			46	36	36	21									
<i># of funds in category</i>			215	195	155	86									
Vanguard Target Retirement 2035 Inv	VTTX	Target Date	29.32	12.60	12.39	9.89	✔	14.04	0.96	8.36	✔	—	✔	0.14	✔
<i>percentile rank</i>			63	41	41	27									
<i># of funds in category</i>			207	193	151	87									
Vanguard Target Retirement 2040 Inv	VFORX	Target Date	32.67	13.31	13.30	10.39	✔	15.39	0.95	8.36	✔	—	✔	0.14	✔
<i>percentile rank</i>			60	41	35	28									
<i># of funds in category</i>			209	195	155	86									
Vanguard Target Retirement 2045 Inv	VTIVX	Target Date	36.13	14.07	13.93	10.70	✔	16.63	0.97	8.36	✔	—	✔	0.15	✔
<i>percentile rank</i>			49	33	30	20									
<i># of funds in category</i>			207	193	151	86									
Vanguard Target Retirement 2050 Inv	VFIFX	Target Date	36.39	14.15	13.97	10.72	✔	16.65	0.95	8.36	✔	—	✔	0.15	✔
<i>percentile rank</i>			72	38	38	20									
<i># of funds in category</i>			209	195	155	79									
Vanguard Target Retirement 2055 Inv	VFFVX	Target Date	36.40	14.13	13.96	10.72	✔	16.64	0.95	8.36	✔	—	✔	0.15	✔
<i>percentile rank</i>			75	43	44	28									
<i># of funds in category</i>			207	193	148	64									
Vanguard Target Retirement 2060 Inv	VTTX	Target Date	36.39	14.13	13.96	—	✔	16.63	1.46	8.36	✔	—	✔	0.15	✔
<i>percentile rank</i>			76	48	57	—									
<i># of funds in category</i>			201	177	110	—									
Vanguard Target Retirement 2065 Inv	VLXVX	Target Date	36.34	14.06	—	—	✔	16.65	1.46	3.97	✔	—	✔	0.15	✔
<i>percentile rank</i>			83	64	—	—									
<i># of funds in category</i>			74	17	—	—									

NORTH WELD COUNTY WATER DISTRICT

Screens Summary (Data as of 06-30-2021)

 Fund Removed from Approved List

 Fund on Watch List

Name	Ticker	Asset Class	Trailing Performance and Risk						Management		Style		Expense		
			1 Yr	3 Yr	5 Yr	10 Yr	Pass/ Fail	Std Dev 3 Yr %	Beta 3 Yr %	Tenure	Pass/ Fail	Style Box	Pass/ Fail	Exp Ratio	Pass/ Fail
Vanguard Target Retirement Income Inv	VTINX	Target Date	12.02	8.05	6.65	5.81		6.10	0.84	8.36		—		0.12	
<i>percentile rank</i>			<i>56</i>	<i>37</i>	<i>44</i>	<i>21</i>									
<i># of funds in category</i>			<i>159</i>	<i>142</i>	<i>118</i>	<i>79</i>									
Balanced															
American Funds American Balanced R6	RLBGX	Moderate Allocation	22.98	12.06	11.28	10.70		10.75	0.94	22.51		—		0.26	
<i>percentile rank</i>			<i>80</i>	<i>31</i>	<i>30</i>	<i>6</i>									
<i># of funds in category</i>			<i>686</i>	<i>660</i>	<i>602</i>	<i>429</i>									